



US00D380170S

United States Patent [19]

Schoepfer

[11] Patent Number: **Des. 380,170**

[45] Date of Patent: ****Jun. 24, 1997**

[54] **WATCH BAND**

[75] Inventor: **Eddy Schoepfer**, Les Ouches, Switzerland

[73] Assignee: **Tag-Heuer, S.A.**, Switzerland

[**] Term: **14 Years**

[21] Appl. No.: **47,016**

[22] Filed: **Nov. 24, 1995**

[30] **Foreign Application Priority Data**

May 26, 1995 [EP] European Pat. Off. DMA/002951

[51] LOC (6) Cl. **11-01**

[52] U.S. Cl. **D11/25**

[58] Field of Search D11/1-25, 93, D11/94; 59/78, 84; 63/1.1, 2, 3; 224/164; D10/30-32

[56] **References Cited**

U.S. PATENT DOCUMENTS

D. 160,275 9/1950 Rodriguez D11/25
D. 213,632 3/1969 Bello D11/12

D. 245,230 8/1977 Kleiner D10/32
D. 264,945 6/1982 Pennell D10/32
D. 338,849 8/1993 Cowan D11/25
2,392,115 1/1946 Blumstein D11/22

Primary Examiner—Ralf Seifert
Attorney, Agent, or Firm—Baker & McKenzie

[57] **CLAIM**

The ornamental design for a watch band, as shown and described.

DESCRIPTION

FIG. 1 is a top plan view of a watch band embodying my invention;

FIG. 2 is a side elevational view thereof;

FIG. 3 is a bottom view thereof;

FIG. 4 is an opposite side elevational view thereof;

FIG. 5 is an end elevational view; and,

FIG. 6 is an end elevational view showing the side opposite FIG. 5.

The small arrows and circles which appear on the under-surface of the band, as shown in the bottom plan view, are not part of the claimed design.

1 Claim, 1 Drawing Sheet




Fig 1

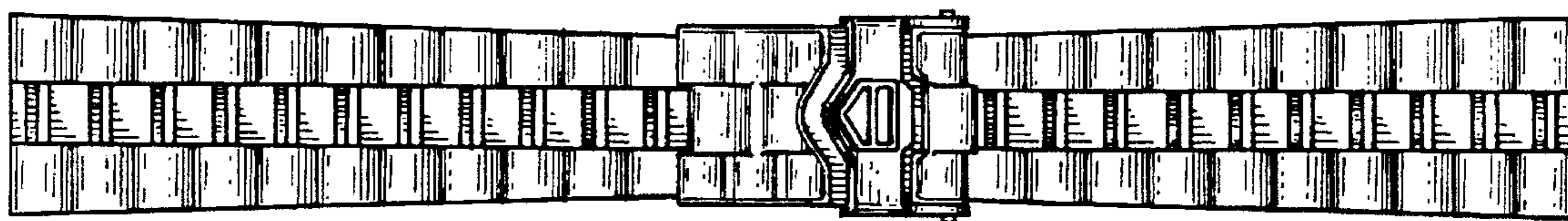


Fig 2

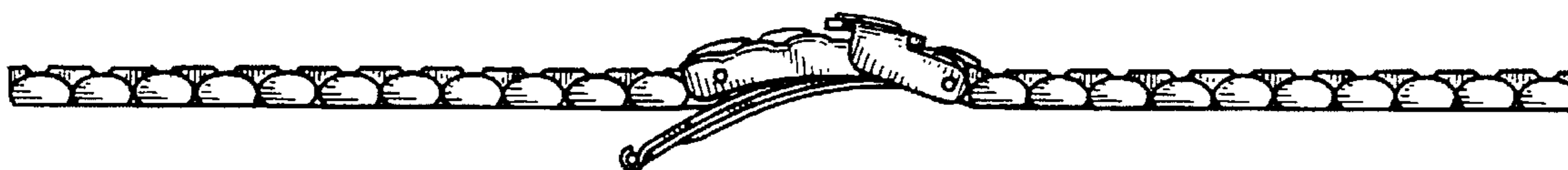


Fig 3

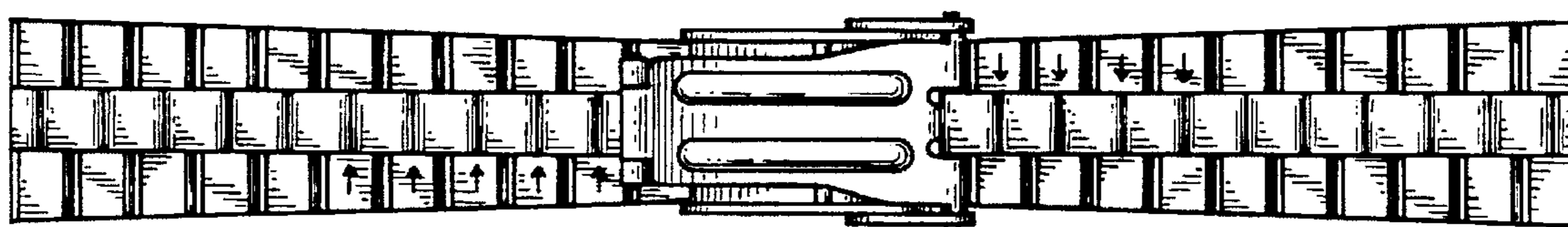


Fig 4

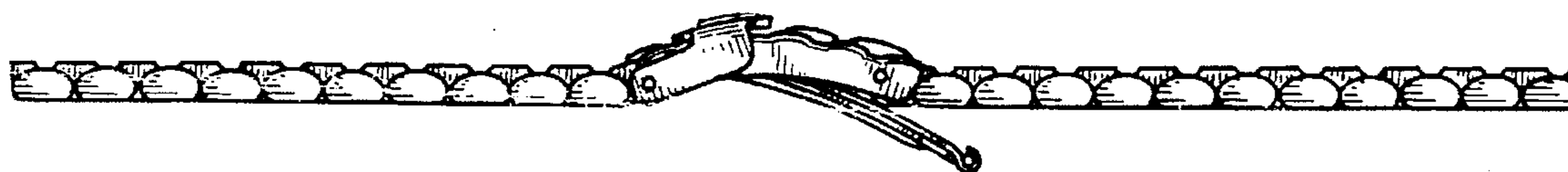


Fig 5



Fig 6

