



US00D380168S

**United States Patent** [19]  
**Droz**

[11] **Patent Number: Des. 380,168**

[45] **Date of Patent: \*\*Jun. 24, 1997**

[54] **WATCH BRACELET**

D. 339,081 9/1993 Pandel ..... D11/3

[75] **Inventor: Francoise Humbert Droz**, Colombier,  
Switzerland

*Primary Examiner*—Ralf Seifert  
*Attorney, Agent, or Firm*—Ladas & Parry

[73] **Assignee: Titan International Marketing Ltd.**,  
London, United Kingdom

[57] **CLAIM**

The ornamental design for a watch bracelet, as shown.

[\*\*] **Term: 14 Years**

**DESCRIPTION**

[21] **Appl. No.: 43,059**

[22] **Filed: Aug. 24, 1995**

[51] **LOC (6) Cl. .... 11-01**

[52] **U.S. Cl. .... D11/3; D11/25**

[58] **Field of Search .... D11/1-25, 93,**  
D11/94; 59/78, 84; 63/1.1, 2, 3-11; 224/164;  
D10/30-32

FIG. 1 is a top plan view of a watch bracelet showing my new design thereof with a watch case shown in phantom, the bracelet being shown flat and separated for convenience of illustration, it being understood that the bracelet is continuous;

FIG. 2 is a bottom plan view thereof;

FIG. 3 is a right side view thereof (the left side being a mirror image); and,

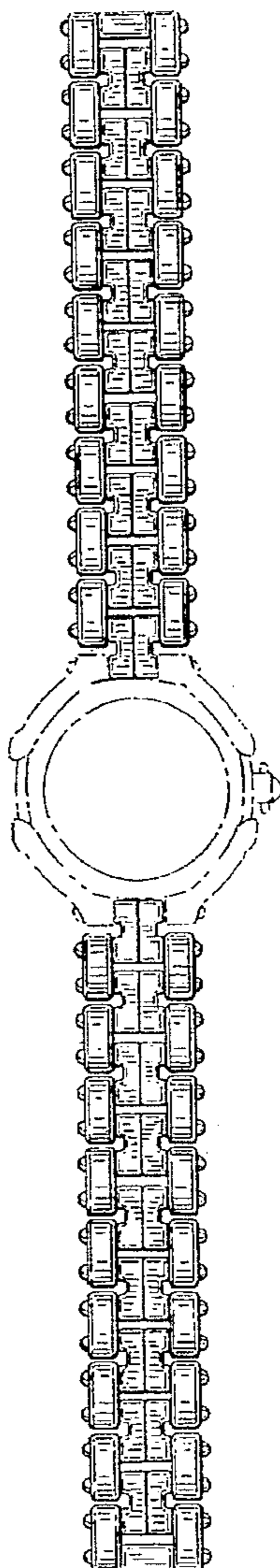
FIG. 4 is a front view thereof (the rear view being the same). The broken line showing of a watch in FIGS. 1-4 is for illustrative purposes only and forms no part of the claimed design.

[56] **References Cited**

**U.S. PATENT DOCUMENTS**

D. 316,523 4/1991 Hirabayashi ..... D10/32

**1 Claim, 2 Drawing Sheets**



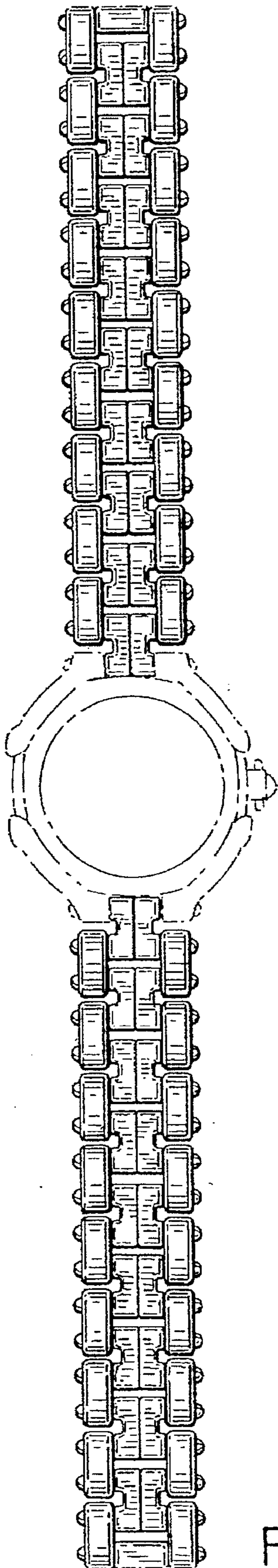


FIG. 1

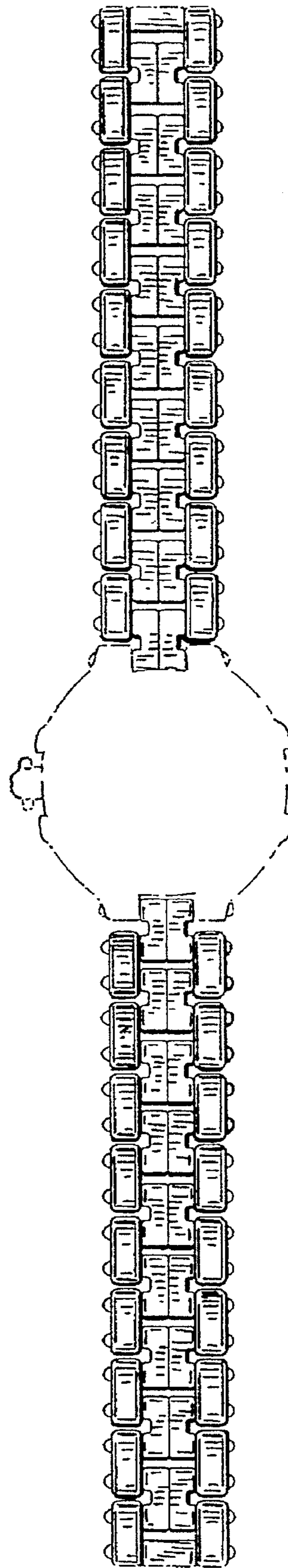


FIG. 2

FIG. 3



FIG. 4