



US00D380167S

United States Patent [19]

Ryan

[11] Patent Number: **Des. 380,167**

[45] Date of Patent: ****Jun. 24, 1997**

[54] **DOOR CHIME**

[75] Inventor: **Thomas J. Ryan**, Del Mar, Calif.

[73] Assignee: **Fred M. Schildwachter & Sons, Inc.**,
Bronx, N.Y.

[**] Term: **14 Years**

[21] Appl. No.: **57,515**

[22] Filed: **Jul. 26, 1996**

[51] LOC (6) Cl. **10-05**

[52] U.S. Cl. **D10/118**

[58] Field of Search D10/104, 116,
D10/118, 121; 340/384.1, 384.3, 384.7,
388.1, 390.1, 391.1, 392.2, 392.4, 404,
405, 406, 407

[56] **References Cited**

U.S. PATENT DOCUMENTS

D. 264,196 5/1982 Doggart D10/118

D. 274,992 8/1984 Levin D10/118

D. 275,088 8/1984 Kachi et al. D10/118

D. 294,471 3/1988 Levin et al. D10/118

D. 353,345 12/1994 Dawson D10/118

D. 355,143 2/1995 Lee et al. D10/118

Primary Examiner—Marcus A. Jackson
Attorney, Agent, or Firm—Eliot S. Gerber

[57] **CLAIM**

The ornamental design for a door chime, as shown and described.

DESCRIPTION

FIG. 1 is a perspective view of a door chime showing my new design;

FIG. 2 is a top plan view thereof;

FIG. 3 is a left side plan view thereof;

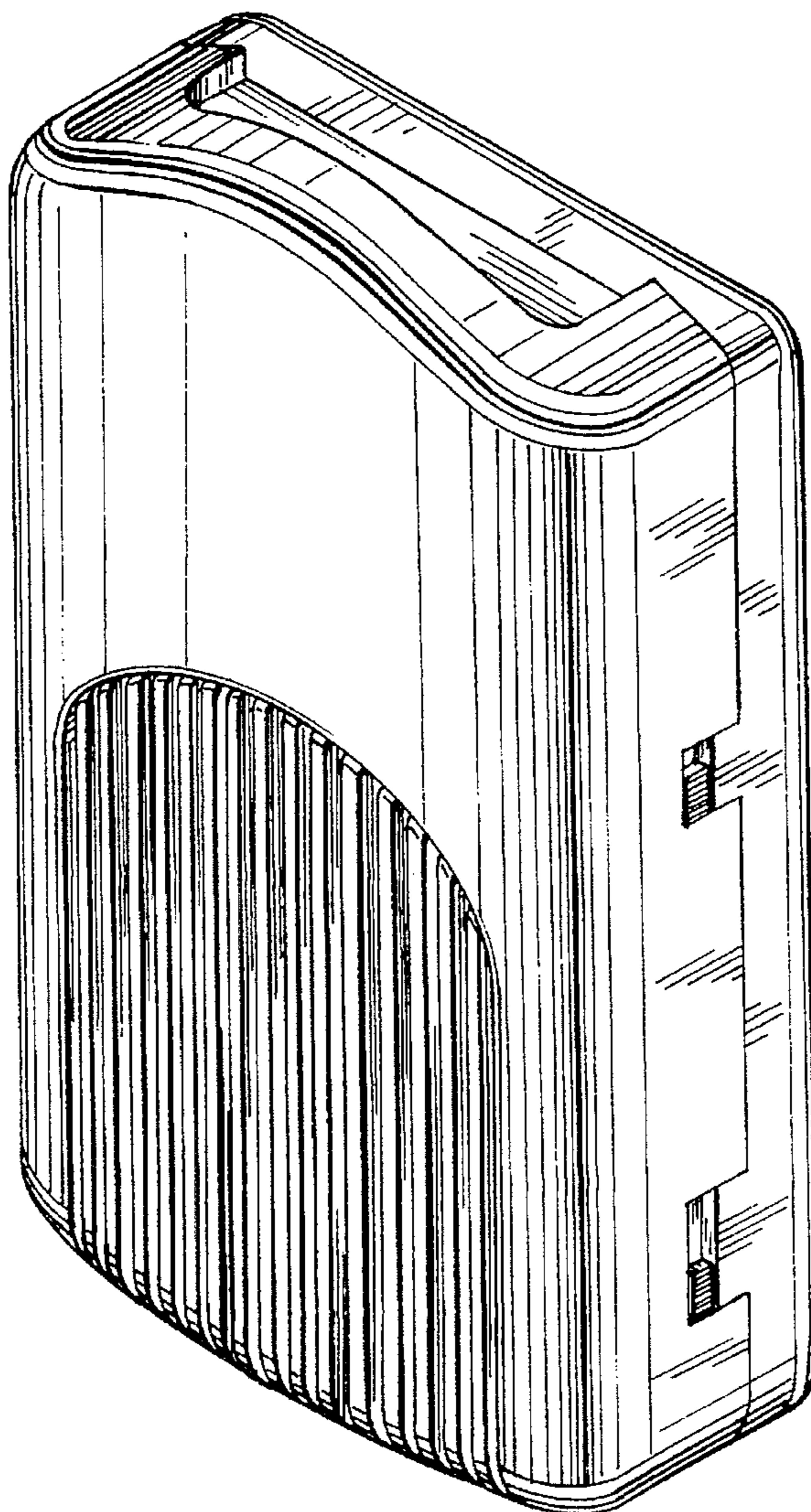
FIG. 4 is a front end plan view thereof;

FIG. 5 is a right side view thereof; and,

FIG. 6 is a back end view thereof; and,

FIG. 7 is a bottom plan view thereof.

1 Claim, 3 Drawing Sheets






FIG. 1

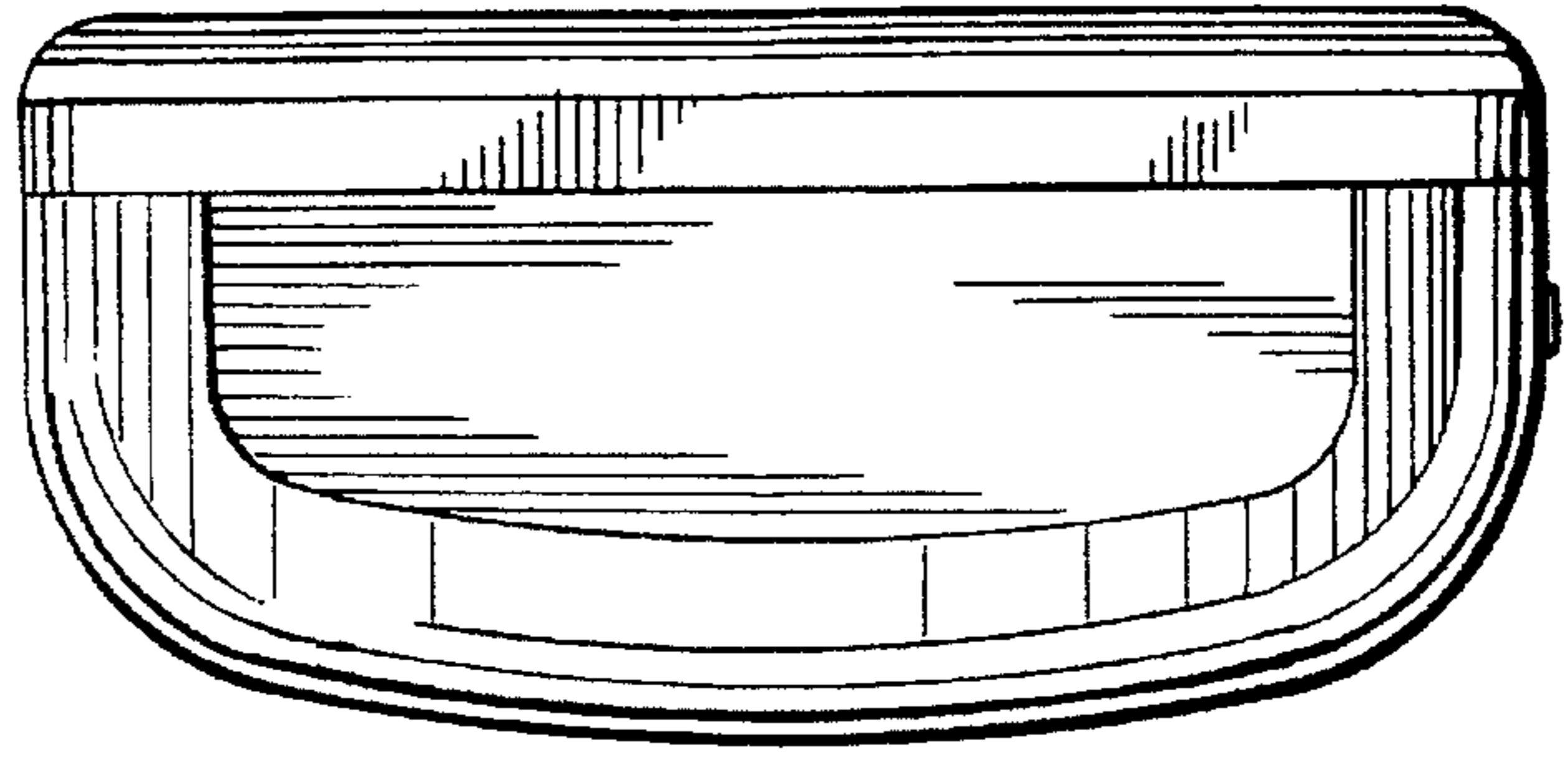


FIG. 2




FIG. 3




FIG. 4




FIG. 5

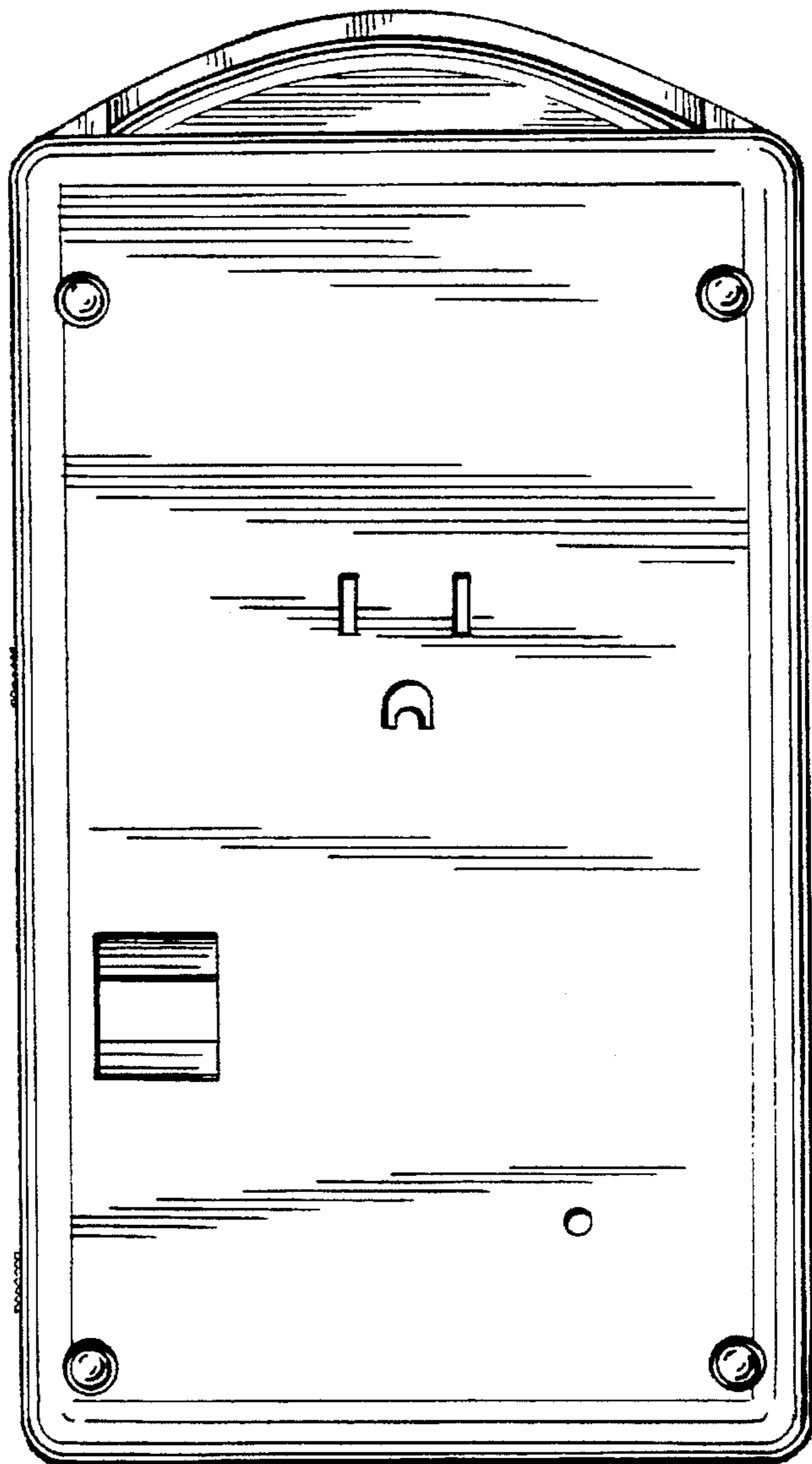


FIG. 6

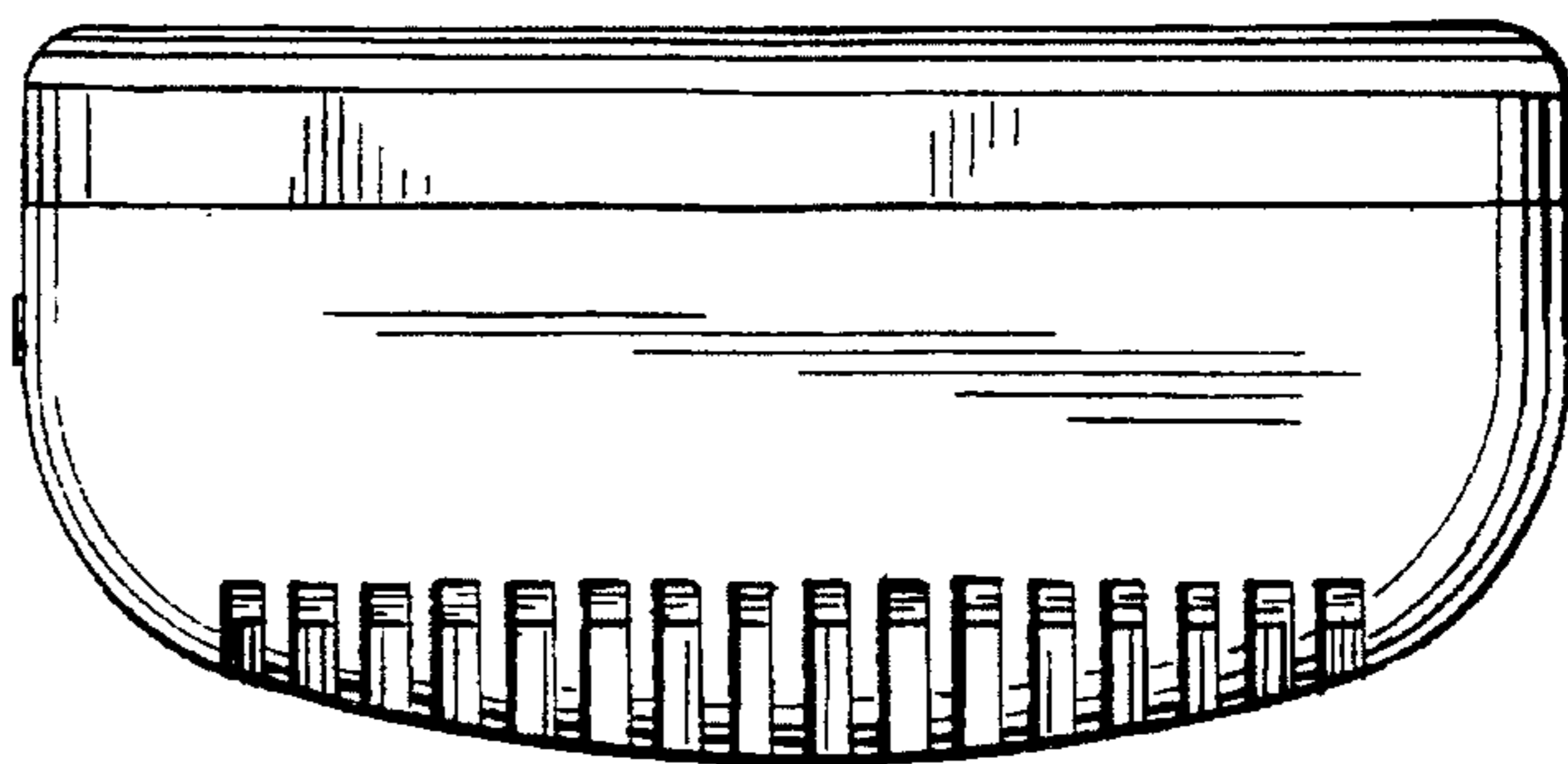


FIG. 7