

US00D380162S

United States Patent [19]

Chan et al.

[11] Patent Number: Des. 380,162

[45] Date of Patent: **Jun. 24, 1997

[54] ANGEL WATCH

D. 170,133 8/1953 Philippe D11/14 X
D. 349,460 8/1994 Kobs D10/39 X

[76] Inventors: **Sam E. J. Chan**, 2/F 53 Hoi Pa Village, Tsuen Wan, Hong Kong; **W. Edward Church**, 4951- B E. Adamo Dr., Ste. 238, Tampa, Fla. 33605

OTHER PUBLICATIONS

European Jeweler^(GZ) Mar. 1982 p. 51—top—left grouping watch at center.

[**] Term: 14 Years

Primary Examiner—Nelson C. Holtje
Attorney, Agent, or Firm—Ken J. Pedersen; Barbara S. Pedersen

[21] Appl. No.: 47,432

[22] Filed: Dec. 4, 1995

[57] CLAIM

[51] LOC (6) Cl. 10-02

The ornamental design for an angel watch, as shown and described.

[52] U.S. Cl. D10/32; D11/14

[58] Field of Search D10/1-40, 122-132; 368/276-277, 280-282, 285; D11/3-4, 12, 14, 19-25; 63/1.1, 3, 5.1, 11

DESCRIPTION

[56] References Cited

U.S. PATENT DOCUMENTS

D. 64,869 6/1924 Strasser D10/39
D. 111,230 9/1938 Stedman D11/14
D. 129,572 9/1941 Mark D11/14
D. 131,439 2/1942 Philippe D11/14
D. 154,705 8/1949 Philippe D11/14

FIG. 1 is a perspective view of the angle watch design; FIG. 2 is a top view of the design; FIG. 3 is a bottom view of the design; FIG. 4 is a left view of the design; FIG. 5 is a right view of the design; FIG. 6 is a link-end view of the design; and, FIG. 7 is a hook-end view of the design.

1 Claim, 5 Drawing Sheets





FIG. 1




FIG. 2

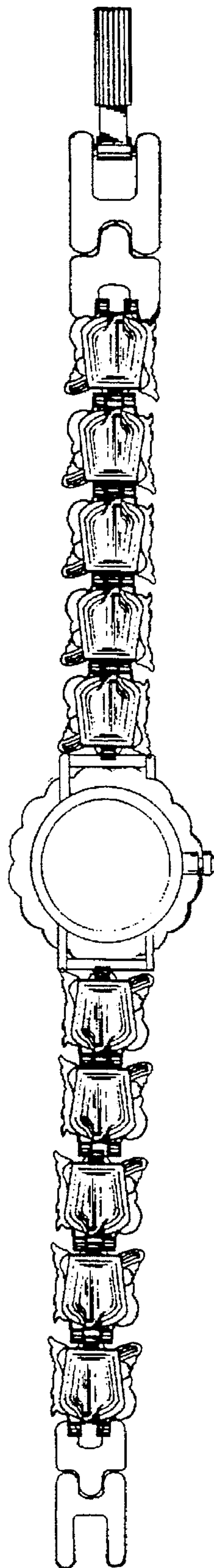


FIG. 3

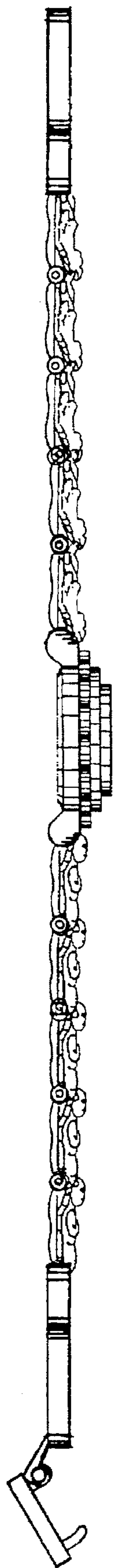


FIG. 4

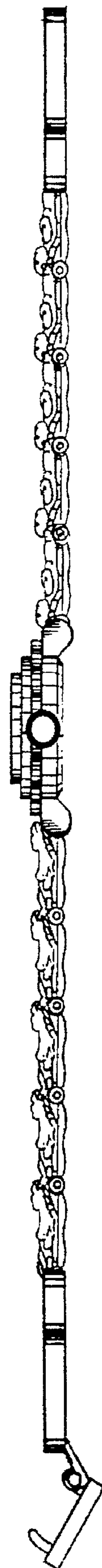


FIG. 5



FIG. 6



FIG. 7