



US00D380130S

United States Patent [19]

[11] Patent Number: **Des. 380,130**

Hauser

[45] Date of Patent: ****Jun. 24, 1997**

[54] **HAIRCUTTING SCISSORS WITH OFFSET GRIP**

[76] Inventor: **Robert Hauser**, 645 Paseo De La Playa Suite 101, Redondo Beach, Calif. 90277

[**] Term: **14 Years**

[21] Appl. No.: **51,483**

[22] Filed: **Mar. 11, 1996**

[51] LOC (6) Cl. **08-03**

[52] U.S. Cl. **D8/57**

[58] Field of Search D8/57, 98; 7/125, 7/132, 133-135, 151; 30/232, 233, 230, 252-255

[56] **References Cited**

U.S. PATENT DOCUMENTS

2,701,415	2/1955	Carney	D8/57
3,913,422	10/1975	Weber	D8/57
4,901,440	2/1990	Gao et al.	30/254
5,109,608	5/1992	Pracht	30/254

FOREIGN PATENT DOCUMENTS

WO95/03924	2/1995	WIPO	30/254
------------	--------	------	-------	--------

OTHER PUBLICATIONS

Kai International Co.,Ltd. 1994 Kasho Pamphlet p. 11 (KDM-550S Offset).

Modern Salon, May 1987 p. 61 (Acu-cut).

Primary Examiner—Ted Shooman

Assistant Examiner—Adir Aronovich

Attorney, Agent, or Firm—Cislo & Thomas

[57] **CLAIM**

The ornamental design for haircutting scissors with offset grip, as shown and described.

DESCRIPTION

FIG. 1 is a reduced top perspective view of a haircutting scissors with offset grip showing my new design, the broken line showing of a human hand is for illustrative purposes only and forms no part of the claimed design;

FIG. 2 is a rear elevational view thereof;

FIG. 3 is a side elevational view thereof;

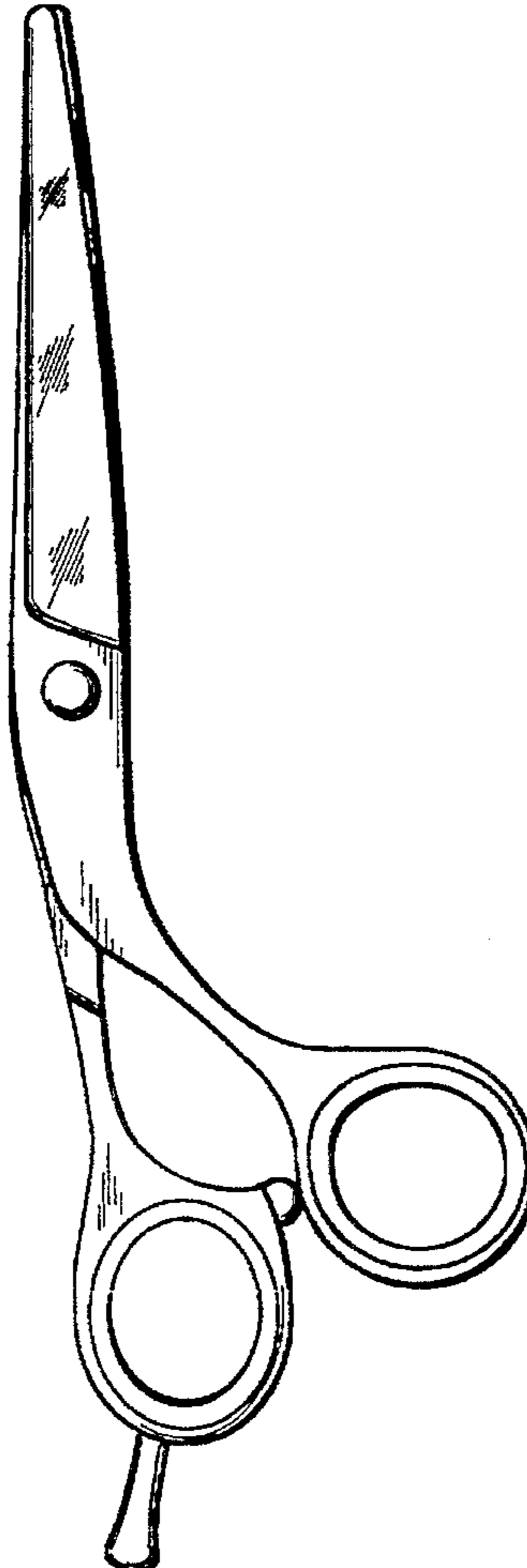
FIG. 4 is a bottom plan view thereof;

FIG. 5 is a top plan view thereof;

FIG. 6 is a front elevational view thereof; and,

FIG. 7 is a side elevational view opposite to that shown in FIG. 3.

1 Claim, 1 Drawing Sheet



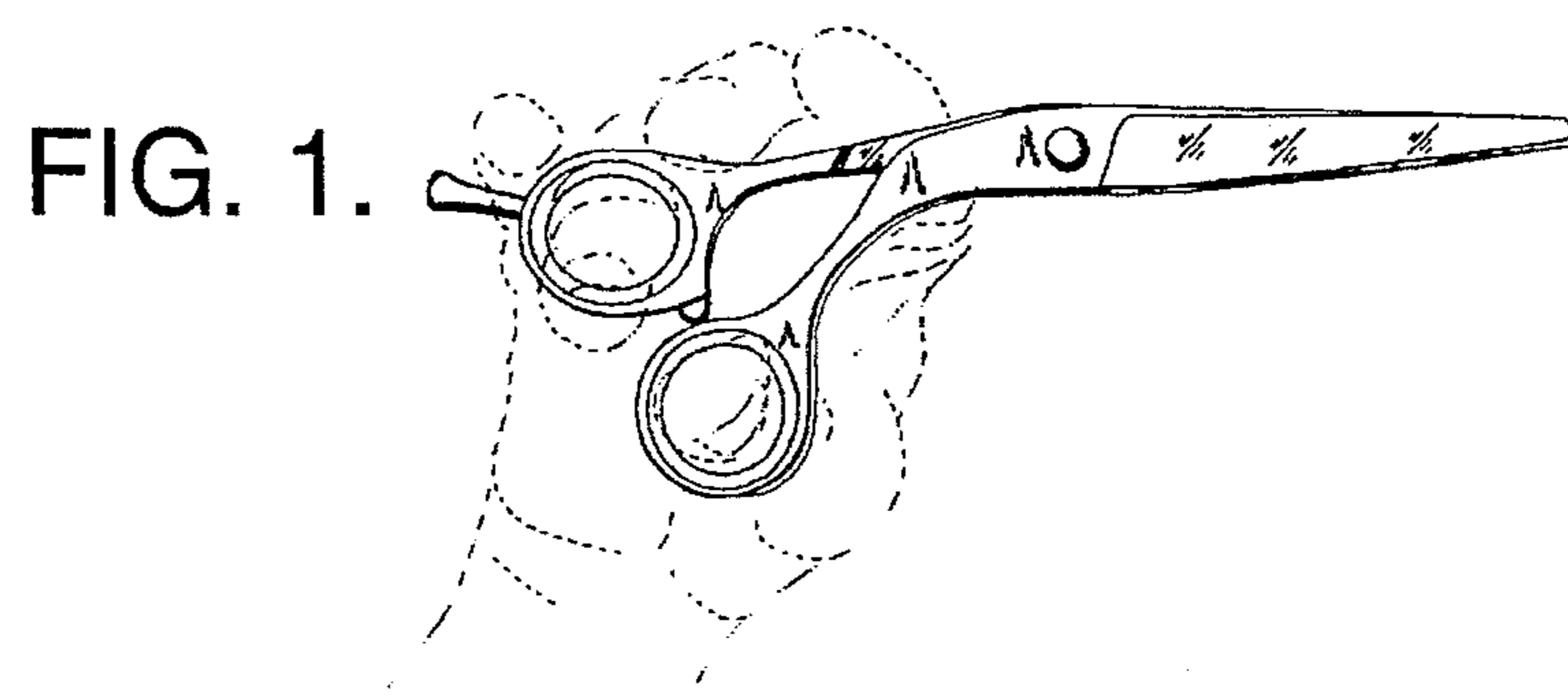


FIG. 3.

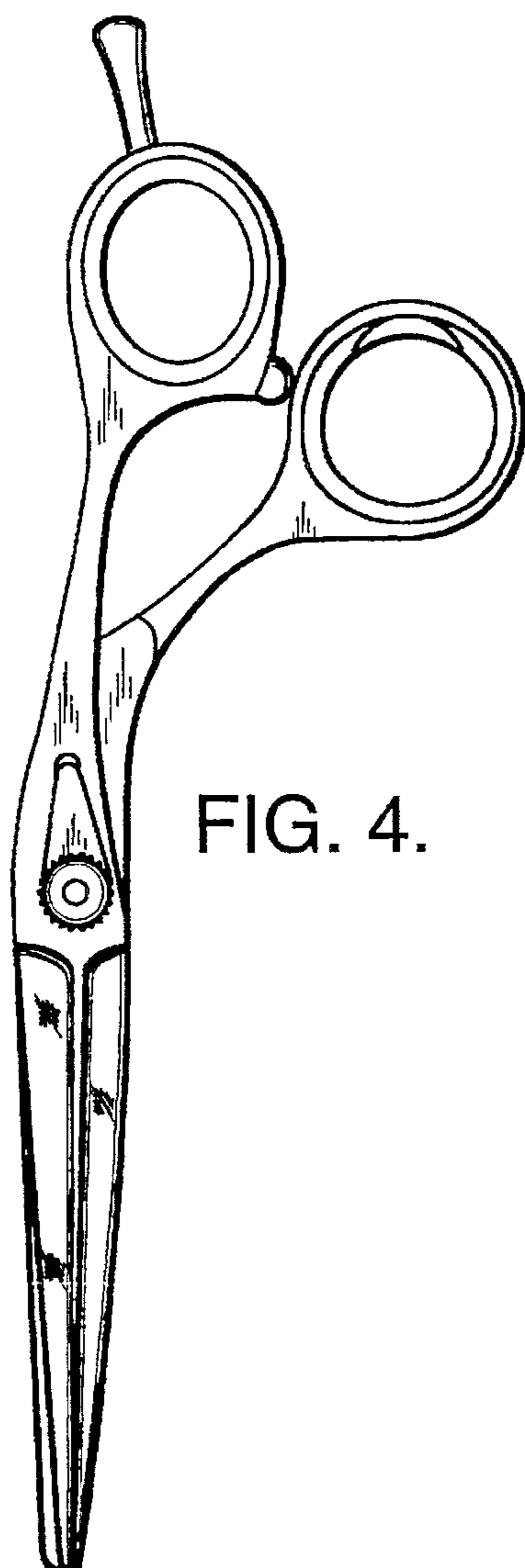


FIG. 4.

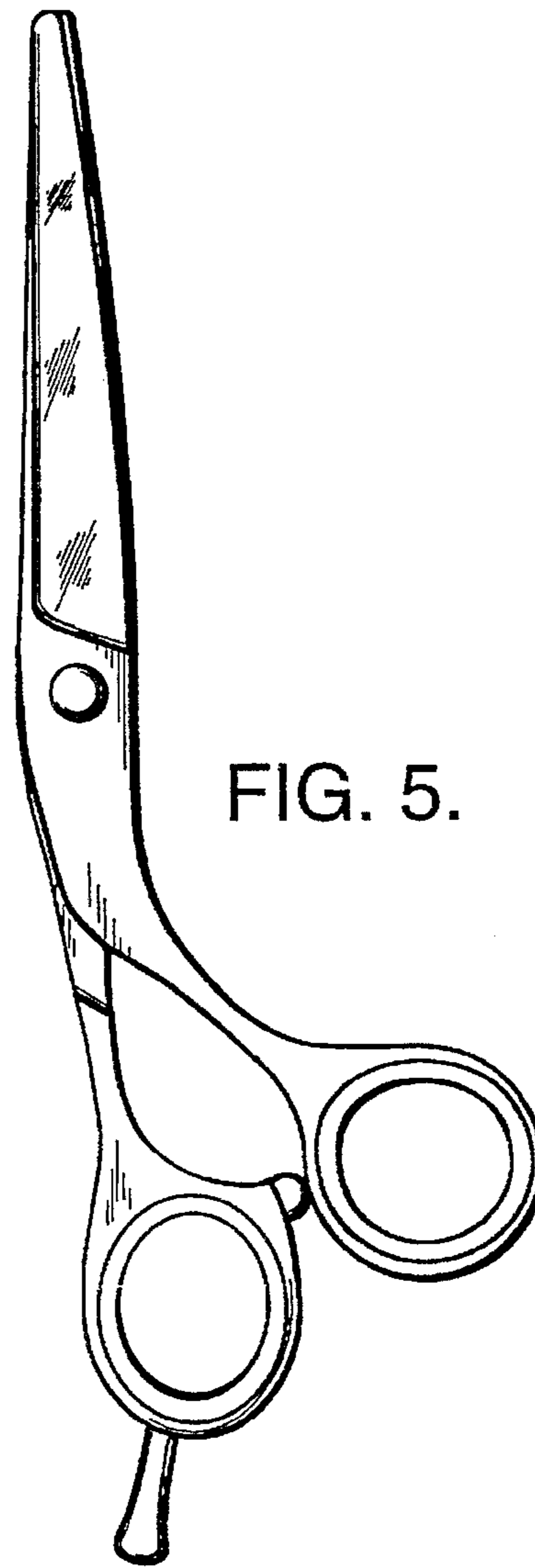


FIG. 5.



FIG. 7.



FIG. 6.