



US00D380127S

United States Patent [19]

[11] Patent Number: **Des. 380,127**

Feigh et al.

[45] Date of Patent: ****Jun. 24, 1997**

[54] **SHRUB CLIPPING CATCHER**

3,396,488 8/1968 Ries 47/33
3,545,128 12/1970 La Fontaine et al. 47/33

[76] Inventors: **Craig T. Feigh**, 12806 Oakmont St.;
Christopher M. Scott, 12809 Oakmont St., both of Overland Park, Kans. 66213

Primary Examiner—Brian N. Vinson
Attorney, Agent, or Firm—Richard P. Stitt

[**] Term: **14 Years**

[57] CLAIM

[21] Appl. No.: **45,508**

The ornamental design for a shrub clipping catcher, as shown and described.

[22] Filed: **Oct. 23, 1995**

DESCRIPTION

[51] LOC (6) Cl. **99-00**

[52] U.S. Cl. **D8/1**

[58] Field of Search D6/582, 583, 592;
D8/1; 47/25, 33

FIG. 1 is a top, front and left side perspective view of the shrub clipping catcher showing our new design; FIG. 2 is a rear elevational view thereof; FIG. 3 is a front elevational view thereof; FIG. 4 is a left side elevational view thereof; FIG. 5 is a right side elevational view thereof; FIG. 6 is a top plan view thereof; and, FIG. 7 is a bottom plan view thereof.

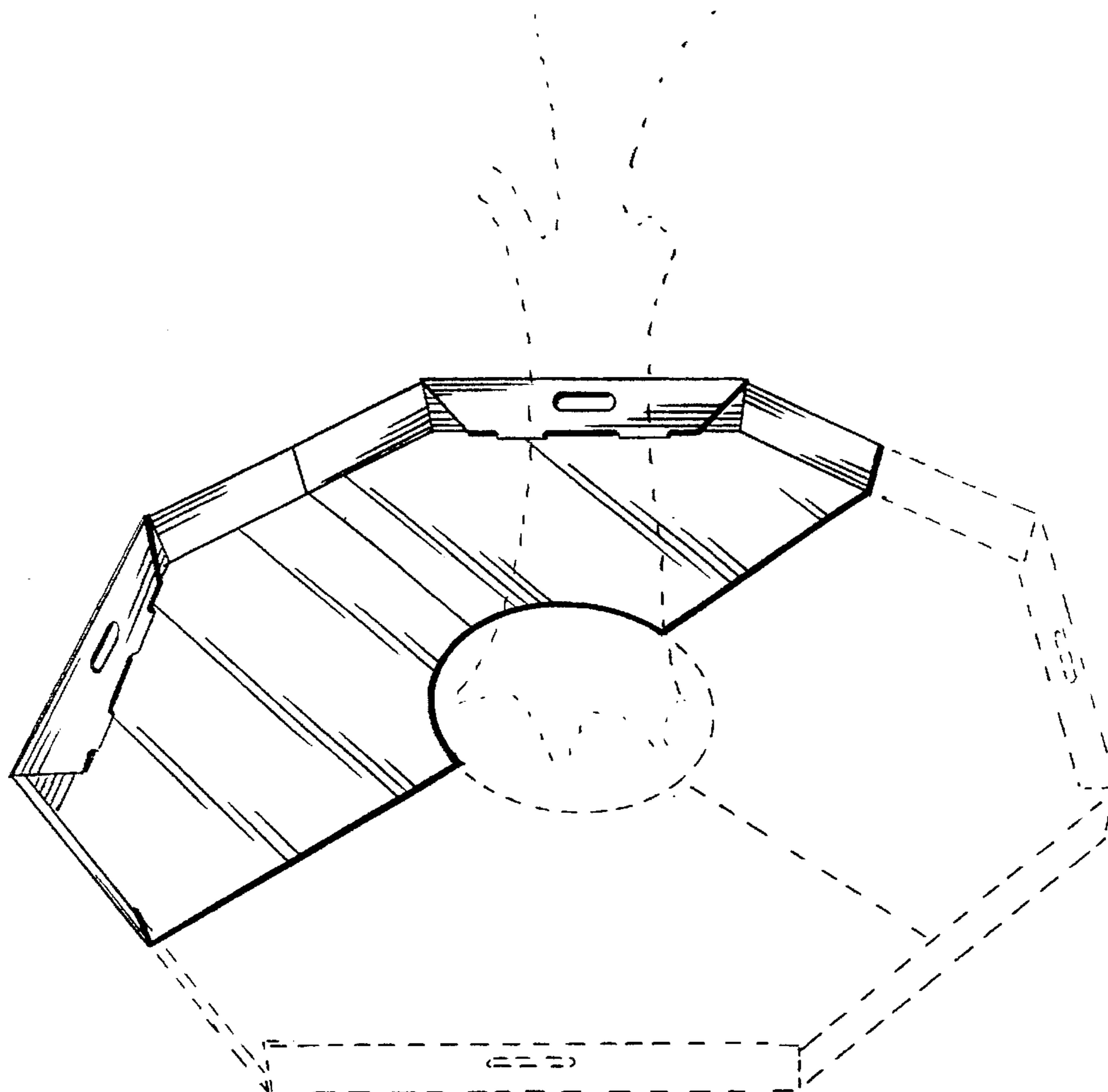
[56] References Cited

U.S. PATENT DOCUMENTS

D. 291,049	7/1987	Haggard	D8/1
D. 292,474	10/1987	Young	D8/1
D. 299,409	1/1989	Inglis	D8/1
3,046,843	7/1962	Rowe	D8/1 X
3,305,969	2/1967	Mattson	47/25

The broken-line disclosure of a portion of a tree and additional catcher shown in FIG. 1 is for illustrative purposes only and forms no part of the claimed design.

1 Claim, 2 Drawing Sheets



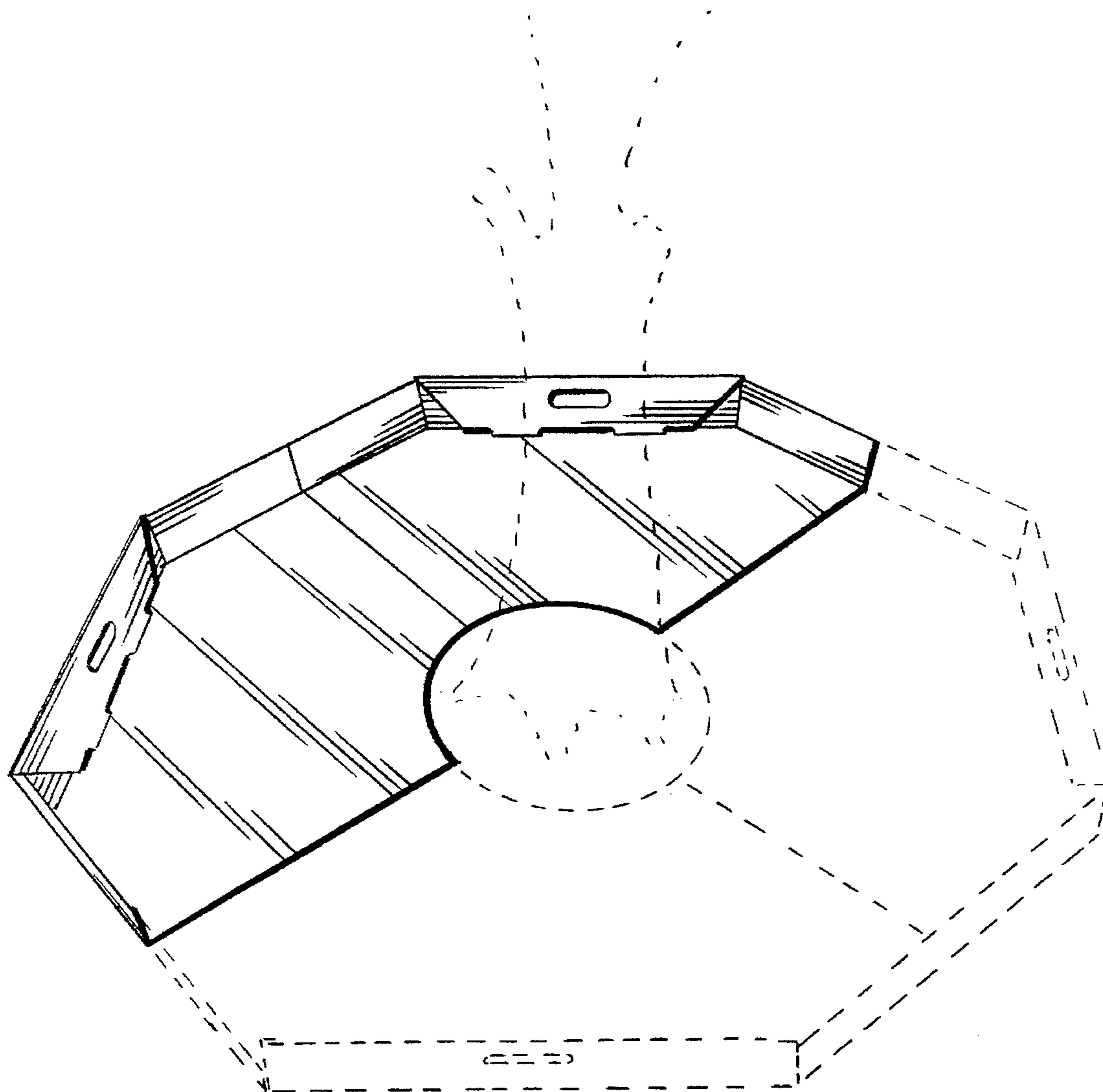


FIG. 1

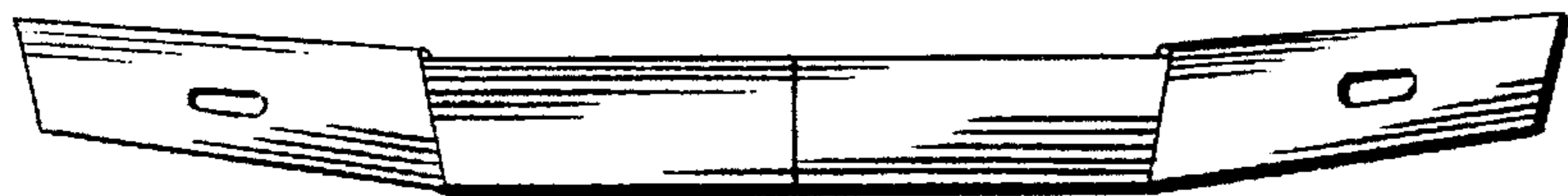


FIG. 2



FIG. 3



FIG. 4



FIG. 5




FIG. 6

FIG. 7

