



US00D380115S

United States Patent [19] Fairweather

[11] Patent Number: **Des. 380,115**

[45] Date of Patent: ****Jun. 24, 1997**

[54] **DISPLAY RACK**

[76] Inventor: **Brian Don Fairweather**, 88 Kidmore End Road, Emmer Green, Reading, Berkshire, RG4 8SL, United Kingdom

[**] Term: **14 Years**

[21] Appl. No.: **46,434**

[22] Filed: **Nov. 14, 1995**

[30] **Foreign Application Priority Data**

Jun. 2, 1995 [GB] United Kingdom 2047922

[51] **LOC (6) Cl.** **08-99**

[52] **U.S. Cl.** **D6/552**

[58] **Field of Search** D6/552, 567, 571, D6/534; D21/223; 211/13, 62.1, 70.6, 70.2, 70.3, 70.7, 87, 88-89, 213; 206/315.1, 315.2; 248/309.1, 314

[56] **References Cited**

U.S. PATENT DOCUMENTS

D. 222,720 12/1971 Lapham et al. D21/223

D. 278,777	5/1985	Martin	D6/534
D. 356,002	3/1995	Morgan	D6/552
D. 371,480	7/1996	Seng	D6/552
2,605,000	7/1952	Tomarin	211/87 X
4,583,647	4/1986	Schinzling	211/87 X

Primary Examiner—Brian N. Vinson
Attorney, Agent, or Firm—Sheridan Ross P.C.

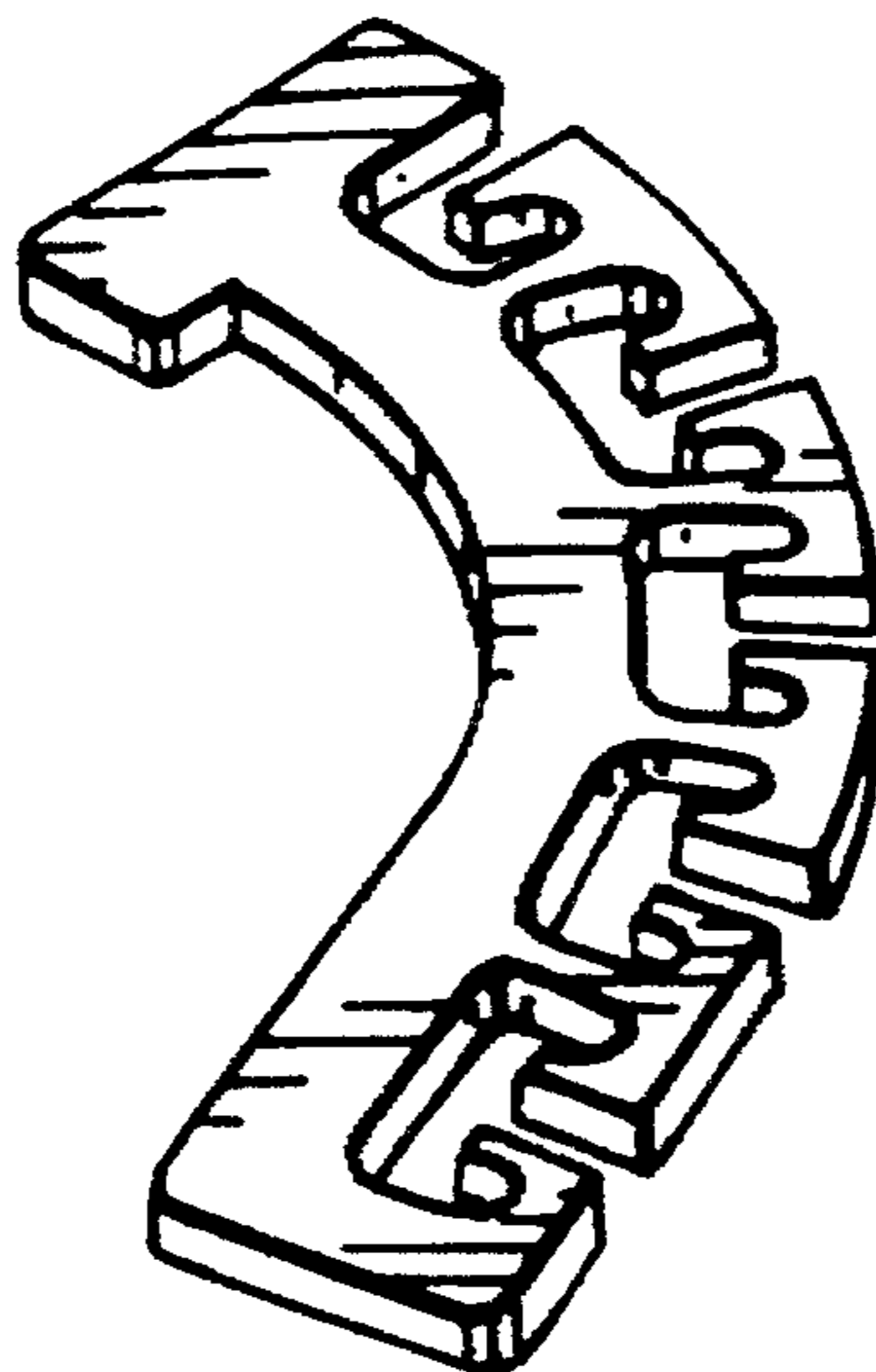
[57] CLAIM

The ornamental design for a display rack, as shown and described.

DESCRIPTION

FIG. 1 is a perspective view of a display rack incorporating the design of the present invention;
FIG. 2 is a top plan view of the display rack of FIG. 1;
FIG. 3 is a side view of the display rack of FIG. 1;
FIG. 4 is a front view of the display rack of FIG. 1; and,
FIG. 5 is a rear view of the display rack of FIG. 1.

1 Claim, 1 Drawing Sheet



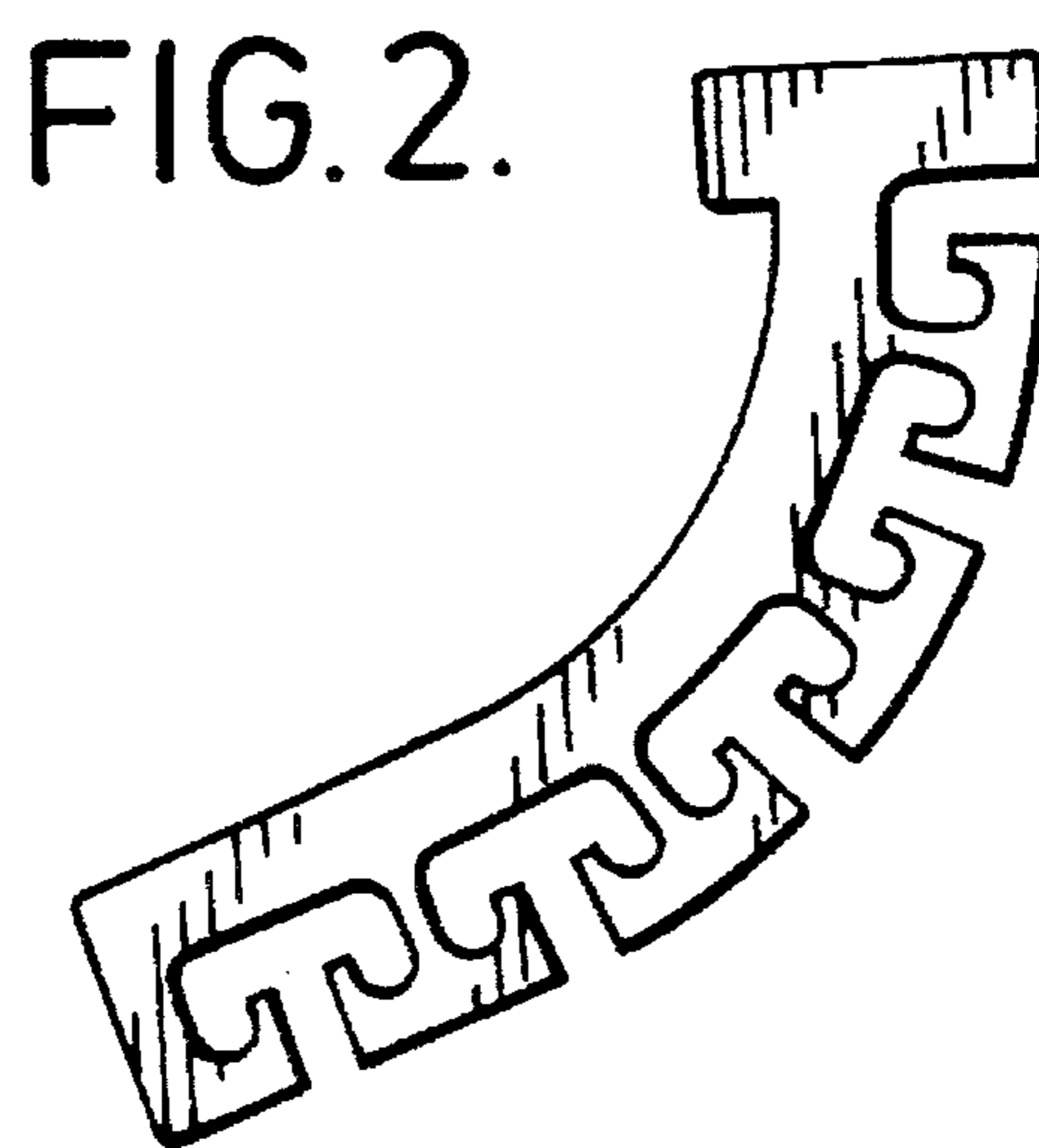
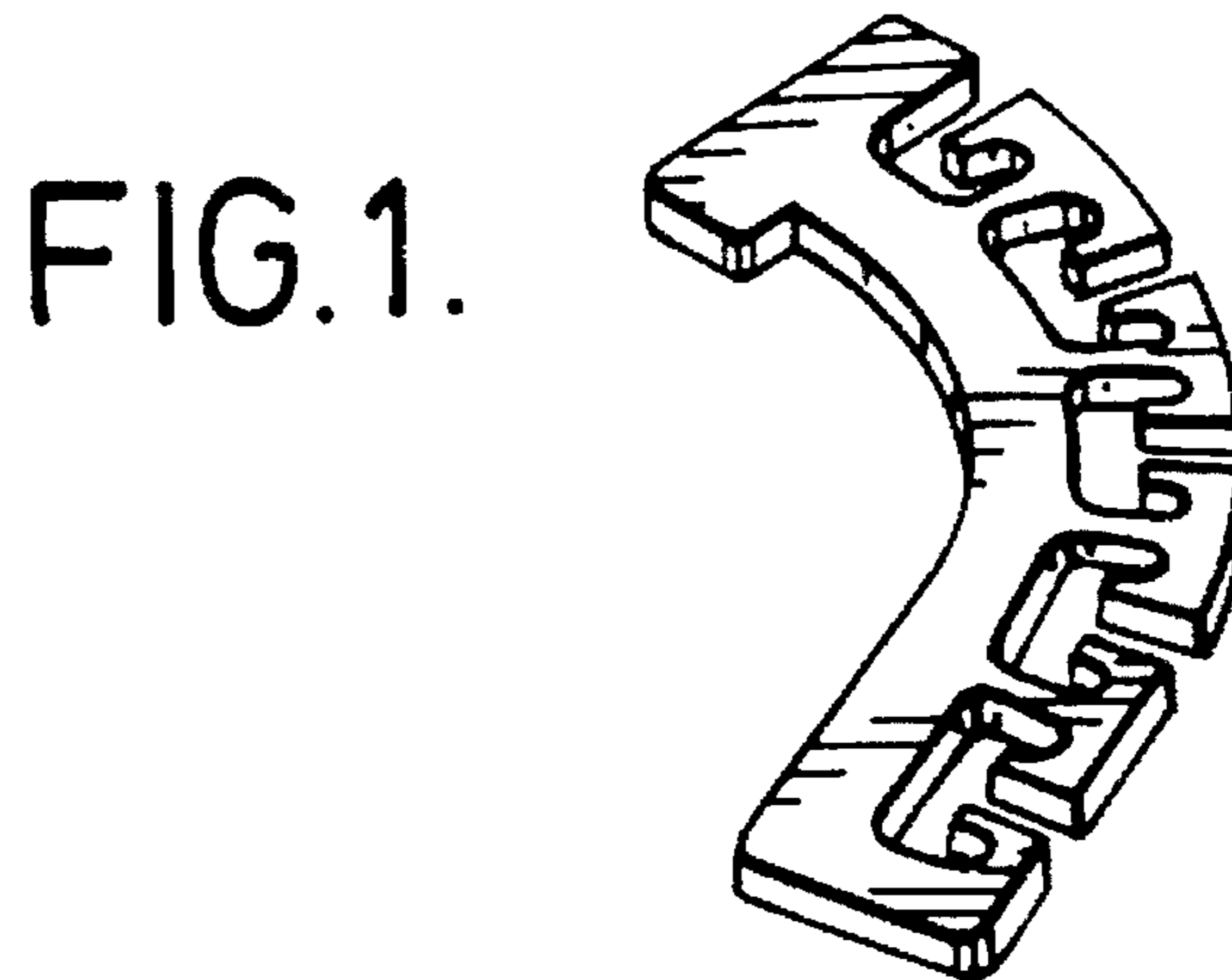


FIG. 3.



FIG. 4.



FIG. 5.