



US00D380094S

United States Patent [19]
Chandler

[11] **Patent Number: Des. 380,094**

[45] **Date of Patent: **Jun. 24, 1997**

[54] **CHAIR**

D. 81,095 5/1930 Havel D6/381
D. 118,465 1/1940 Wood D6/334

[75] **Inventor: David Paul Chandler, Jamestown, N.C.**

Primary Examiner—Gary D. Watson

Attorney, Agent, or Firm—Edgar A. Zarins; Malcolm L. Sutherland

[73] **Assignee: Henredon Furniture Industries, Inc., Morganton, N.C.**

[57] **CLAIM**

[**] **Term: 14 Years**

The ornamental design for a chair, as shown and described.

[21] **Appl. No.: 50,835**

DESCRIPTION

[22] **Filed: Feb. 27, 1996**

FIG. 1 is a perspective view of a chair showing my new design;

[51] **LOC (6) Cl. 06-01**

FIG. 2 is a front elevation view thereof;

[52] **U.S. Cl. D6/334**

FIG. 3 is a top plan view thereof; and,

[58] **Field of Search D6/334, 335, 371, D6/373, 374, 381, 500, 501, 502; 297/445.1**

FIG. 4 is a right side view thereof, the opposite side being a mirror image of the side shown.


[56] **References Cited**

The rear of the chair is not part of the claimed design. FIGS. 2 through 4 have been shown on a reduced scale with respect to FIG. 1.

U.S. PATENT DOCUMENTS

D. 70,187 5/1926 Ruben D6/334

1 Claim, 2 Drawing Sheets



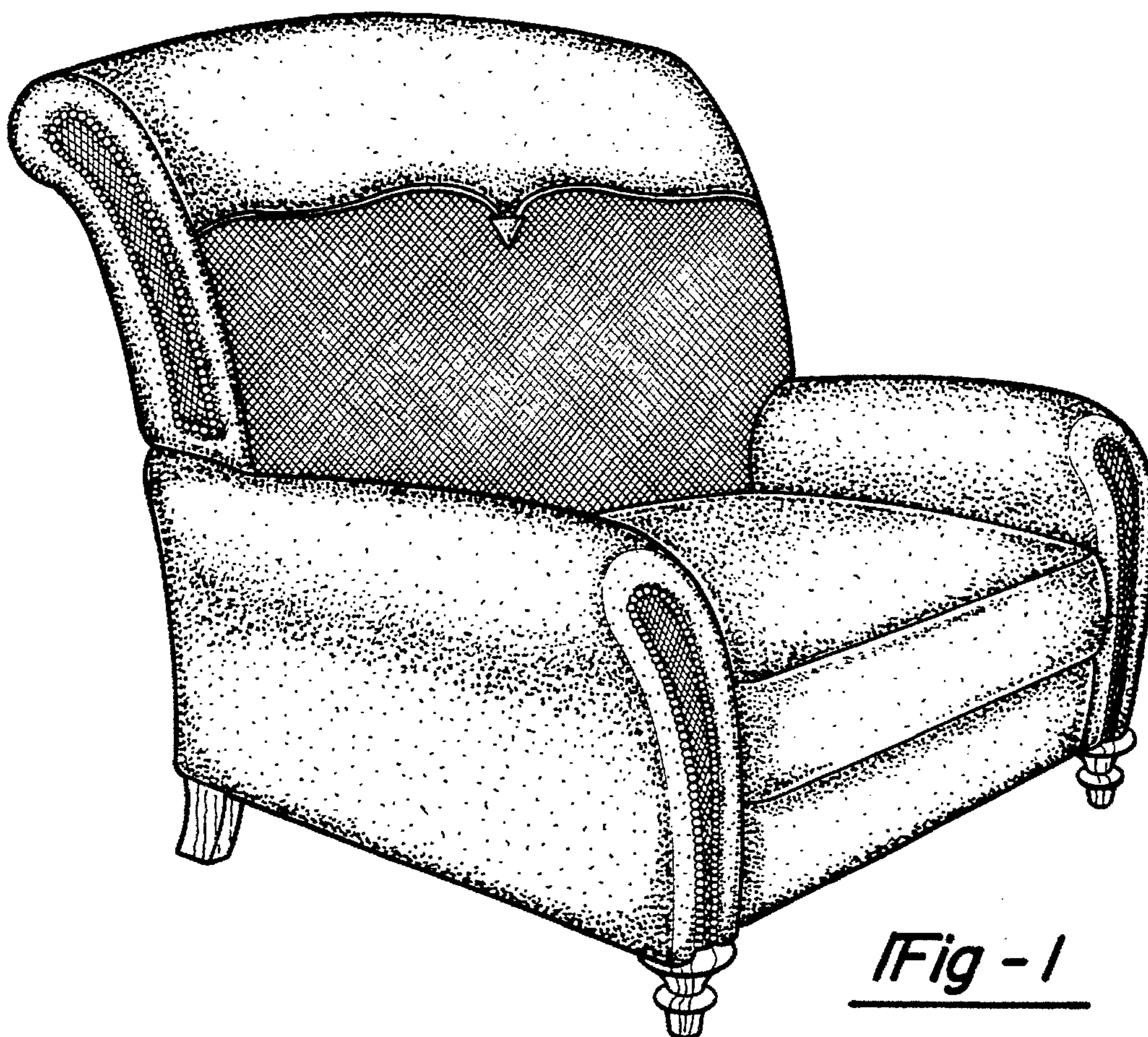


Fig - 1




Fig - 2

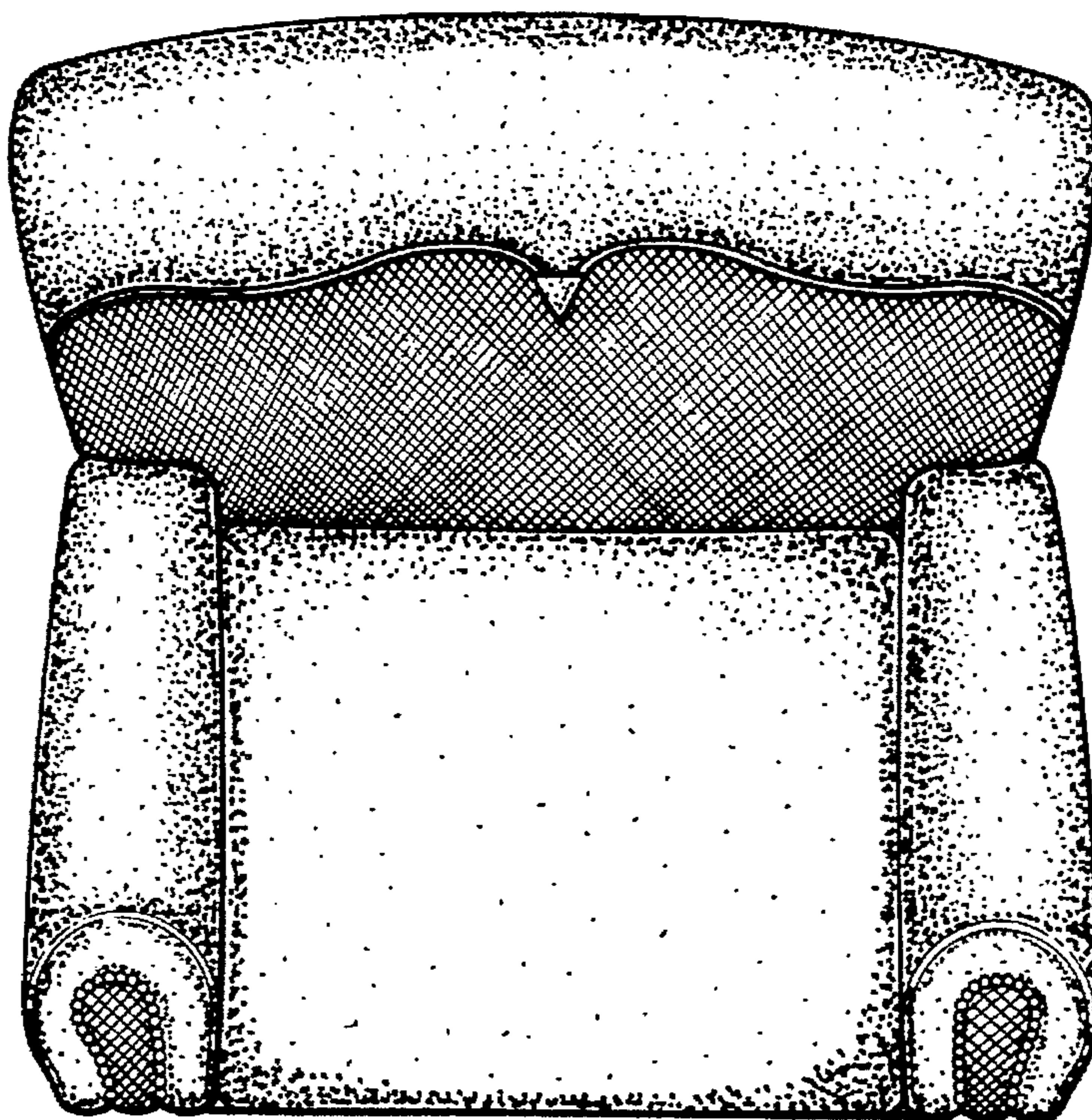


Fig - 3

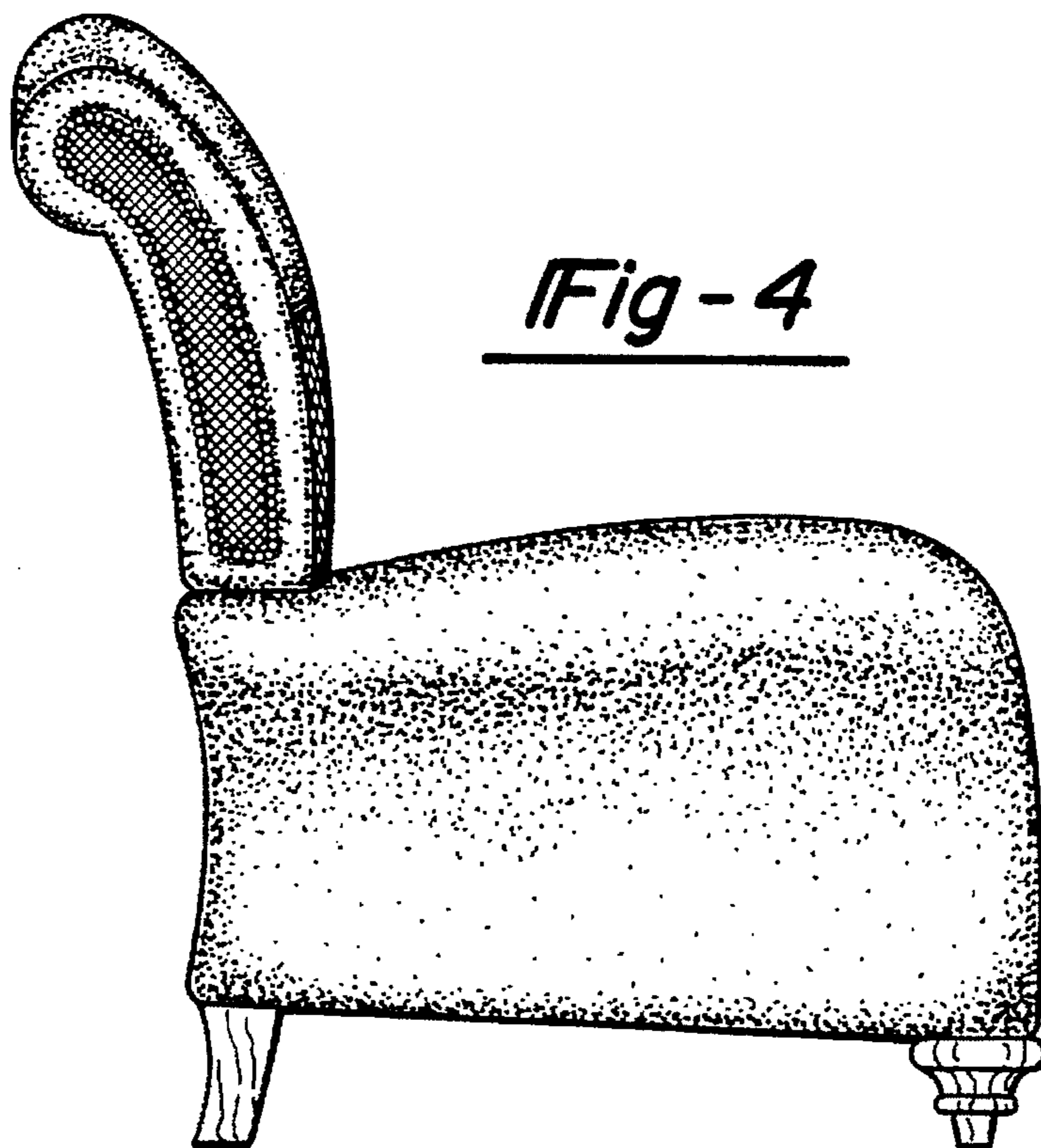


Fig - 4