



US00D380083S

**United States Patent** [19]  
**Lozano**

[11] **Patent Number: Des. 380,083**

[45] **Date of Patent: \*\*Jun. 24, 1997**

[54] **ELEMENT OF A SHOE UPPER**

5,158,428 10/1992 Gessner et al. .... 24/714.6

[75] **Inventor: Sergio G. Lozano, Beaverton, Oreg.**

**OTHER PUBLICATIONS**

[73] **Assignee: Nike Inc., Beaverton, Oreg.**

Nike Footwear Catalog, Fall 1996, pp. 24, 34, 35 & 162, published Dec. 1995.

[\*\*] **Term: 14 Years**

Nike Footwear Catalog, Late Spring 1996, p. 5, published Aug. 1995.

[21] **Appl. No.: 55,328**

Nike Footwear Catalog, Holiday 1994, pp. 12 & 14, published Mar. 1994.

[22] **Filed: Jun. 5, 1996**

Nike Footwear Catalog, Fall 1994, p. 96, published Nov. 1993.

[51] **LOC (6) Cl. .... 02-04**

[52] **U.S. Cl. .... D2/972**

[58] **Field of Search** ..... D2/902, 907, 946,  
D2/969, 972; 24/713.2, 713.3, 713.4, 713.6,  
714.6; 36/45, 48, 56, 50.1, 114, 129

*Primary Examiner*—Dominic Simone

*Attorney, Agent, or Firm*—Banner & Witcoff, Ltd.

[57] **CLAIM**

The ornamental design for an element of a shoe upper, as shown and described.

[56] **References Cited**

**DESCRIPTION**

**U.S. PATENT DOCUMENTS**

- D. 278,186 4/1985 Michaeli .
- D. 318,944 8/1991 Lucas .
- D. 326,354 5/1992 Hatfield .
- D. 330,967 11/1992 Aveni et al. .
- D. 348,561 7/1994 Lozano .
- D. 348,765 7/1994 Lozano .
- D. 361,425 8/1995 Backus .
- D. 362,111 9/1995 Avar .
- D. 362,112 9/1995 Avar .
- D. 365,199 12/1995 Avar .
- D. 365,200 12/1995 Teague .
- D. 370,554 6/1996 Greene .
- D. 375,617 11/1996 Orzeck ..... D2/969
- D. 377,261 1/1997 Avar ..... D2/972

FIG. 1 is a side elevational view of an element of a shoe upper showing my new design;

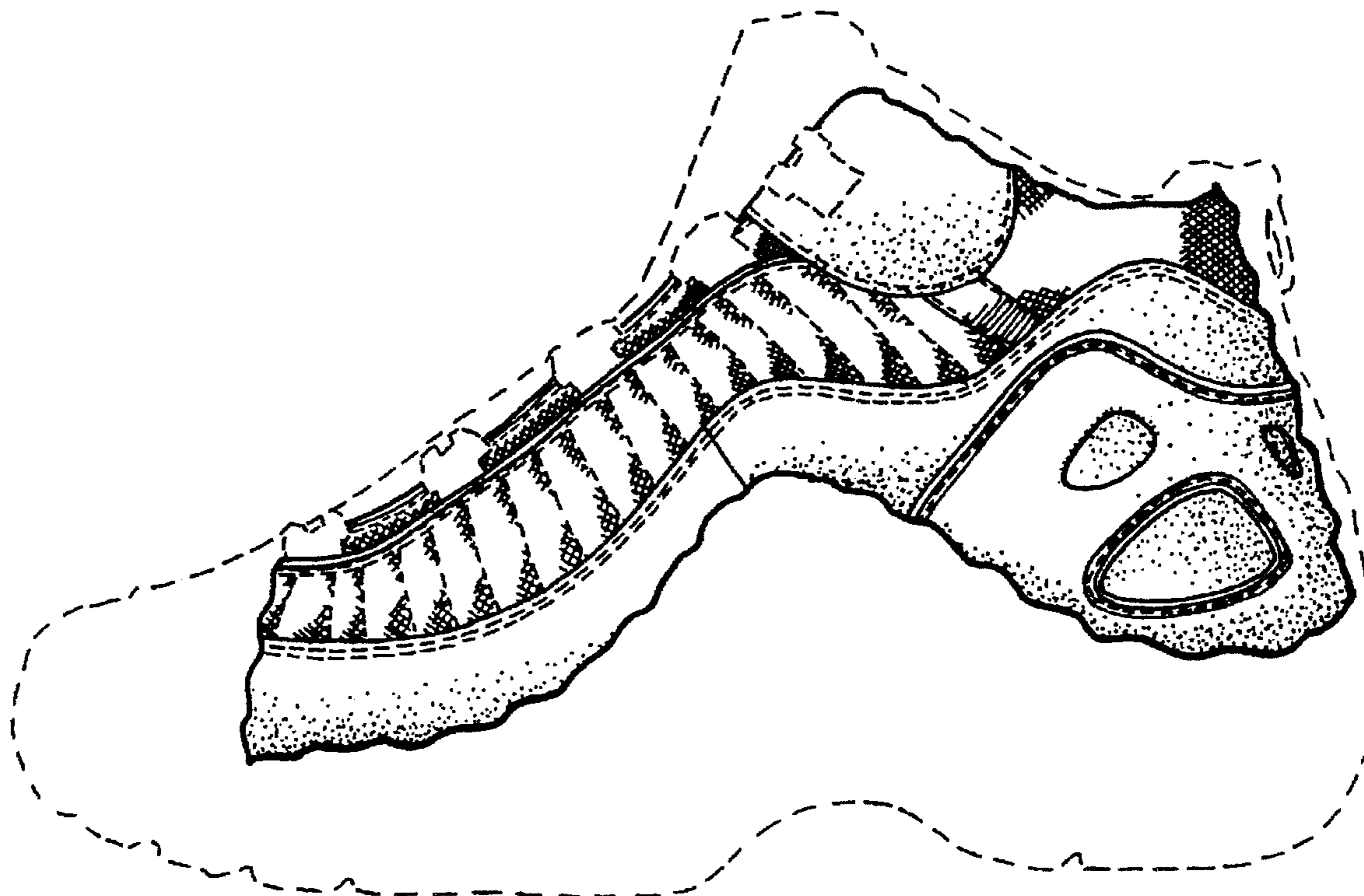
FIG. 2 is a top plan view thereof;

FIG. 3 is a front elevational view thereof; and,

FIG. 4 is a rear elevational view thereof.

The broken line showing of a shoe sole, the remainder of the shoe upper and the lacing elements in FIG. 1, is for illustrative purposes and forms no part of the claimed design. It is understood that the hatching in the central area of the element of a shoe upper in FIG. 1, continues over the entire surface.

**1 Claim, 2 Drawing Sheets**



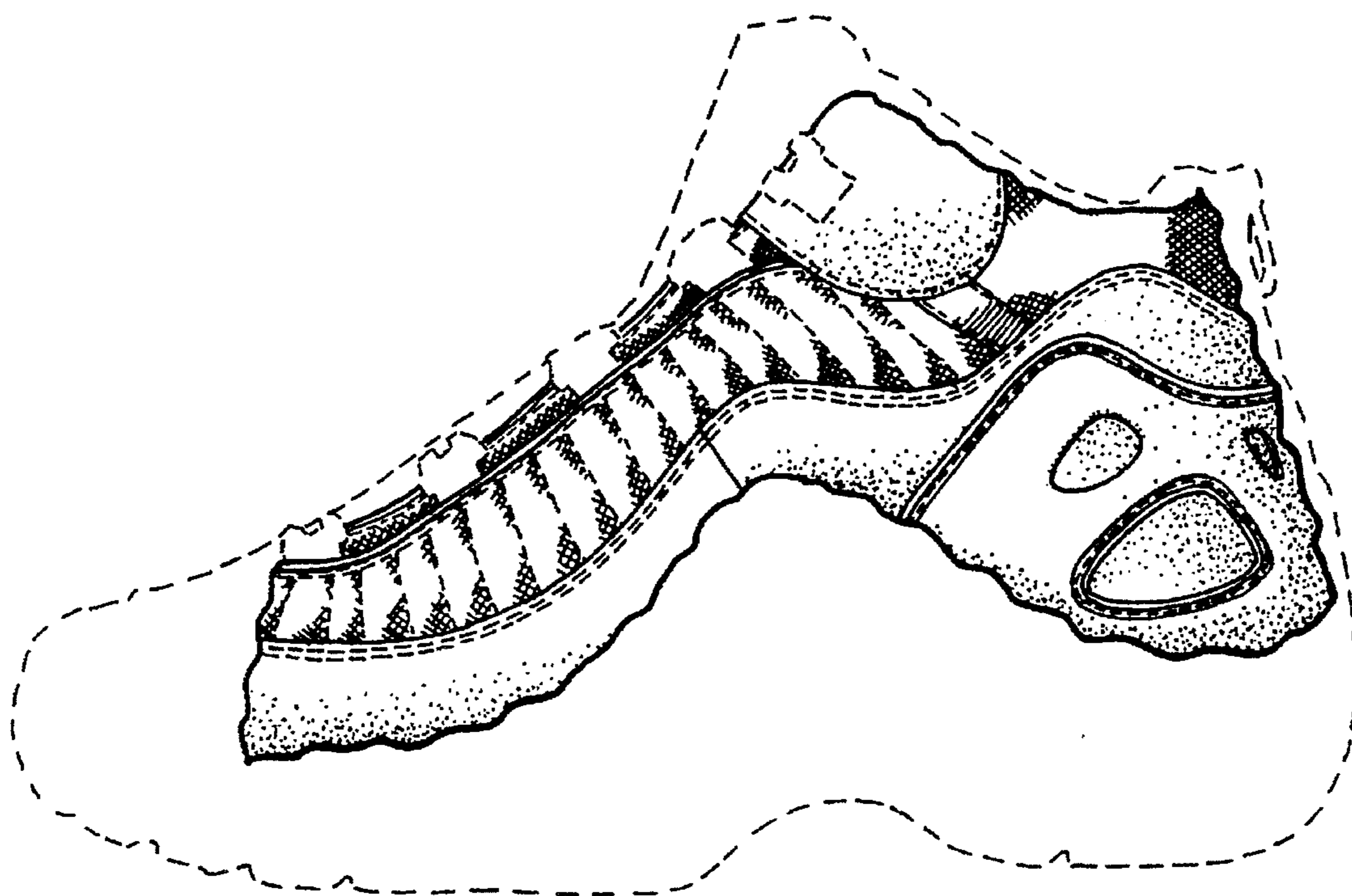


FIG. 1

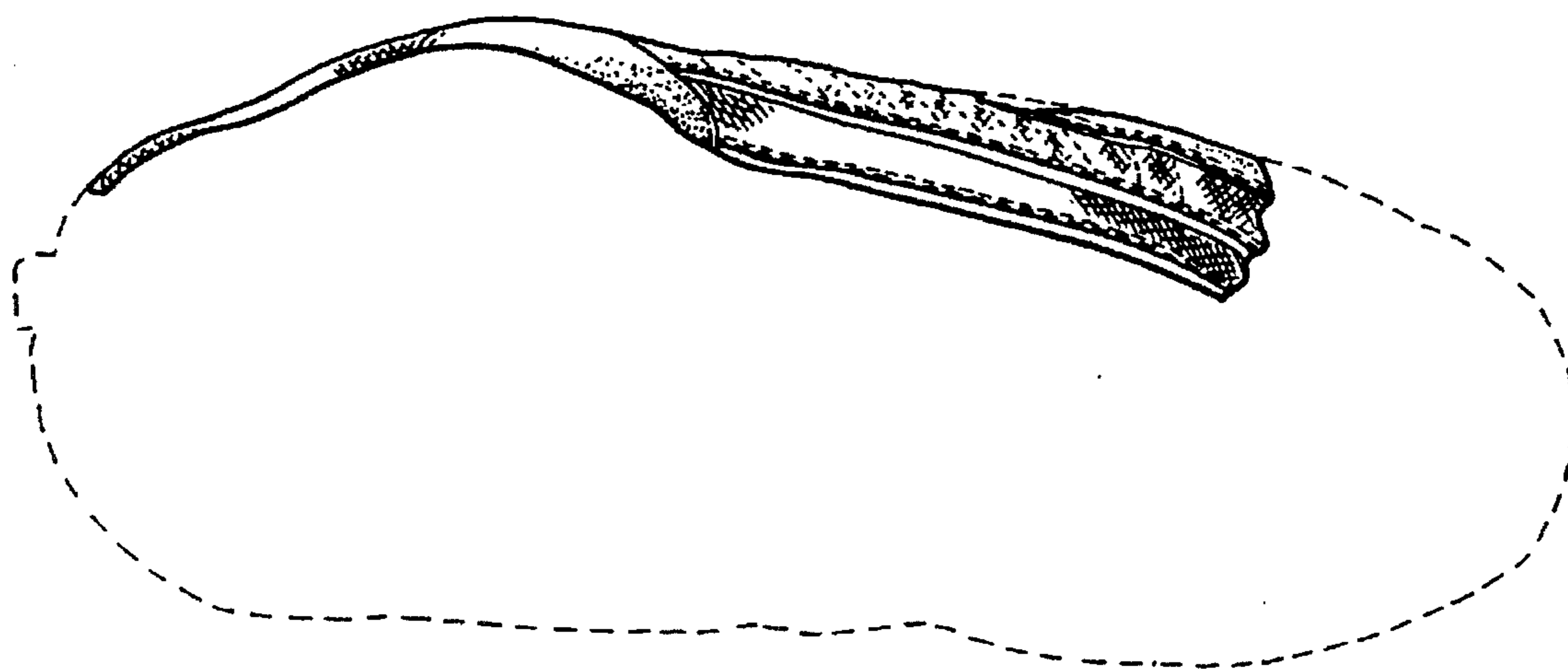


FIG. 2

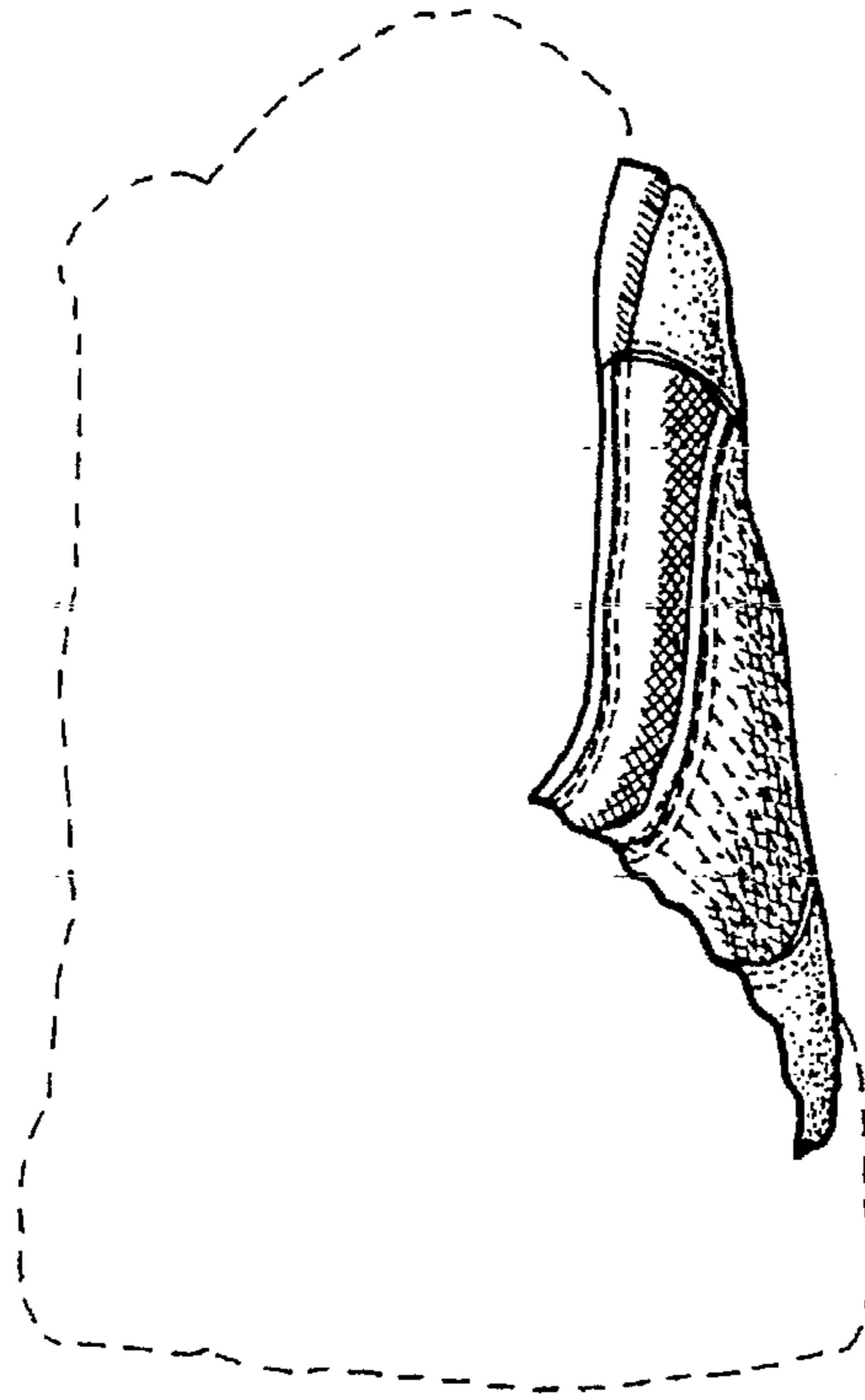


FIG. 3

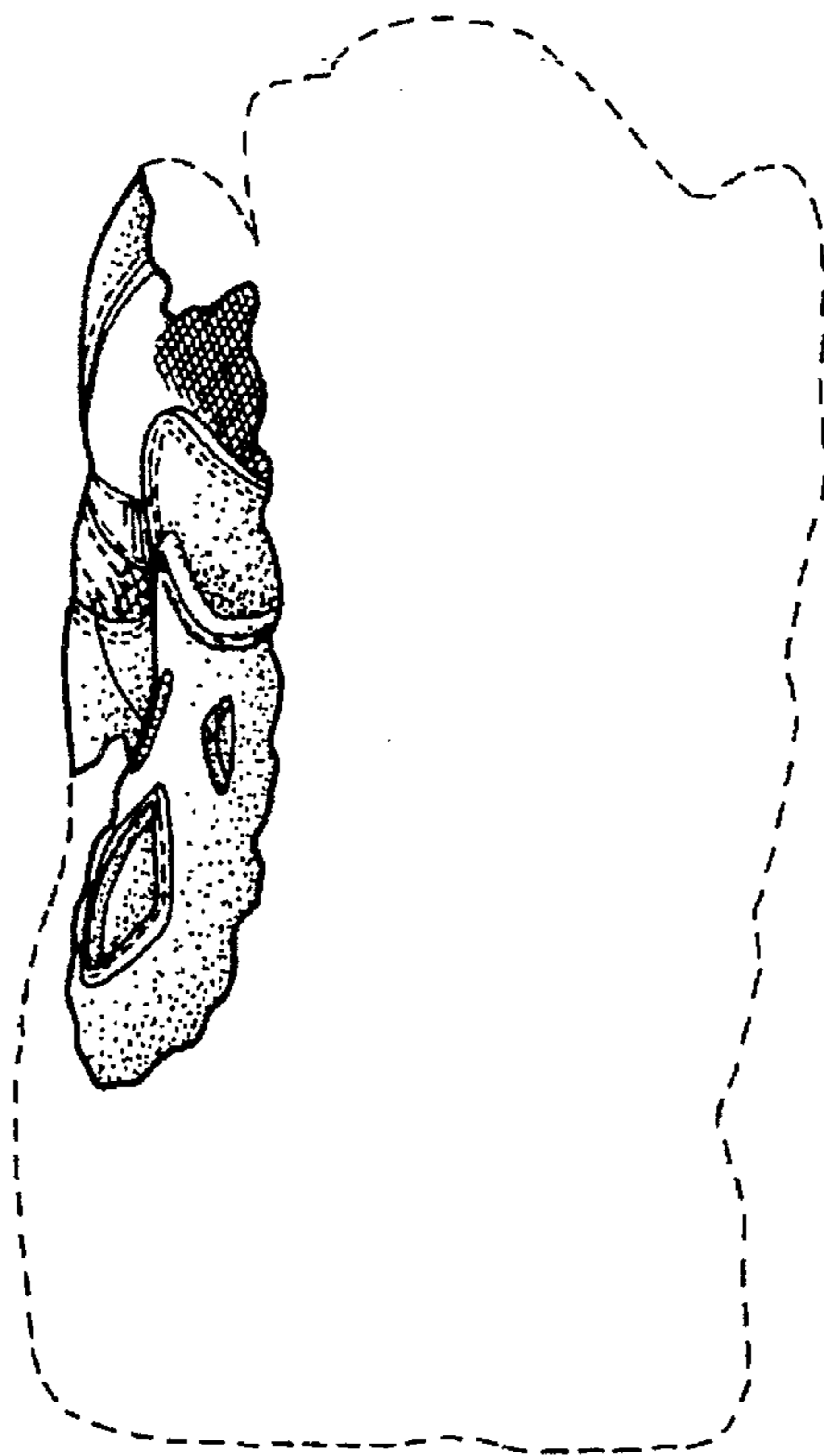


FIG. 4