



US00D380080S

United States Patent [19]

[11] Patent Number: **Des. 380,080**

Avar

[45] Date of Patent: ****Jun. 24, 1997**

[54] **SIDE ELEMENT OF A SHOE UPPER**

[75] Inventor: **Eric P. Avar**, Aloha, Oreg.

[73] Assignee: **Nike, Inc.**, Beaverton, Oreg.

[**] Term: **14 Years**

[21] Appl. No.: **46,441**

[22] Filed: **Nov. 14, 1995**

[51] LOC (6) Cl. **02-04**

[52] U.S. Cl. **D2/972**

[58] Field of Search D2/902, 969, 972;
36/3 A, 45, 50.1, 57, 83, 103, 114, 129

[56] **References Cited**

U.S. PATENT DOCUMENTS

- D. 219,361 12/1970 Cinquegrans et al. .
- D. 220,464 4/1971 Hayashi D2/902
- D. 254,398 3/1980 Finn .
- D. 266,968 11/1982 Railton .
- D. 334,646 4/1993 Dissinger .
- D. 346,272 4/1994 Cessor .
- D. 346,899 5/1994 Hatfield et al. .
- D. 347,519 6/1994 Worthington .

- D. 351,275 10/1994 Hatfield et al. .
- D. 361,884 9/1995 Lozano .
- D. 361,885 9/1995 Hatfield .
- 4,616,432 10/1986 Bunch et al. .

OTHER PUBLICATIONS

Nike Catalog Spring 1992; p. 120; Air Play M (bottom left).

Primary Examiner—Dominic Simone

Attorney, Agent, or Firm—Banner & Allegretti, Ltd.

[57] **CLAIM**

The ornamental design for a side element of a shoe upper, as shown and described.

DESCRIPTION

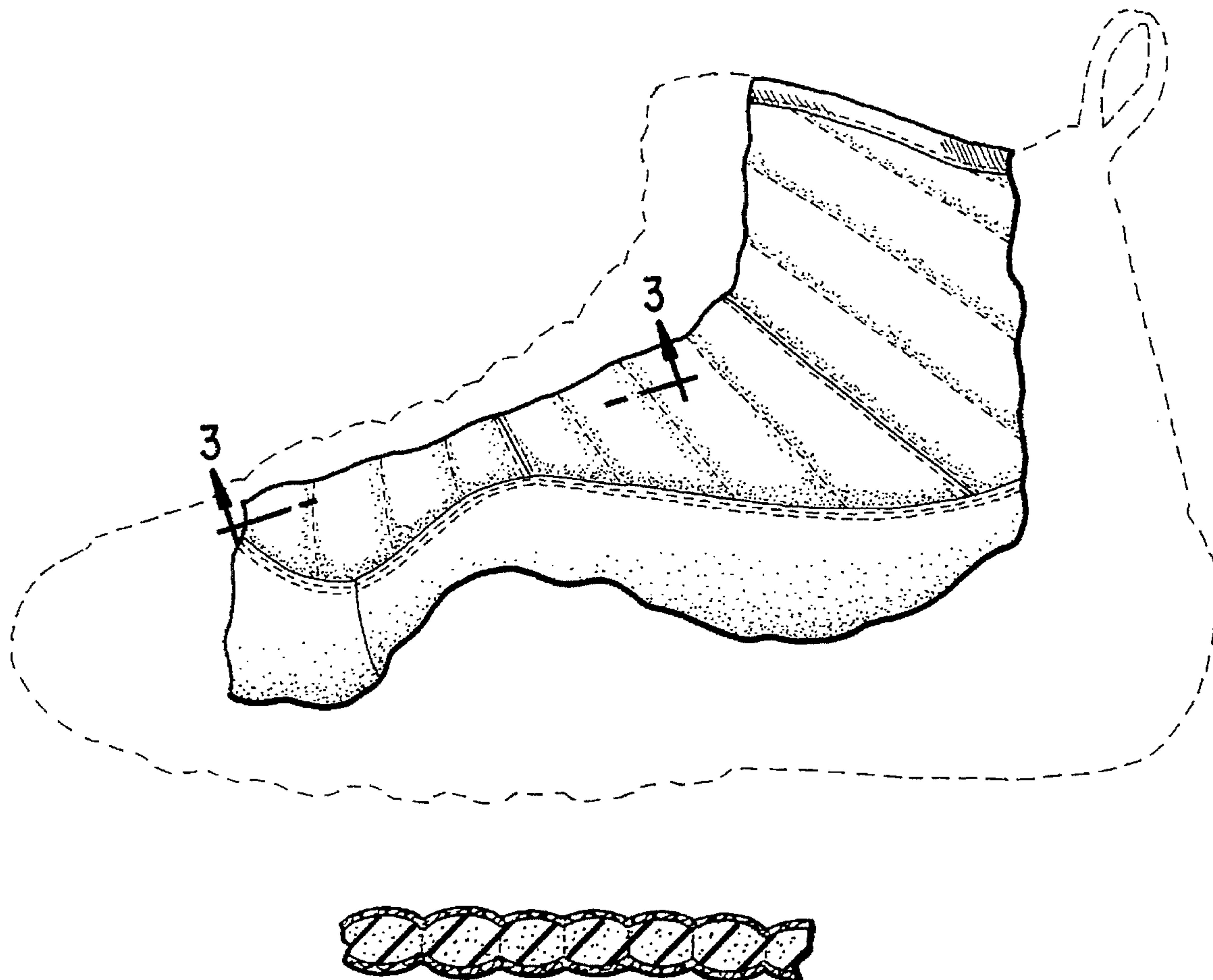
FIG. 1 is a side elevational view of a side element of shoe upper showing my new design;

FIG. 2 is a front elevational view thereof; and,

FIG. 3 is a cross-sectional view taken along the line 3—3 of FIG. 1.

The broken line showing of a shoe in FIGS. 1-2 is for illustrative purposes only and forms no part of the claimed design.

1 Claim, 2 Drawing Sheets



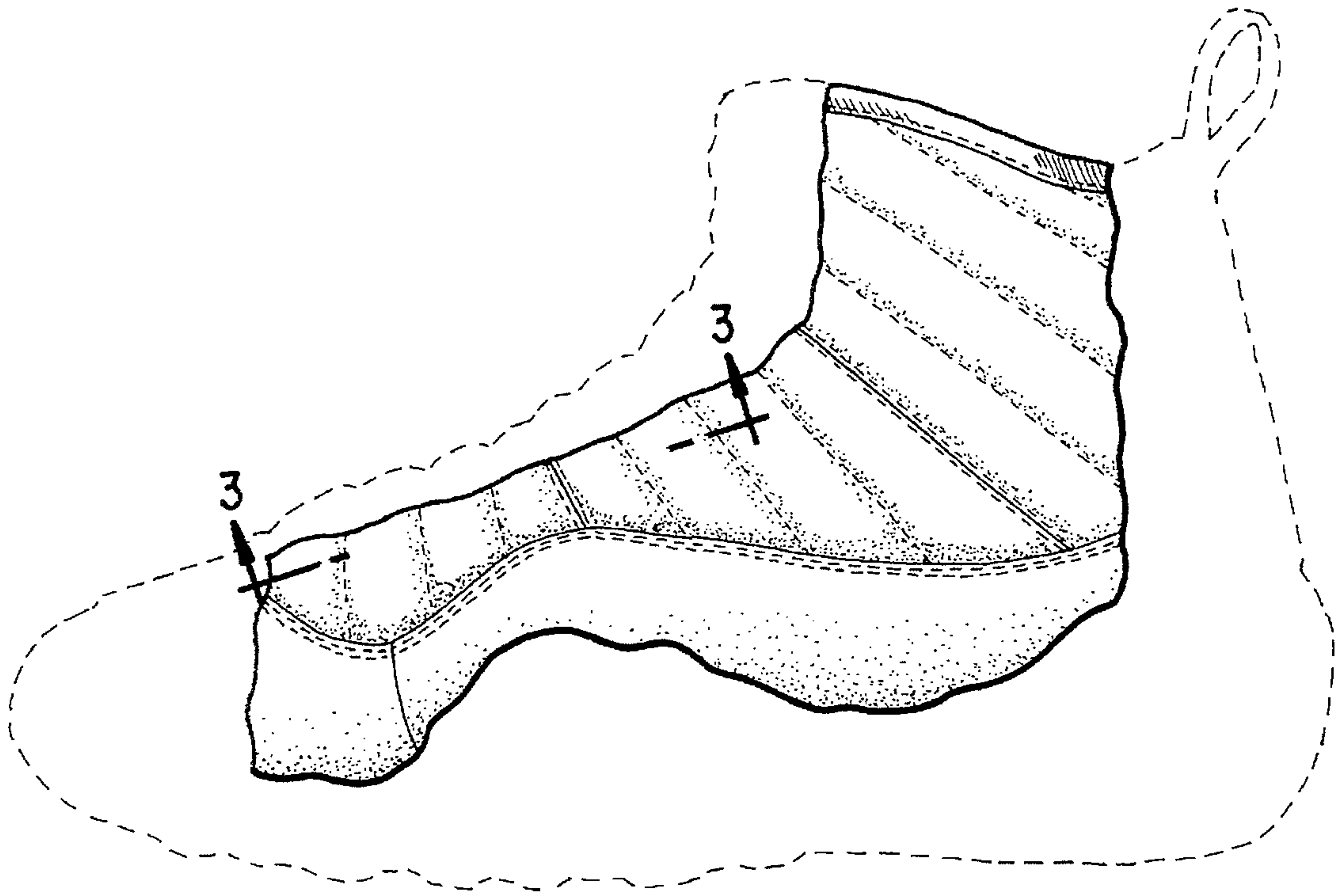


FIG. 1

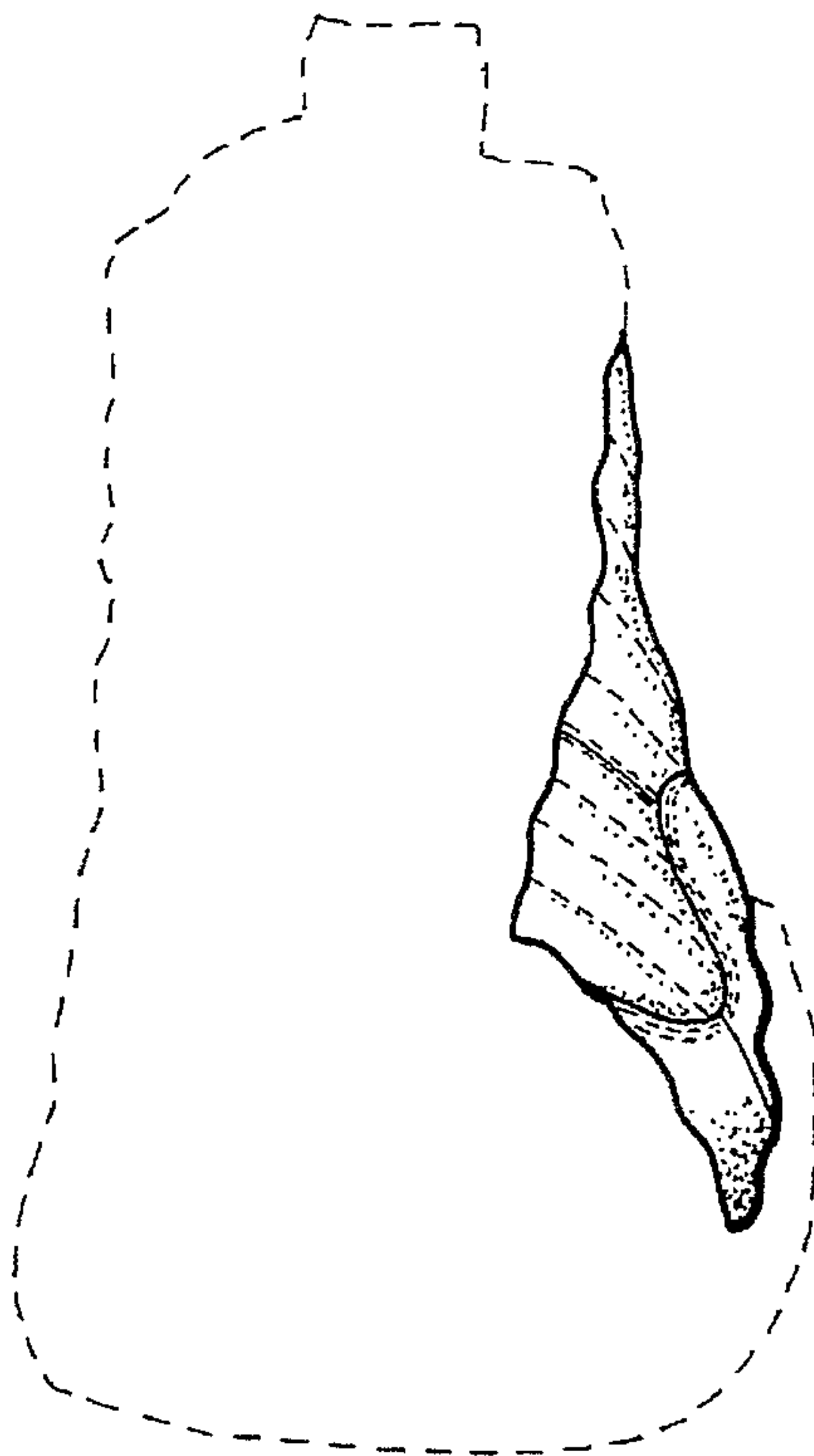


FIG. 2



FIG. 3