



US00D380078S

United States Patent [19]
Von Conta

[11] **Patent Number: Des. 380,078**

[45] **Date of Patent: **Jun. 24, 1997**

[54] **SHOE UPPER**

FOREIGN PATENT DOCUMENTS

[75] **Inventor: Peter Von Conta, Newton, Mass.**

827910 1/1952 Germany .

[73] **Assignee: The Rockport Company, Inc.,
Marlboro, Mass.**

OTHER PUBLICATIONS

[**] **Term: 14 Years**

[21] **Appl. No.: 56,134**

[22] **Filed: Jun. 24, 1996**

Wedge Walker XL, Brooks 87 Addendum Catalog, p. 4.
Stabilizer ZX, Etonic brochure, date unknown.
Siero-DH, K-Swiss Fall 1993 Footwear Price List catalog,
p. 9.
Adidas Terrain Lite, Road Runner Sports Holiday 1995
catalog, p. 73.
M2617, The Rockport Spring 1994 catalog p. 11.
MZ000/Shaga, The Rockport Spring 1996 Performance
catalog, p. 18.
MLV70/Quandry, The Rockport Fall 1996 catalog, p. 15.

Related U.S. Application Data

[62] **Division of Ser. No. 45,332, Oct. 17, 1995, Pat. No. Des.
374,763.**

[51] **LOC (6) Cl. 02-04**

[52] **U.S. Cl. D2/969**

[58] **Field of Search D2/969, 970; 36/45,
36/50.1, 102-104, 89, 114, 116**

Primary Examiner—Doris V. Coles
Attorney, Agent, or Firm—Sterne, Kessler, Goldstein & Fox
P.L.L.C.

[57] **CLAIM**

The ornamental design for a shoe upper, as shown and
described.

[56] **References Cited**


U.S. PATENT DOCUMENTS

- D. 47,238 4/1915 Miller .
- D. 265,015 6/1982 Higgins .
- D. 303,867 10/1989 Argyropoulos .
- D. 347,109 5/1994 Avar D2/970
- D. 350,021 8/1994 Stein D2/969
- D. 353,482 12/1994 Cintron D2/969
- D. 361,885 9/1995 Hatfield D2/970
- D. 365,198 12/1995 Worthington D2/969
- D. 368,578 4/1996 Smith D2/969
- D. 369,459 5/1996 Feller D2/969
- 2,022,488 11/1935 Calderazzo .
- 5,271,130 12/1993 Batra .

DESCRIPTION

FIG. 1 is left side elevational view of a shoe upper showing
our new design;
FIG. 2 is a right side elevational view thereof;
FIG. 3 is a top plan view thereof;
FIG. 4 is a front elevational view thereof; and,
FIG. 5 is a rear elevational view thereof.
The broken line showing of a shoe sole in FIGS. 1-5 is
environmental only and forms no part of the claimed design.

1 Claim, 2 Drawing Sheets






FIG. 1




FIG. 2

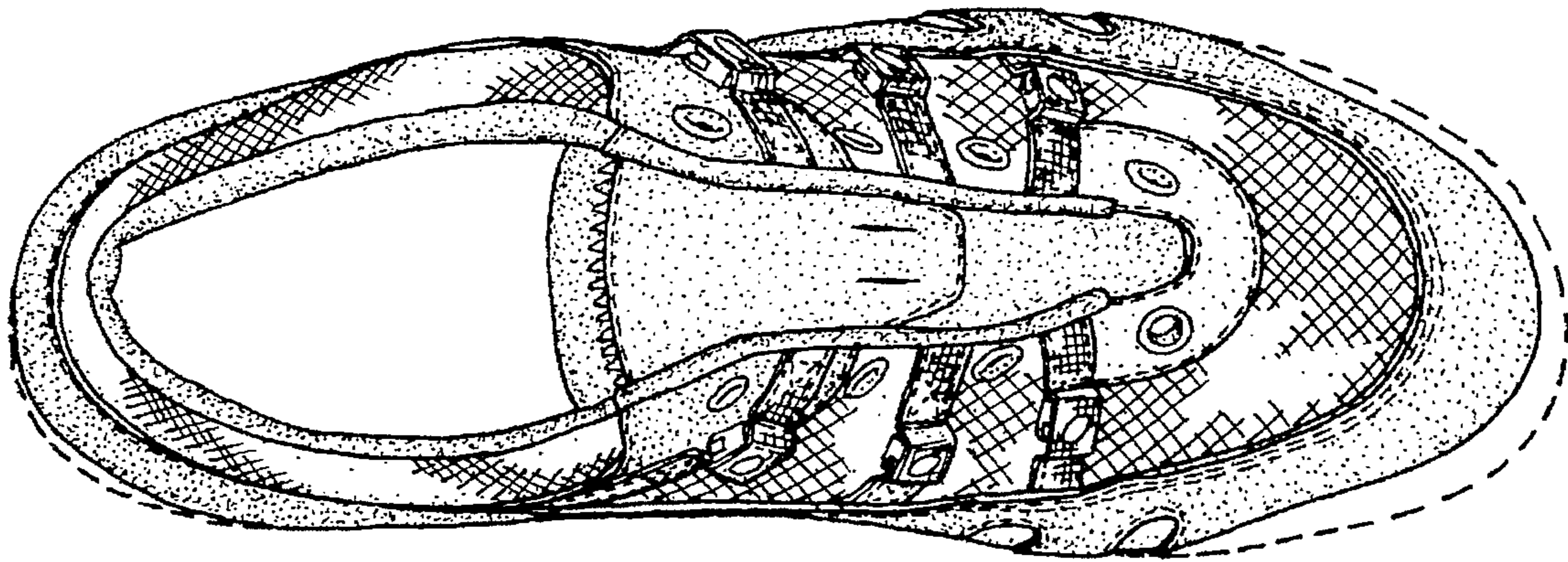


FIG. 3

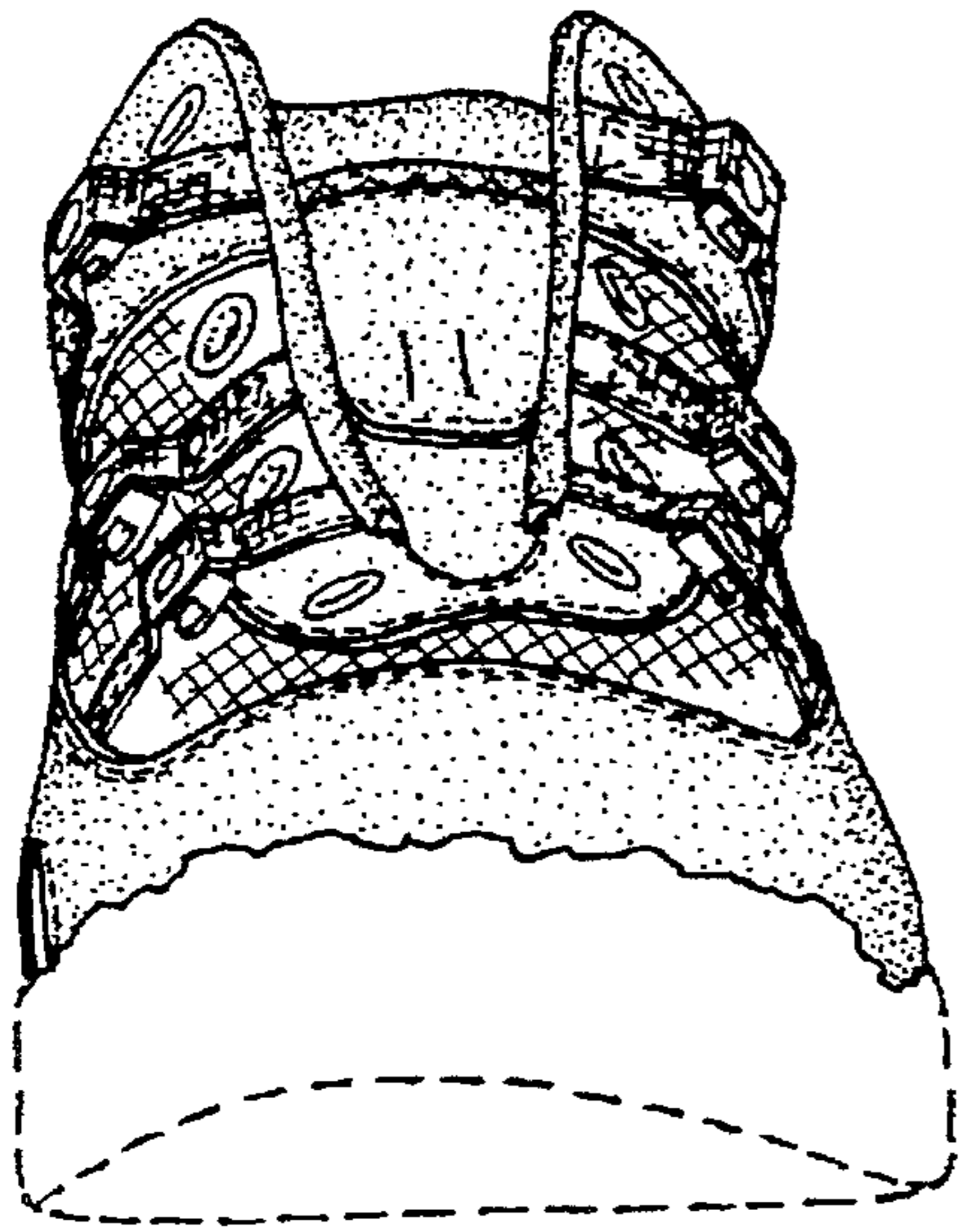


FIG. 4

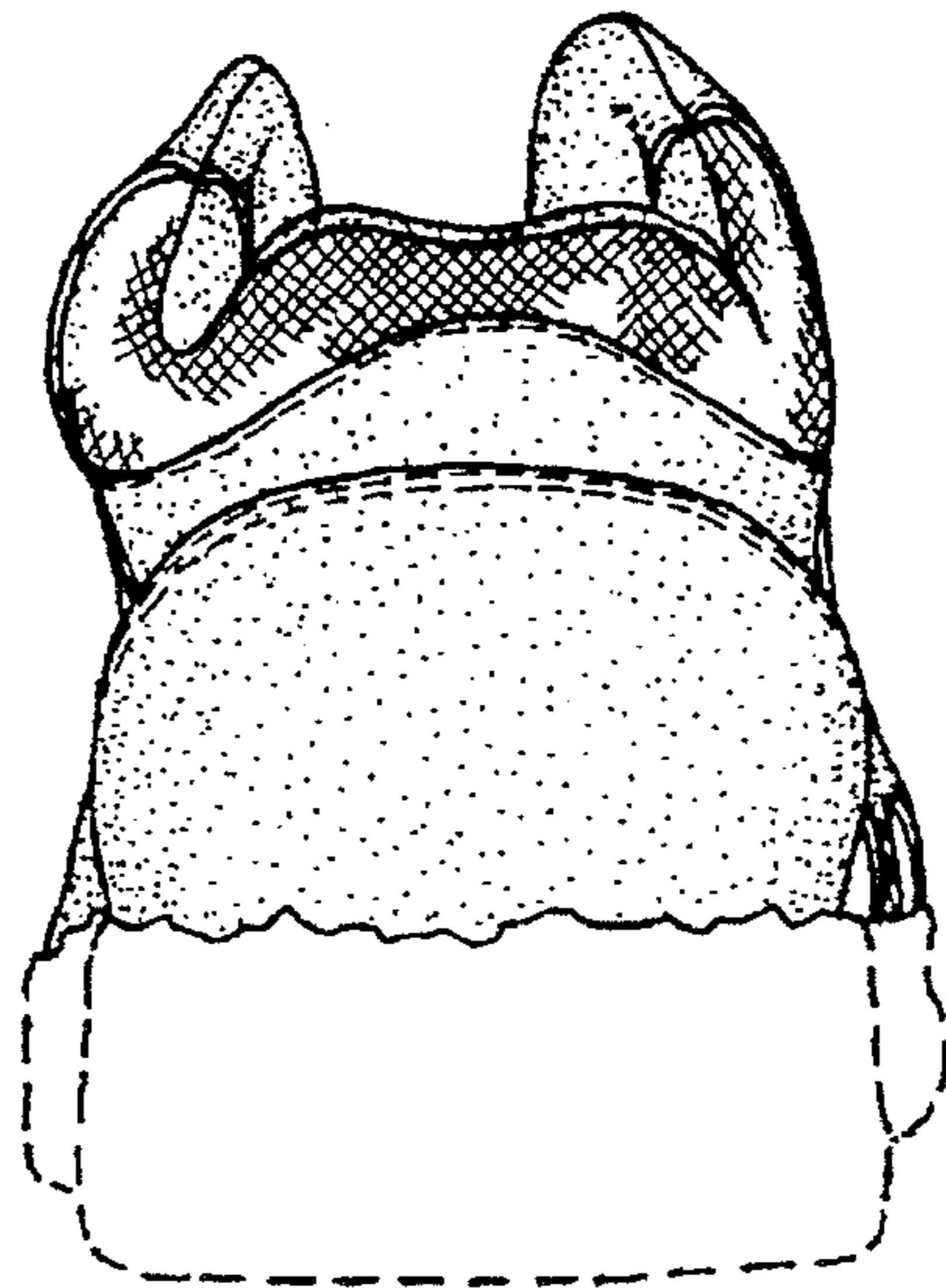


FIG. 5