



US00D380076S

United States Patent [19]
McMullin

[11] **Patent Number:** **Des. 380,076**
[45] **Date of Patent:** ****Jun. 24, 1997**

[54] **CURVED RIDGE GOLF SHOE SPIKE**
[75] **Inventor:** **Faris W. McMullin**, Boise, Id.
[73] **Assignee:** **Softspikes, Inc.**, Rockville, Md.
[**] **Term:** **14 Years**

[21] **Appl. No.:** **27,885**
[22] **Filed:** **Aug. 31, 1994**

[51] **LOC (6) Cl.** **02-04**
[52] **U.S. Cl.** **D2/962**
[58] **Field of Search** D2/962, 906; 36/7.5,
36/126-136, 134, 32 R, 59 C, 59 R, 62,
67 A, 67 B, 67 D

[56] **References Cited**
U.S. PATENT DOCUMENTS

4,777,738 10/1988 Giese et al. 36/32 R
5,367,793 11/1994 Deacon et al. 36/67 D X

Primary Examiner—Doris V. Coles
Attorney, Agent, or Firm—Fish & Neave; Jeffrey H. Ingerman


[57] **CLAIM**

The ornamental design for a curved ridge golf shoe spike, as shown and described.

DESCRIPTION

FIG. 1 is a perspective view of a curved ridge golf shoe spike, showing my new design;
FIG. 2 is another perspective view thereof;
FIG. 3 is a bottom plan view thereof;
FIG. 4 is a side elevational view, the opposite side being a mirror image thereof; and,
FIG. 5 is a top plan view.
The broken line showing of part of a shoe in FIG. 1 is for illustrative purposes only, and forms no part of the claimed design.

1 Claim, 2 Drawing Sheets



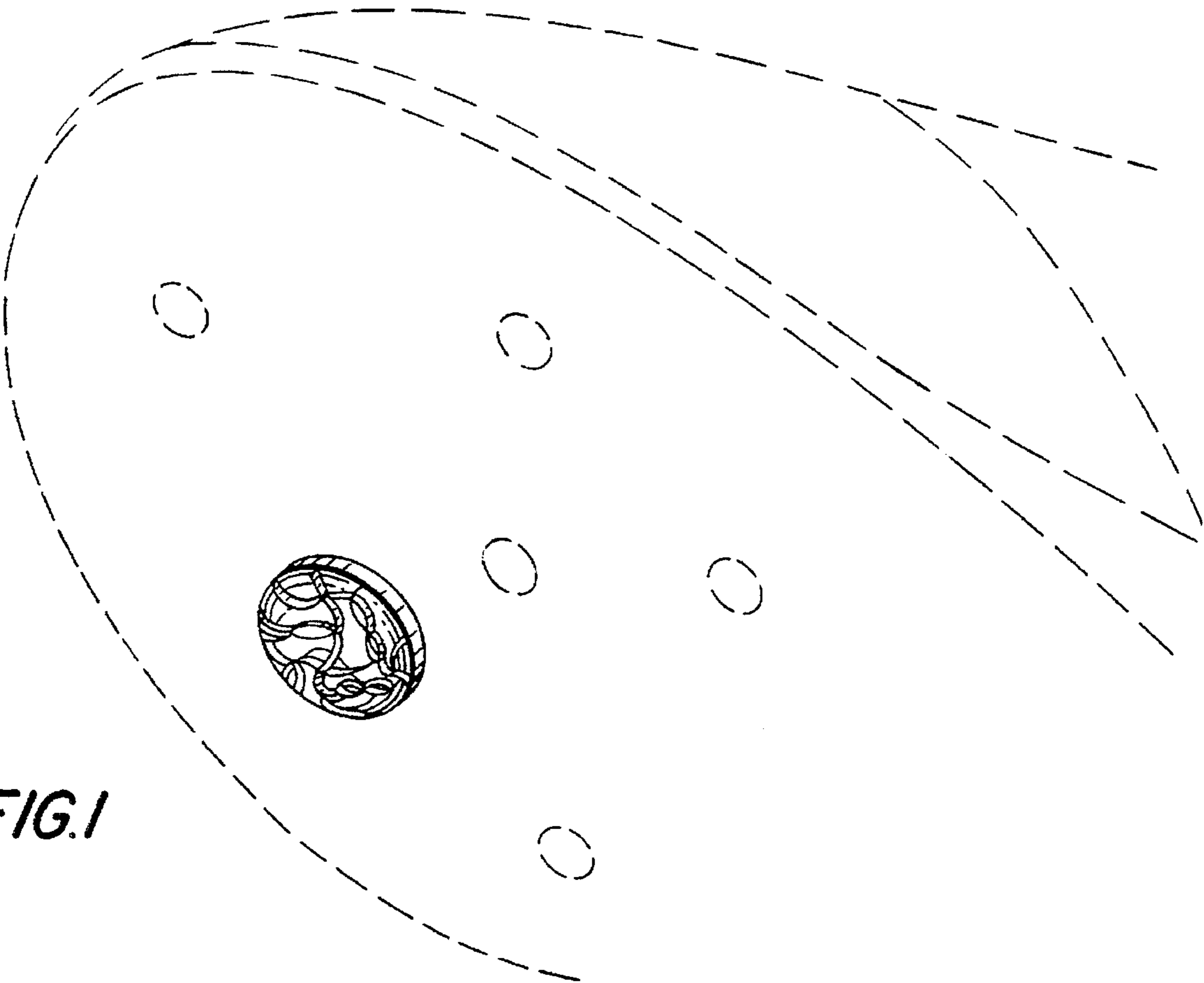


FIG. 1

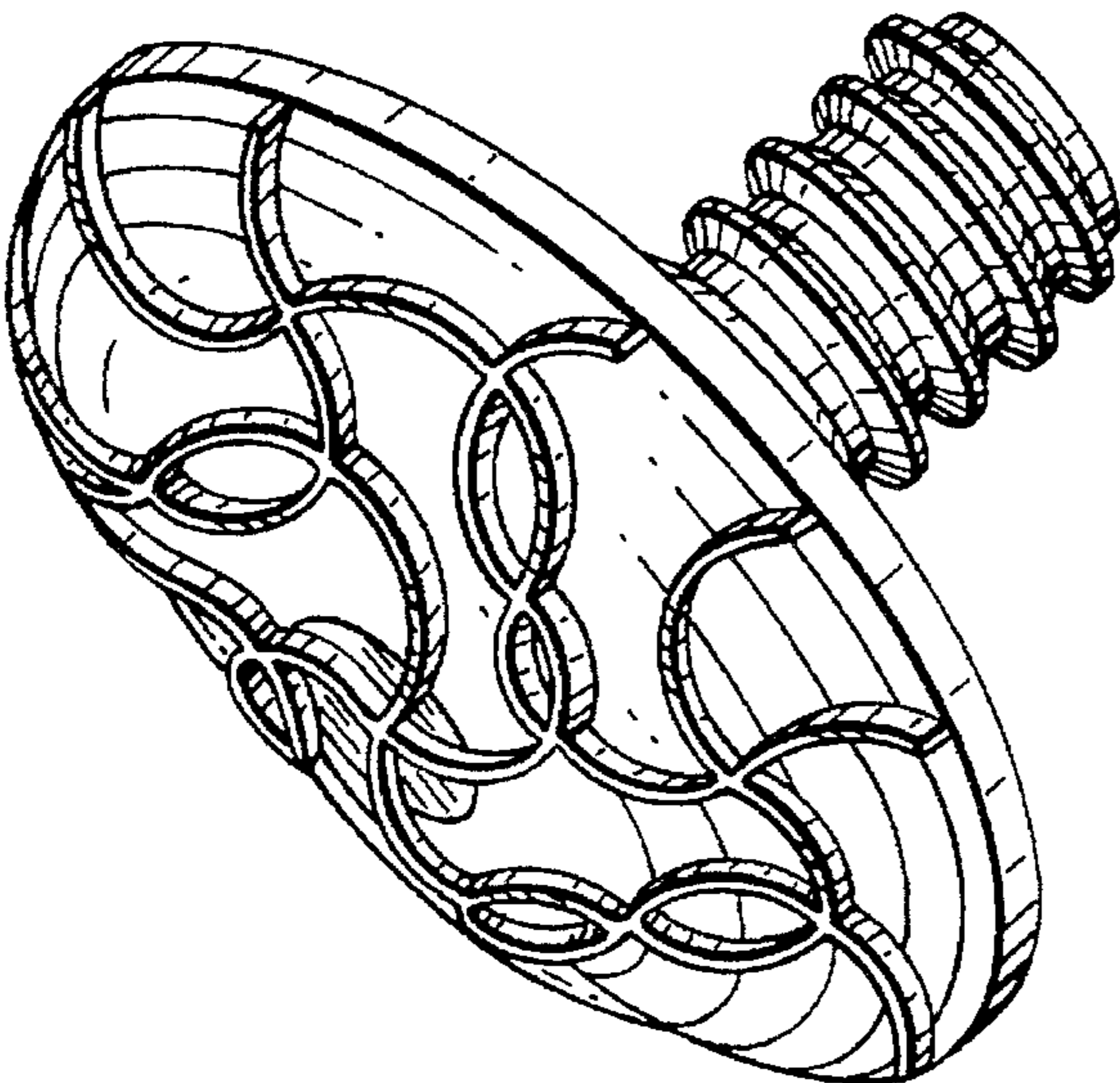


FIG. 2

FIG.3




FIG.4

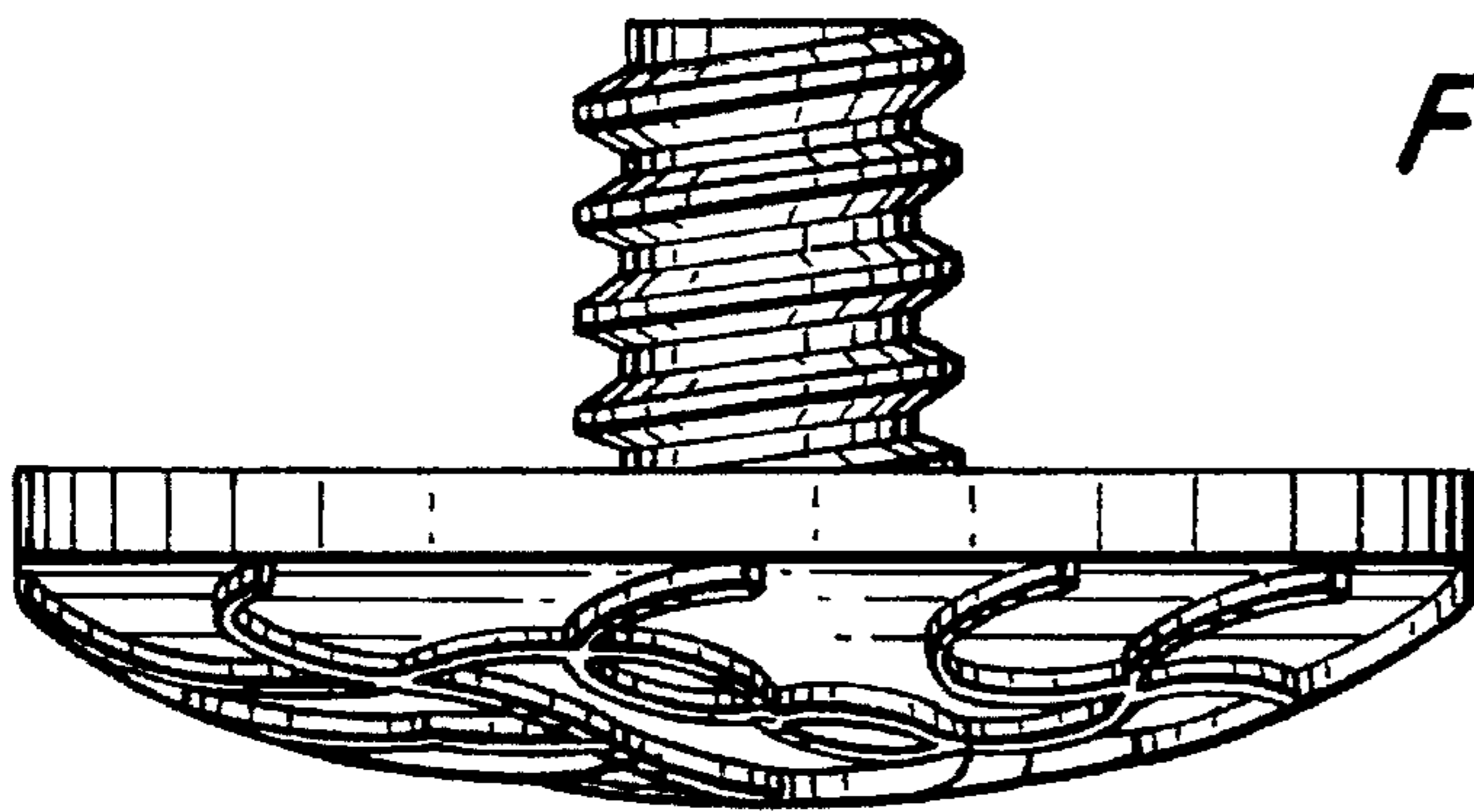


FIG.5

