



US00D380074S

United States Patent [19]

[11] Patent Number: **Des. 380,074**

Mitsui et al.

[45] Date of Patent: ****Jun. 24, 1997**

[54] **SHOE SOLE**

D. 330,799	11/1992	Hatfield	D2/954
D. 339,456	9/1993	Kayano	D2/960
D. 356,670	3/1995	Mitsui et al.	D2/956

[75] Inventors: **Shigeyuki Mitsui, Kakogawa; Yoshio Yamashita, Akashi, both of Japan**

FOREIGN PATENT DOCUMENTS

[73] Assignee: **Asics Corporation, Japan**

861914	11/1992	Japan	.
875802	5/1993	Japan	.

[**] Term: **14 Years**

Primary Examiner—Celia Murphy
Attorney, Agent, or Firm—Nixon & Vanderhye

[21] Appl. No.: **27,985**

[57] CLAIM

[22] Filed: **Sep. 6, 1994**

The ornamental design for a shoe sole, as shown and described.

[30] Foreign Application Priority Data

Mar. 9, 1994 [JP] Japan 6198/94

DESCRIPTION

[51] **LOC (6) Cl.** **02-04**

[52] **U.S. Cl.** **D2/954; D2/951**

[58] **Field of Search** D2/902, 907, 908, D2/947, 950-960; 36/83, 84, 89, 102, 103, 104, 105, 106, 107, 112, 113, 114, 115, 126, 127, 128, 129, 130, 3 B, 22 R, 24.5, 25 R, 30 R, 32 R, 59 R

FIG. 1 is a perspective view of a shoe sole showing our new design; the broken lines showing a shoe being for illustrative purposes only and forming no part of the claimed design; FIG. 2 is a left side elevational view thereof; FIG. 3 is a front elevational view thereof; FIG. 4 is a right side elevational view thereof; FIG. 5 is a rear elevational view thereof; FIG. 6 is a top plan view thereof; FIG. 7 is a bottom plan view thereof; and, FIG. 8 is a perspective view thereof.

[56] References Cited

U.S. PATENT DOCUMENTS

D. 322,155 12/1991 Shibasaki et al. D2/960

1 Claim, 4 Drawing Sheets



Fig. 1

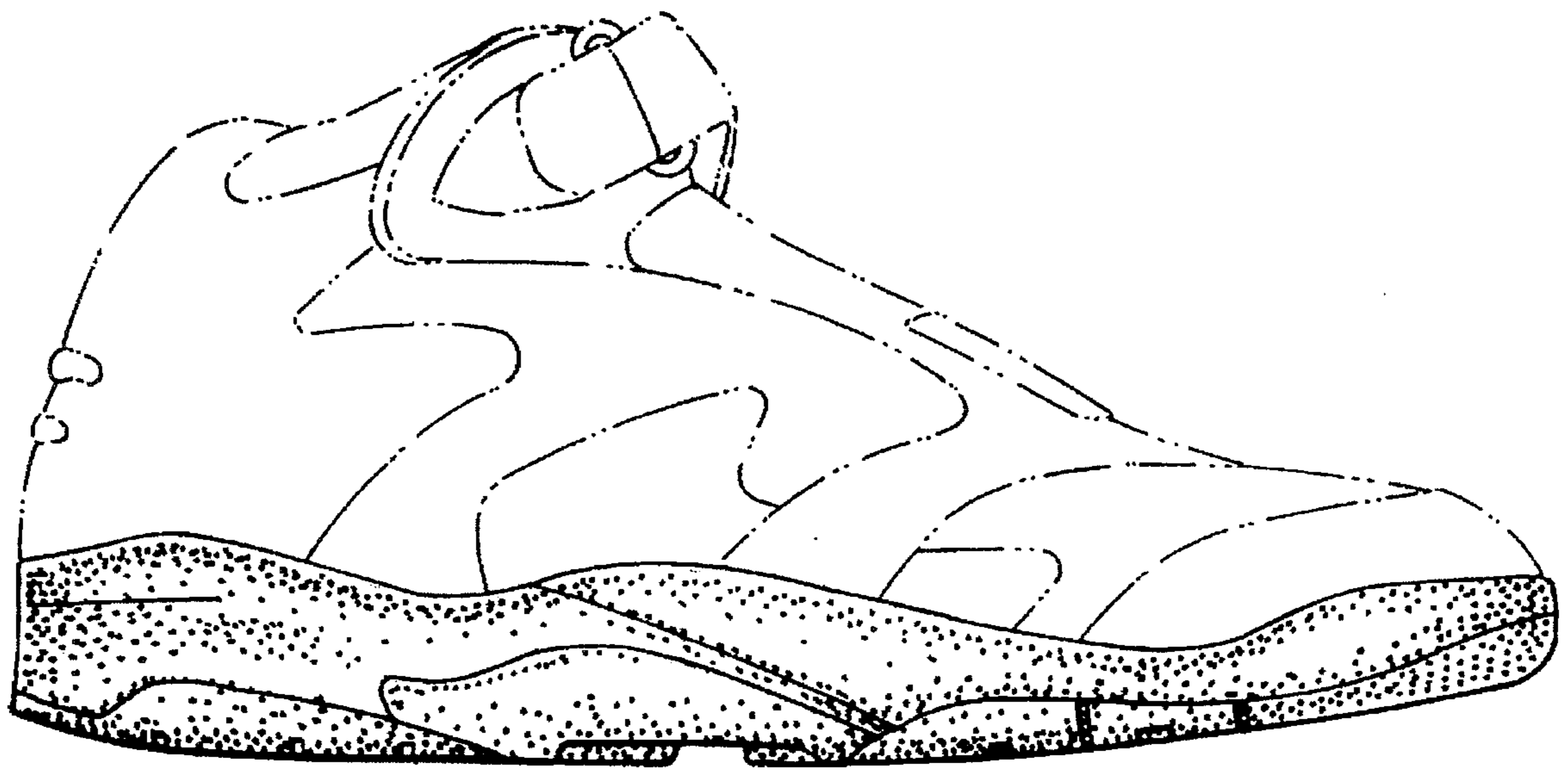


Fig. 2

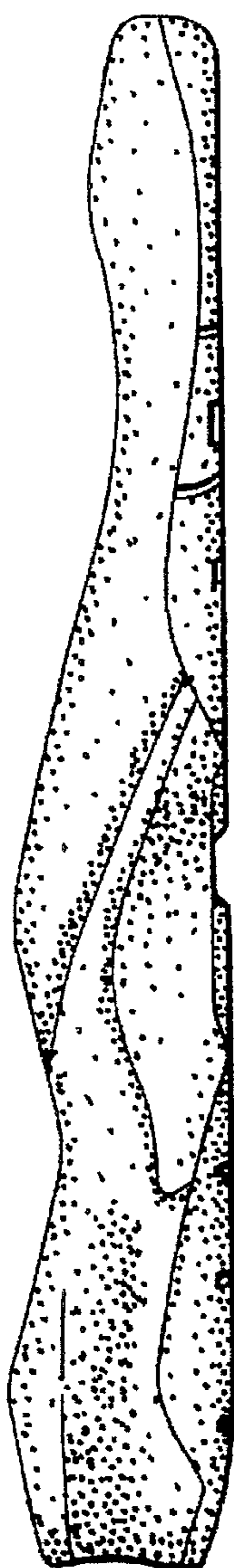


Fig. 3



Fig. 4

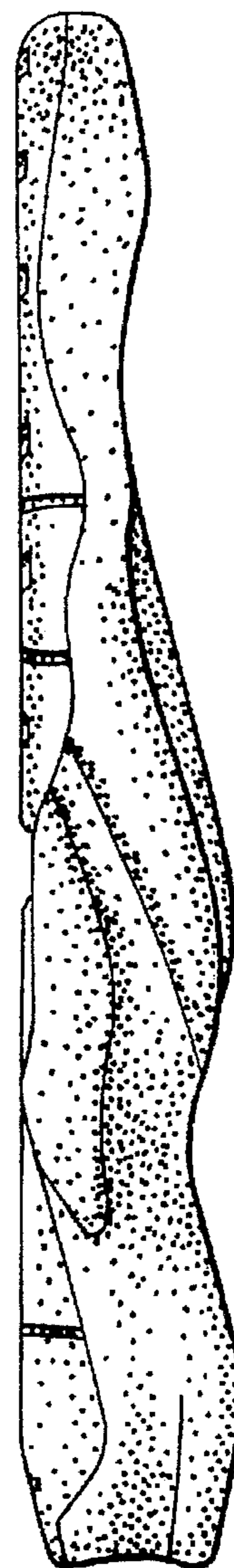


Fig. 5

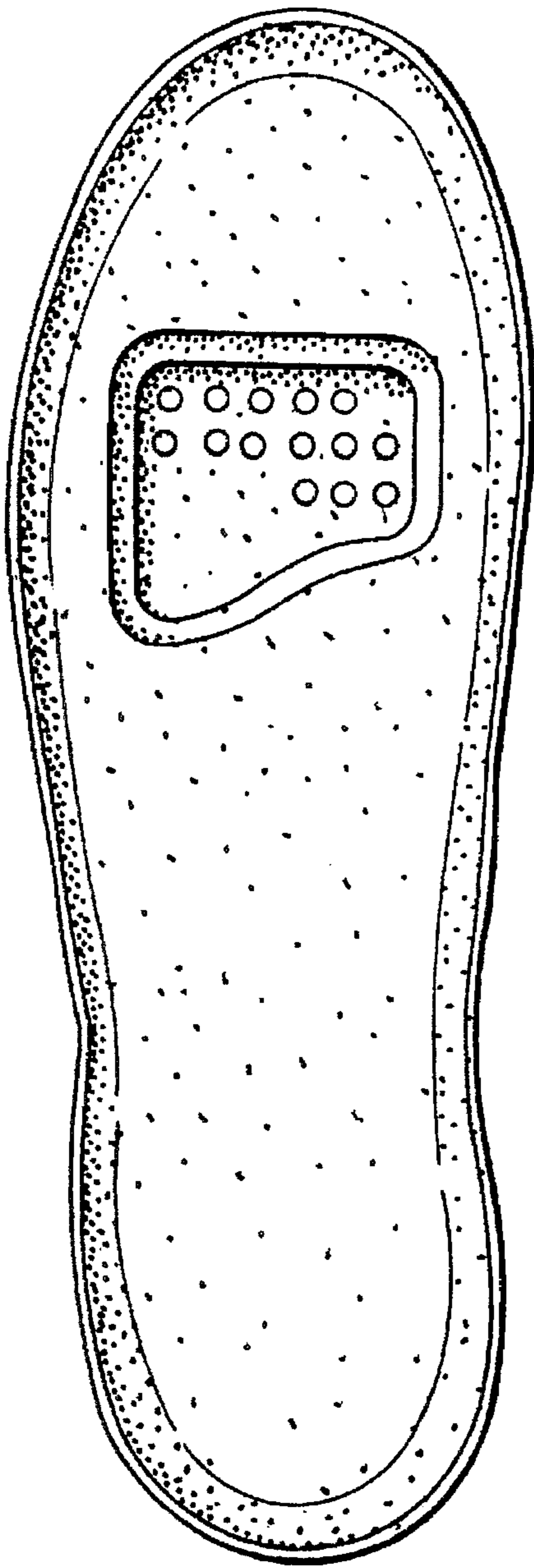


Fig. 6

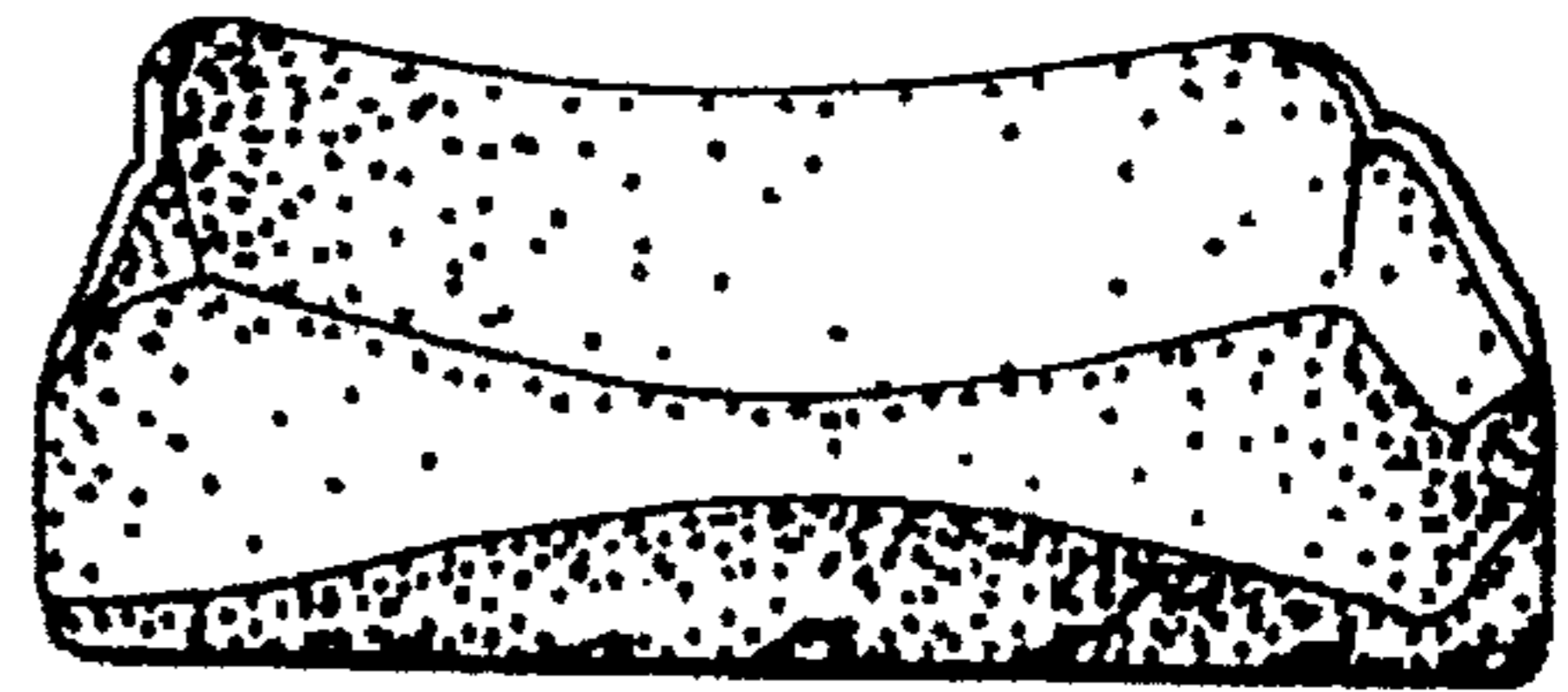


Fig. 7

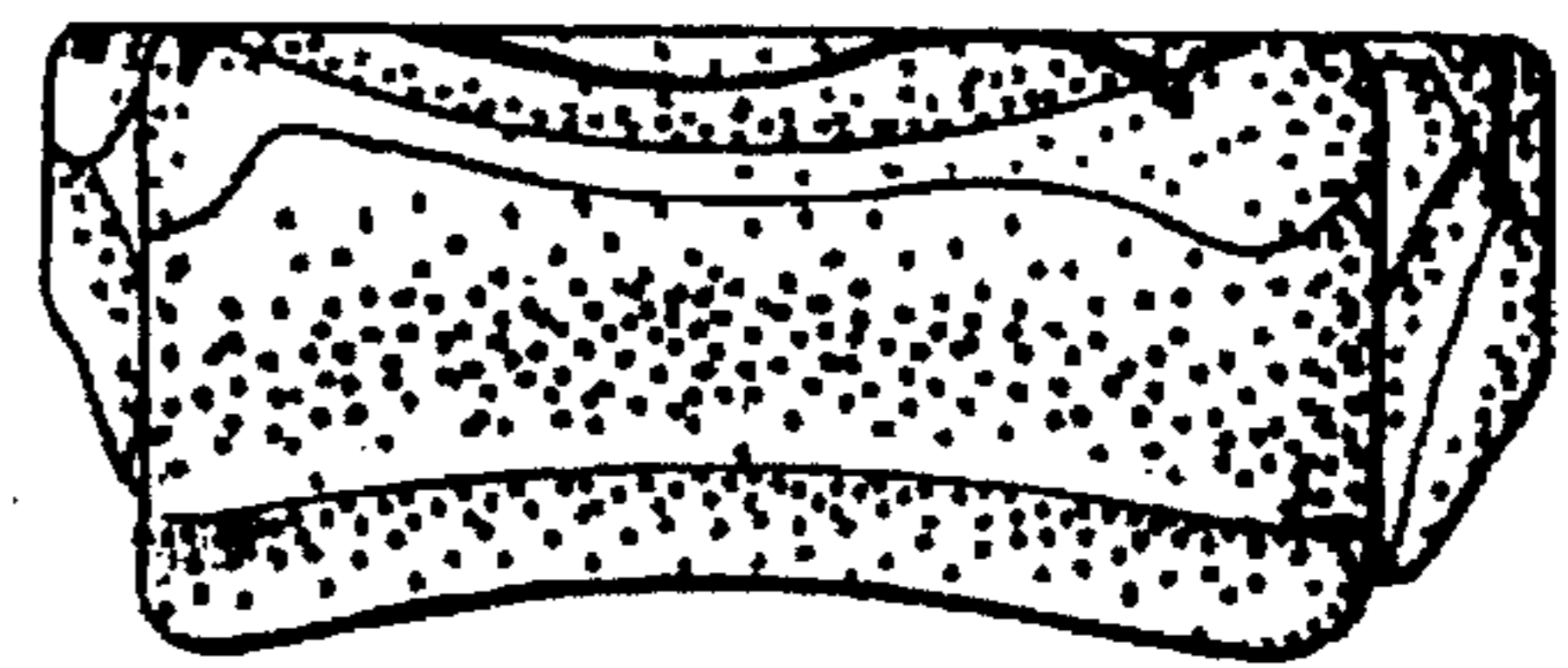


Fig. 8

