



US00D380065S

**United States Patent** [19]  
**Hetterly**

[11] **Patent Number: Des. 380,065**  
[45] **Date of Patent: \*\*Jun. 17, 1997**

[54] **FERRET HOUSING**

[76] Inventor: **Charlene Hetterly**, 602 W. Topeka Dr.,  
Phoenix, Ariz. 85027

[\*\*] Term: **14 Years**

[21] Appl. No.: **48,813**

[22] Filed: **Jan. 2, 1996**

[51] LOC (6) Cl. .... **30-06**

[52] U.S. Cl. .... **D30/118**

[58] Field of Search ..... D30/118-119;  
119/28.5; D21/253-255; 135/87, 90, 102-103

[56] **References Cited**

**U.S. PATENT DOCUMENTS**

D. 225,121	11/1972	Mashburn	119/28.5	X
D. 285,880	9/1986	Griesenbeck	D21/253	X
D. 327,341	6/1992	Barreto, III et al.	D30/118	
2,032,248	2/1936	Bins	119/28.5	X
4,308,883	1/1982	Malone	135/102	X
4,729,343	3/1988	Evans	119/28.5	
5,000,116	3/1991	Fife et al.	119/28.5	
5,072,694	12/1991	Haynes et al.	119/28.5	X
5,490,478	2/1996	Cole	119/28.5	

**OTHER PUBLICATIONS**

Master Animal Care Catalog, 1993, p. 9, See Ferret Castle and Ferret Hammock.

*Primary Examiner*—B. J. Bullock

*Assistant Examiner*—Stacia Sinuik

*Attorney, Agent, or Firm*—Harry M. Weiss; Jeffrey D. Moy; Harry M. Weiss & Associates, P.C.

[57] **CLAIM**

The ornamental design for a ferret housing, as shown and described.

**DESCRIPTION**

FIG. 1 is a perspective view of a ferret housing showing my new design;

FIG. 2 is a top plan view thereof;

FIG. 3 is a right side elevational view thereof with the left side elevational view being substantially the same;


FIG. 4 is a bottom plan view thereof;

FIG. 5 is a front side elevational view thereof; and,

FIG. 6 is a back side elevational view thereof.

The broken lines are for illustrative purposes only and form no part of the claimed design.

**1 Claim, 1 Drawing Sheet**



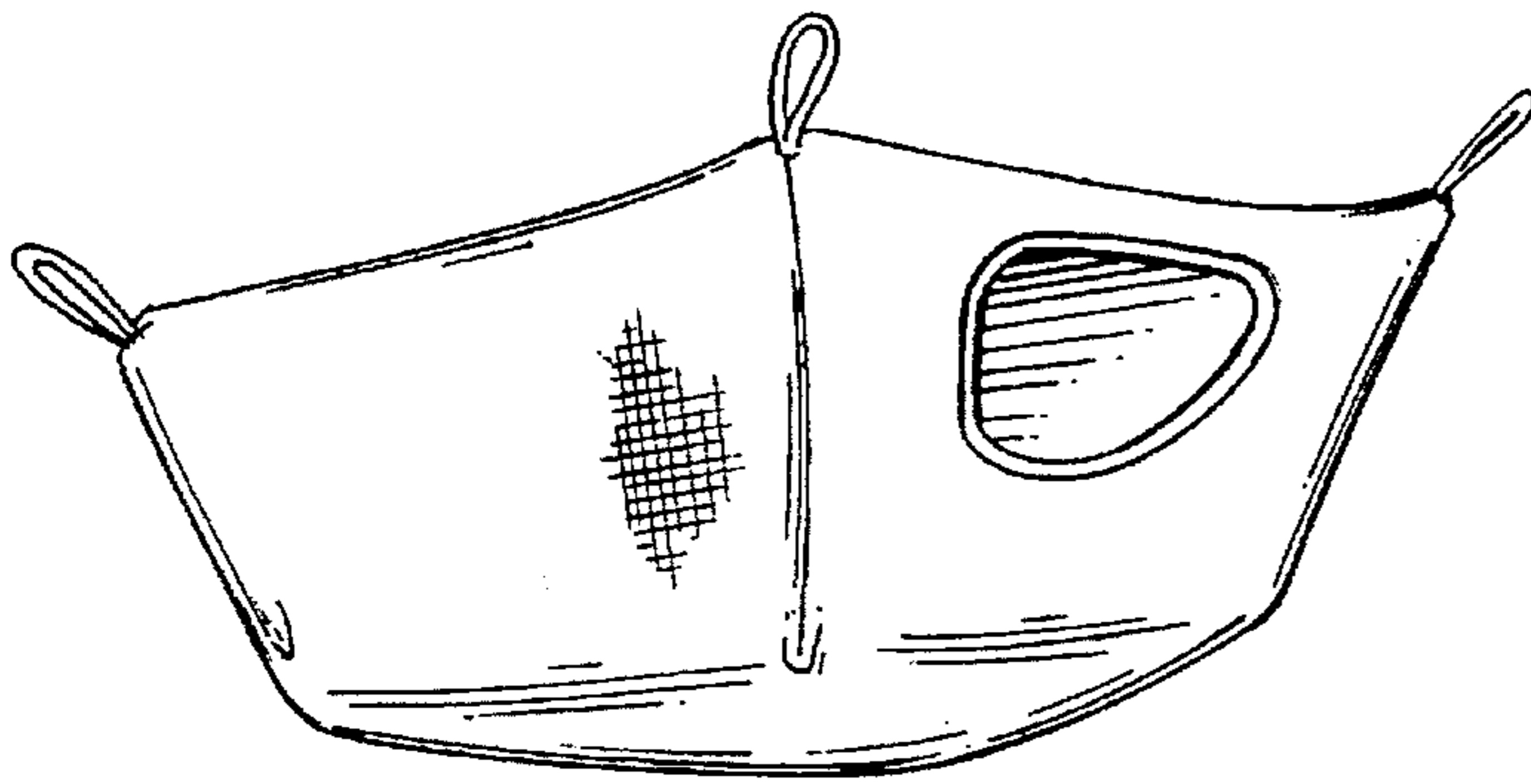


Fig. 1

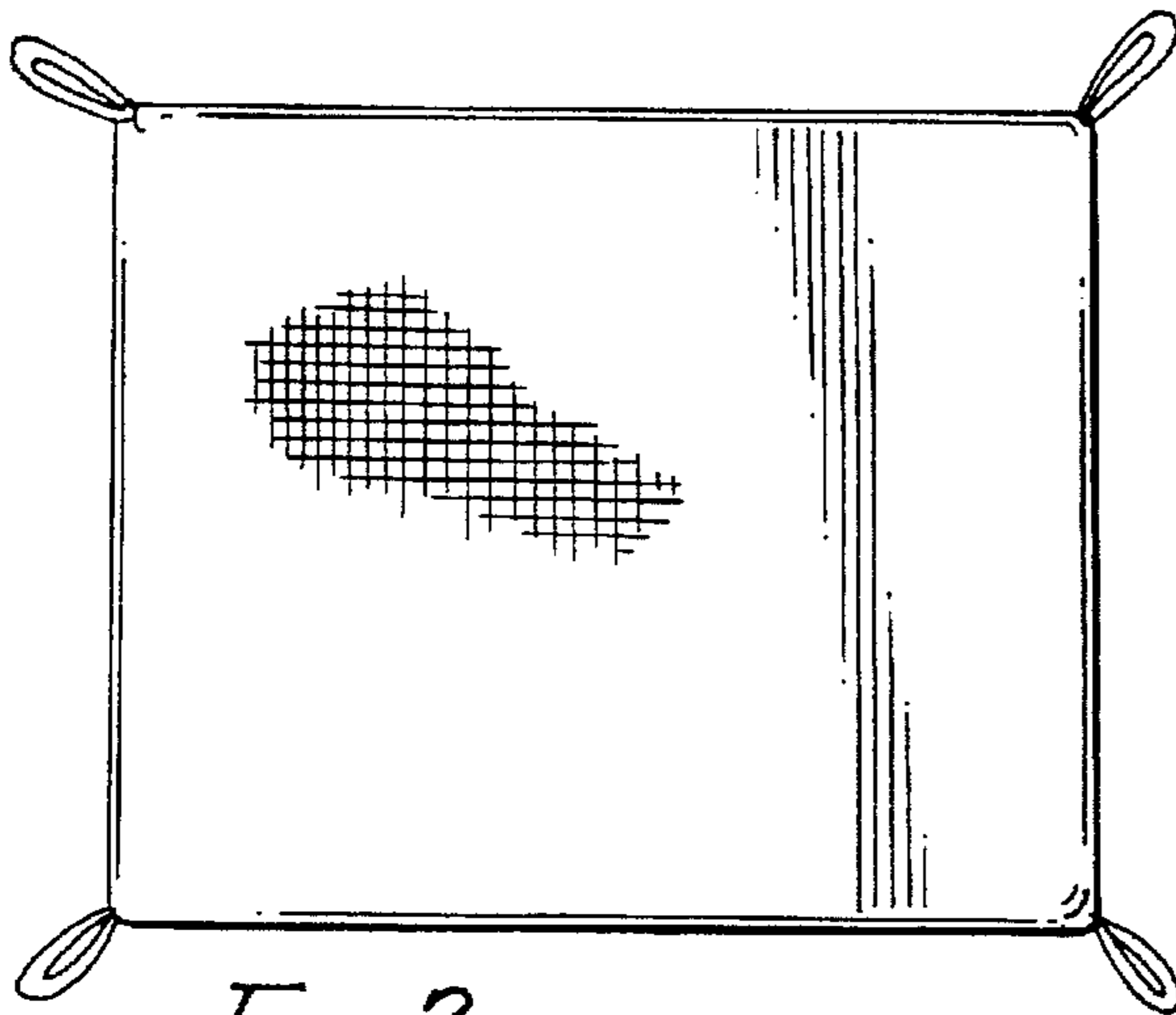


Fig. 2




Fig. 5

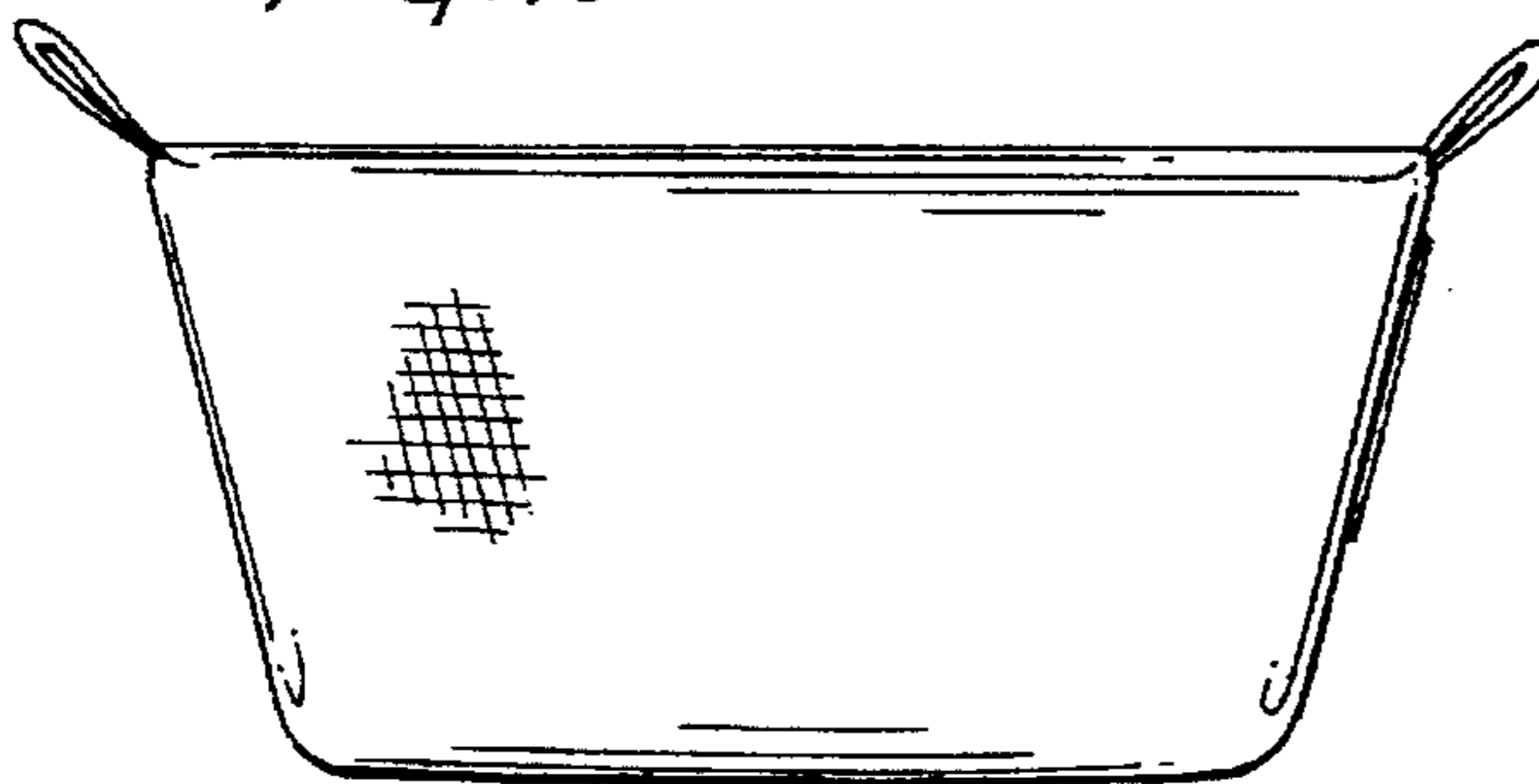


Fig. 3




Fig. 6

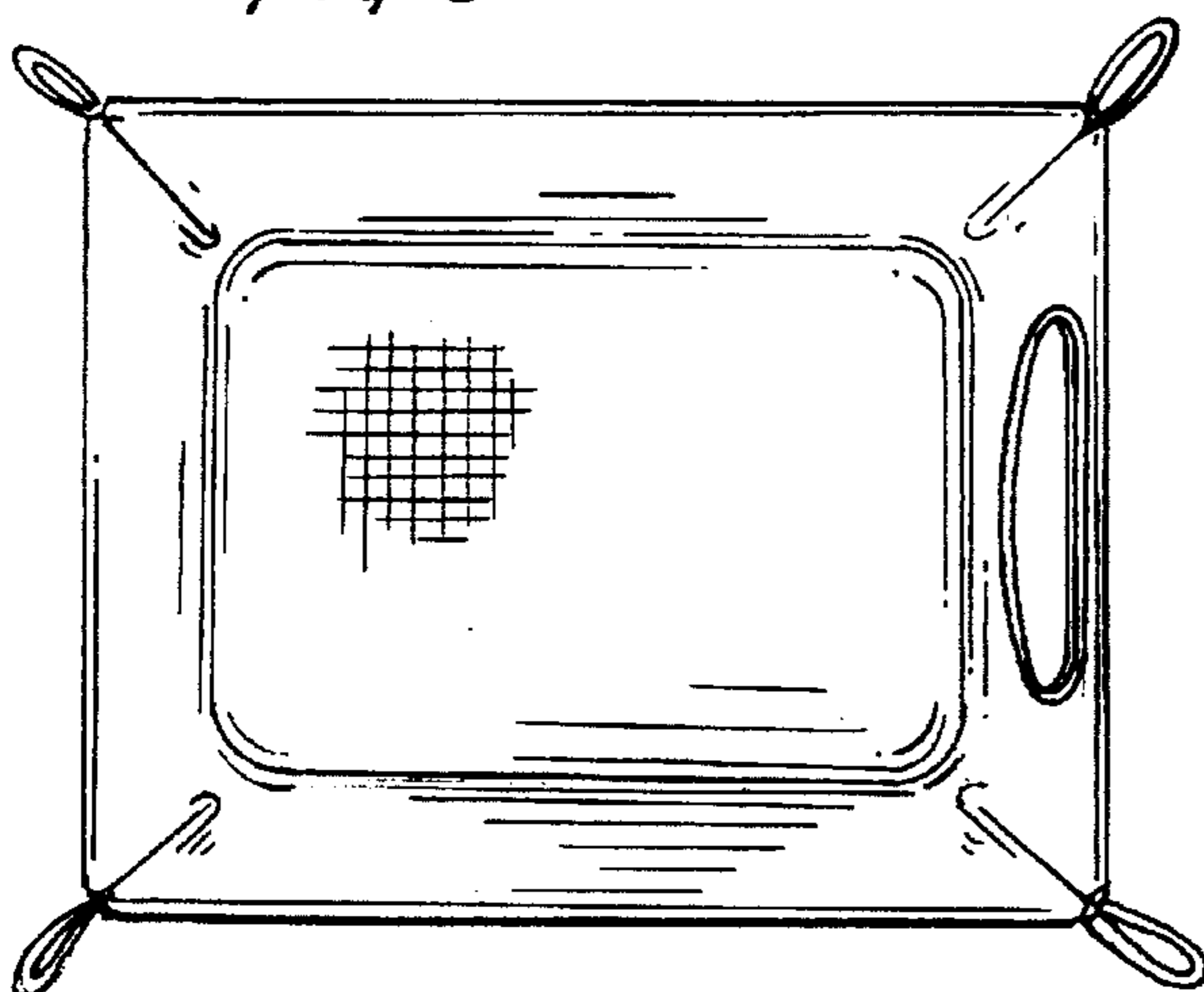


Fig. 4