



US00D380028S

**United States Patent** [19]  
**Bernardino**

[11] **Patent Number:** **Des. 380,028**  
[45] **Date of Patent:** **\*\*Jun. 17, 1997**

[54] **TENNIS RACKET**

5,374,058 12/1994 Janes et al. .... 273/73 C

[76] **Inventor:** **Aurelio Bernardino**, Av. Nueva Toledo  
97-A, Cieneguilla-Lima 40, Peru

*Primary Examiner*—Ted Shooman  
*Assistant Examiner*—Mitchell I. Siegel  
*Attorney, Agent, or Firm*—Spencer & Frank

[\*\*] **Term:** **14 Years**

[57] **CLAIM**

[21] **Appl. No.:** **43,679**

An ornamental design for a tennis racket, as shown and described.

[22] **Filed:** **Sep. 11, 1995**

[51] **LOC (6) Cl.** ..... **21-02**

[52] **U.S. Cl.** ..... **D21/212**

[58] **Field of Search** ..... **D21/212, 213;**  
**273/73 H, 73 G, 73 C, 73 R, 73 A**

**DESCRIPTION**

FIG. 1 is a front elevation view of a tennis racket showing my new design;

FIG. 2 is a right side elevational view thereof;

FIG. 3 is a left side elevation view thereof;

FIG. 4 is a top plan view thereof;

FIG. 5 is a bottom view thereof; and,

FIG. 6 is a perspective view thereof.

[56] **References Cited**

**U.S. PATENT DOCUMENTS**

D. 258,072	1/1981	Yoneyama	.....	D21/212
D. 342,983	1/1994	Coe	.....	D21/212
5,020,800	6/1991	Chen	.....	273/73 G

**1 Claim, 2 Drawing Sheets**

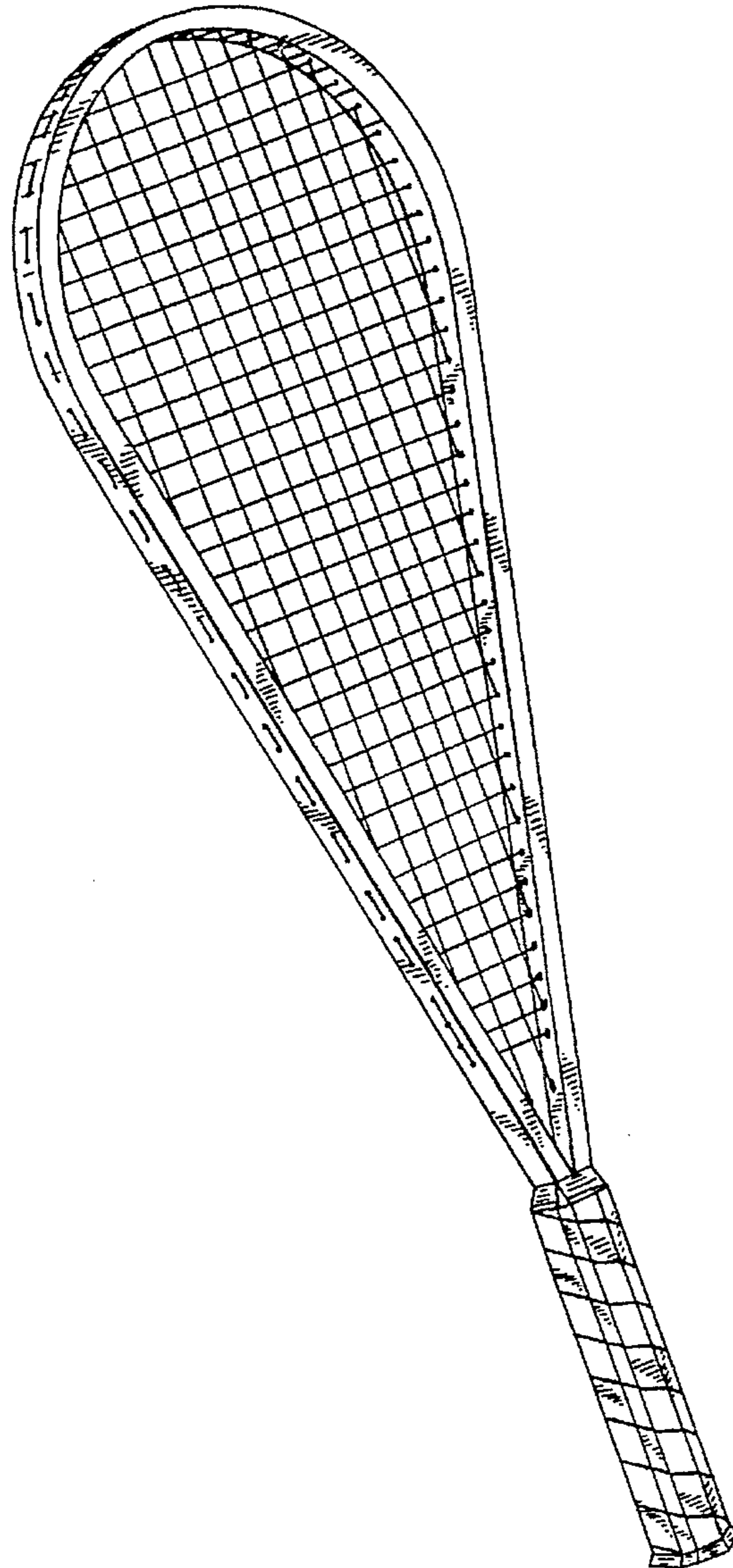


FIG. 2

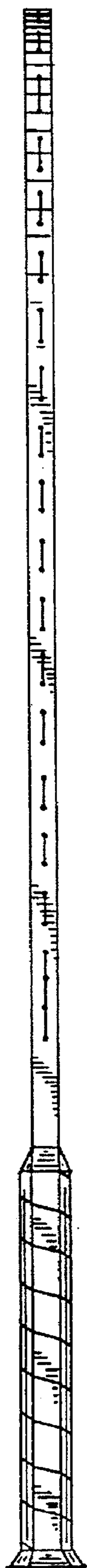


FIG. 1

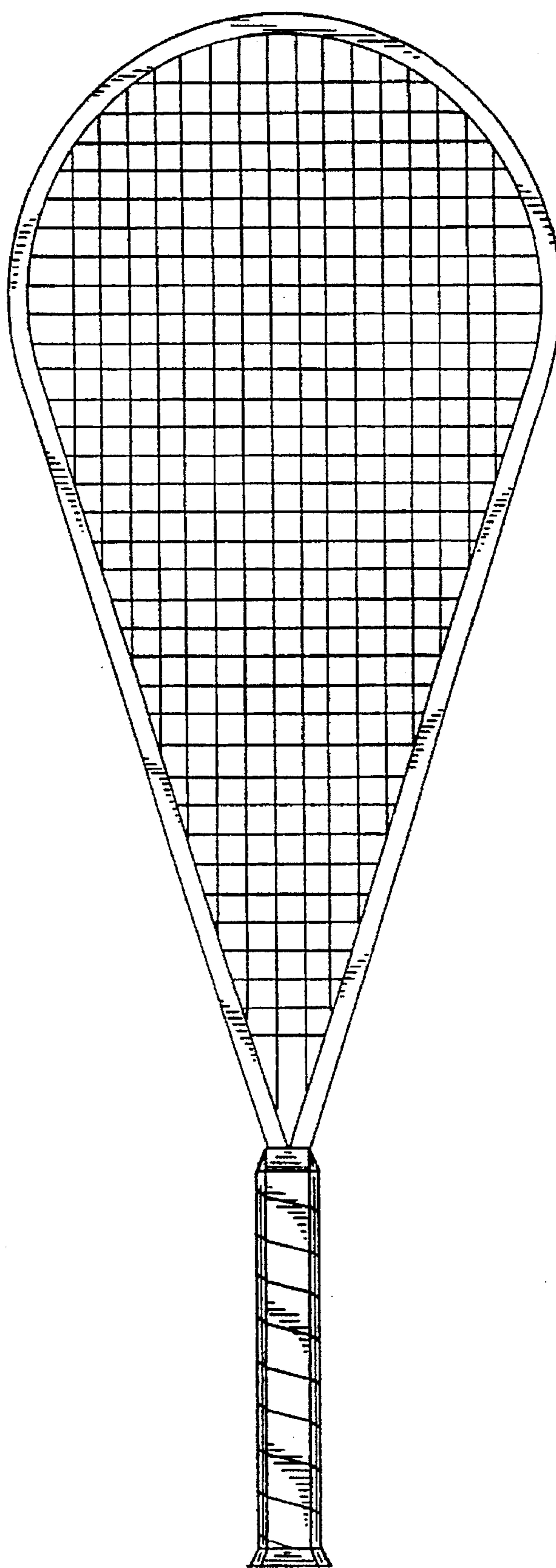


FIG. 3

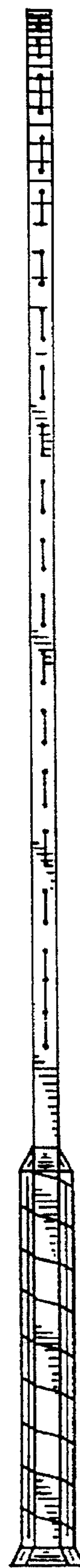


FIG. 6

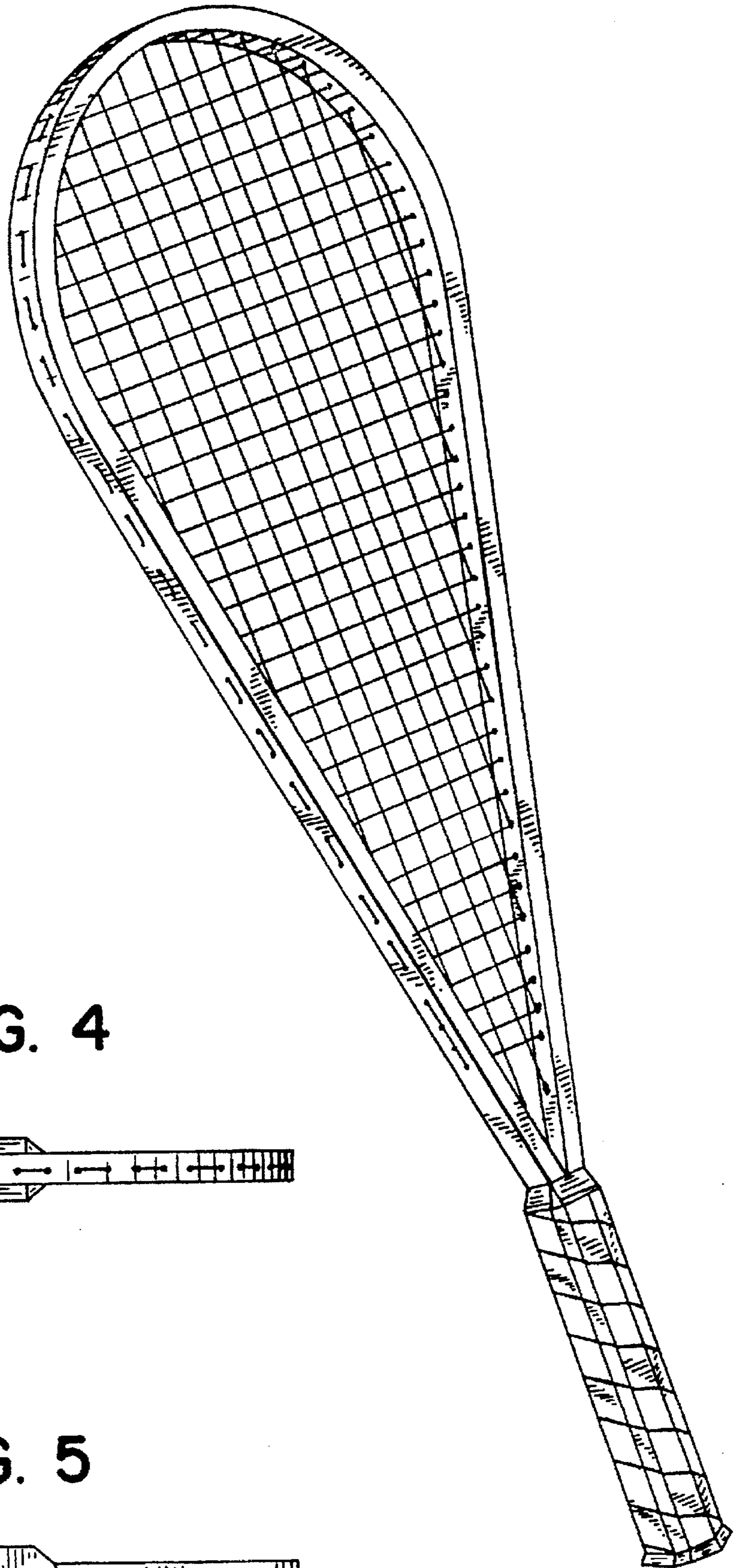


FIG. 4



FIG. 5

