



US00D379990S

United States Patent [19]
Bungardt et al.

[11] **Patent Number: Des. 379,990**
[45] **Date of Patent: **Jun. 17, 1997**

[54] **COMBINED MICROPHONE HOUSING AND BOOM ASSEMBLY**

[75] Inventors: **Gabriele Bungardt**, Aptos, Calif.; **Luis Pedraza**, West Roxbury, Mass.

[73] Assignee: **Plantronics, Inc.**, Santa Cruz, Calif.

[**] Term: **14 Years**

[21] Appl. No.: **37,657**

[22] Filed: **Apr. 17, 1995**

[51] **LOC (6) Cl.** **14-01**

[52] **U.S. Cl.** **D14/228**

[58] **Field of Search** D14/206, 225-229, D14/249, 299; 181/158, 242; 381/91, 122, 153, 168, 169, 183; 379/431

[56] **References Cited**

U.S. PATENT DOCUMENTS

- D. 309,306 7/1990 Weiser et al. D14/249
- D. 364,617 11/1995 Fitzgerald D14/206 X
- 5,381,486 1/1995 Ludeke et al. 381/183 X

OTHER PUBLICATIONS

Hong Kong Enterprise, Oct. 1990, p. 231, model No. AH-238 Headphone type Walkie-Talkie.

Primary Examiner—Sandra L. Morris
Assistant Examiner—Nanda Bondade
Attorney, Agent, or Firm—Fenwick & West LLP; A. C. Smith

[57] **CLAIM**

The ornamental design for a combined microphone housing and boom assembly, as shown and described.

DESCRIPTION

FIG. 1 is a front, top, left perspective view of a combined microphone housing and boom assembly showing our new design;

FIG. 2 is a top plan view thereof;

FIG. 3 is a front elevational view thereof;

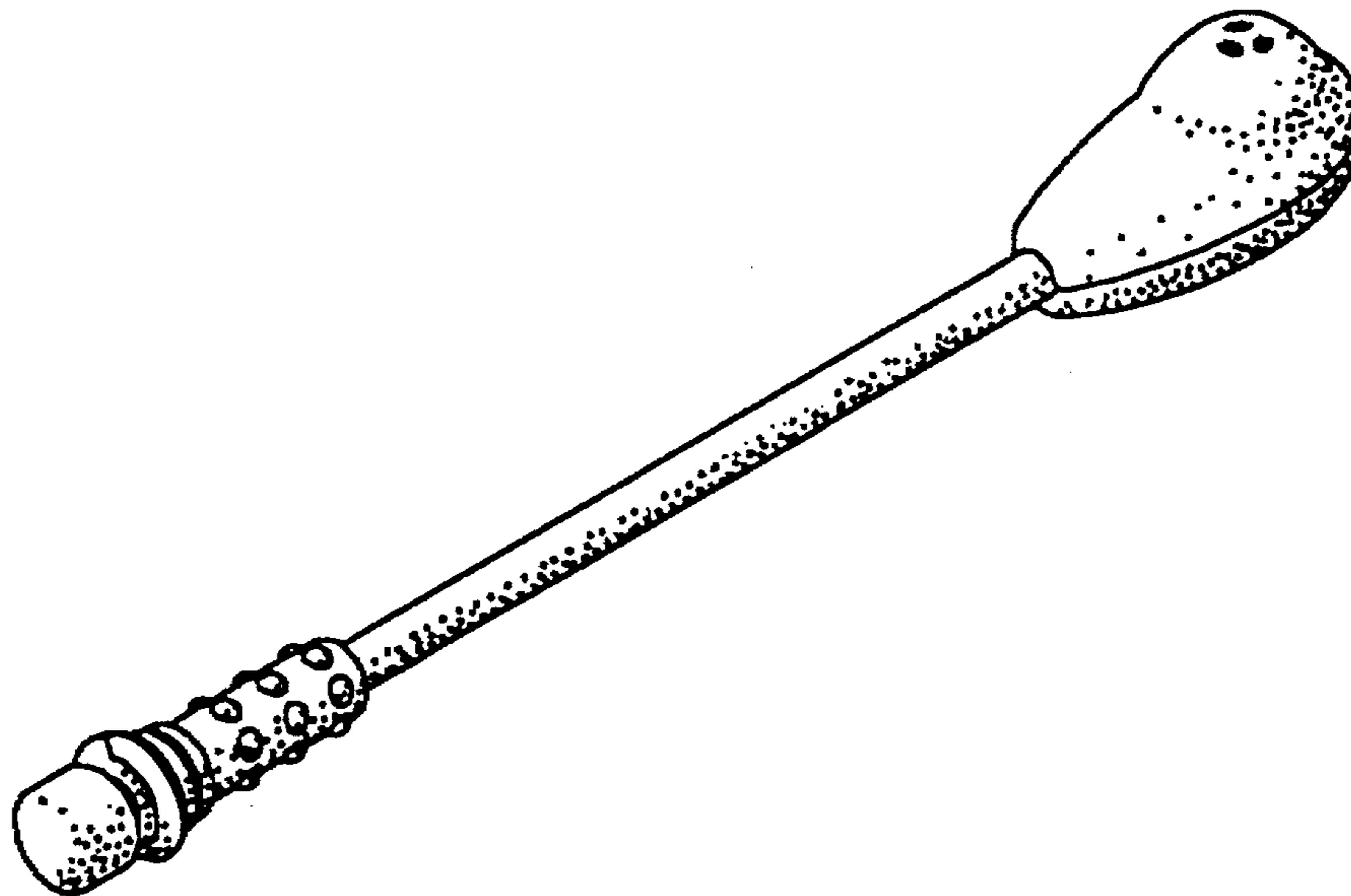
FIG. 4 is a right side elevational view thereof, the left side view being a mirror image;

FIG. 5 is a back elevational view thereof;

FIG. 6 is a bottom plan view thereof; and,

FIG. 7 is a perspective view thereof, the broken line showing the communication headset is for illustrative purposes only and forms no part of the claimed design.

1 Claim, 3 Drawing Sheets



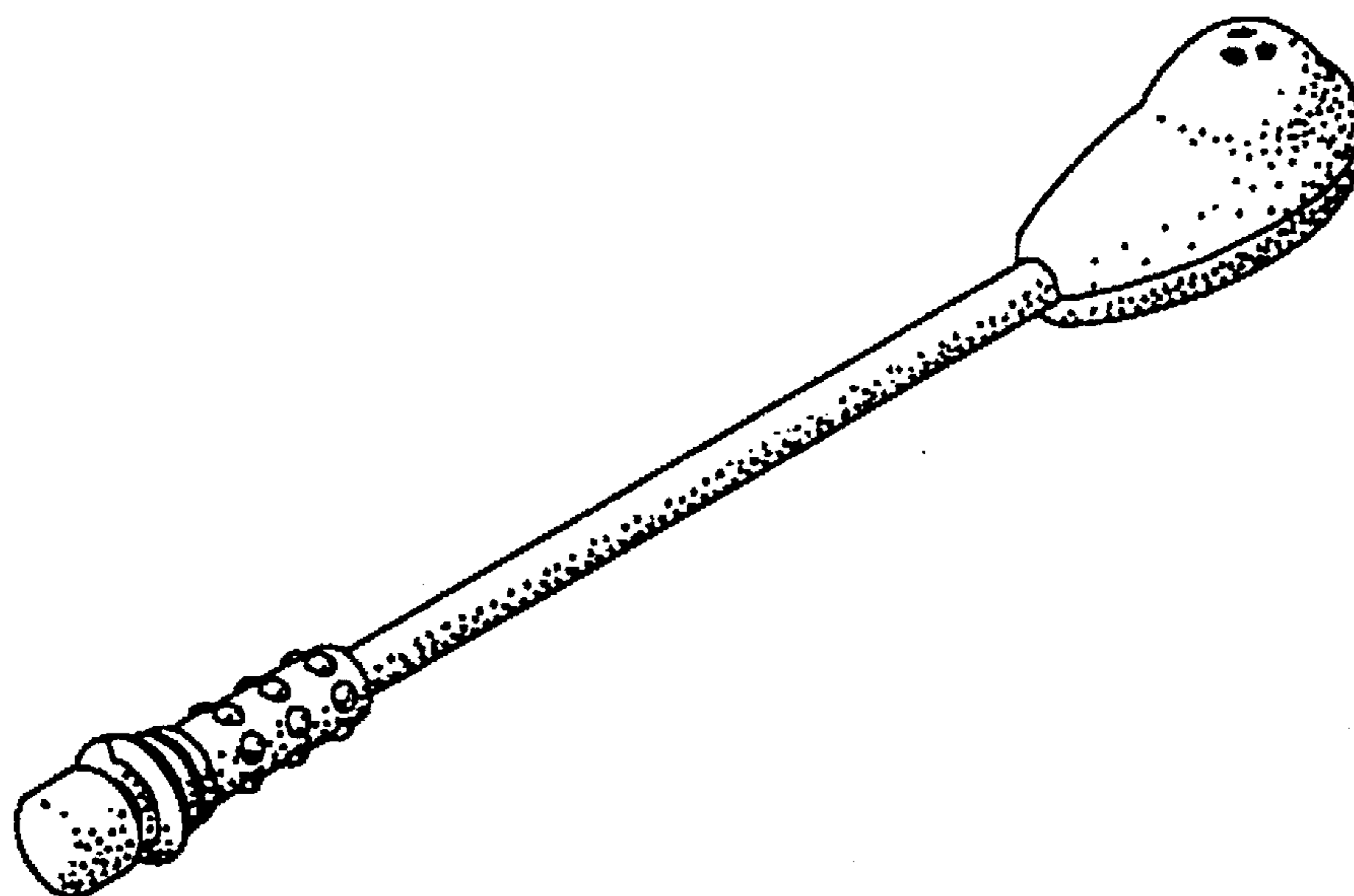


FIG. 1




FIG. 2

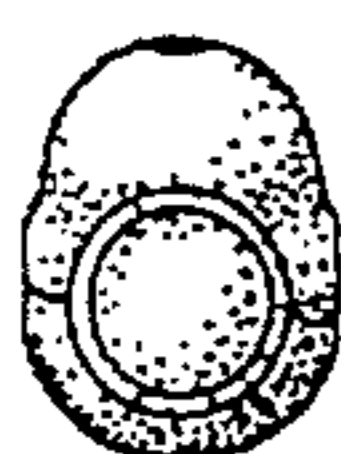


FIG. 3




FIG. 4



FIG. 5

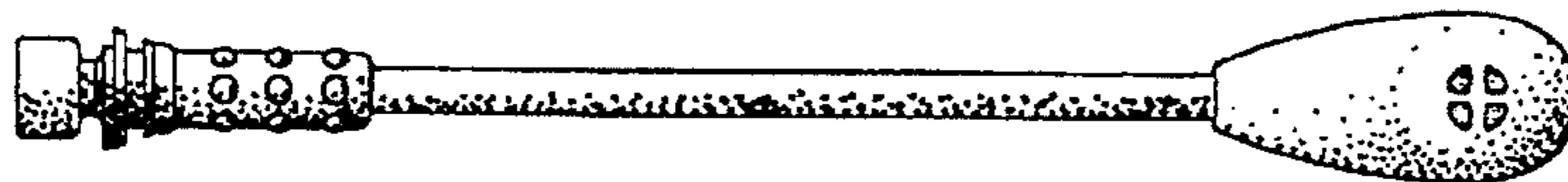


FIG. 6

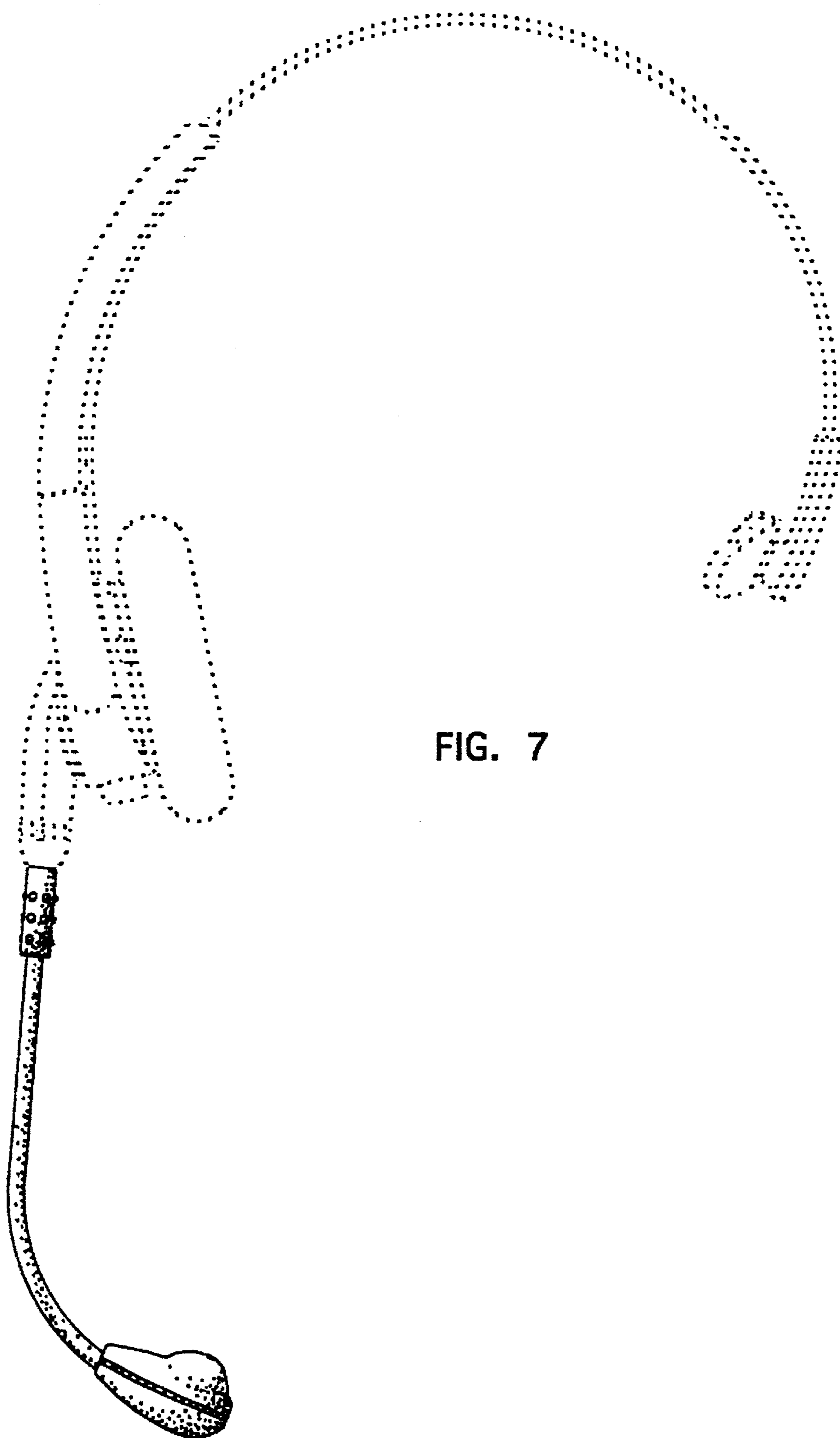


FIG. 7