



US00D379985S

United States Patent [19]

Biasotti et al.

[11] Patent Number: **Des. 379,985**

[45] Date of Patent: ****Jun. 17, 1997**

[54] **PAGER**

D. 352,035 11/1994 Townsend et al. D14/191
D. 357,252 4/1995 Scheid et al. D14/191

[75] Inventors: **Mark Biasotti**, San Jose; **Michael John Nuttall**, Portola Valley, both of Calif.; **John Henry Schaffeld**, New Vernon; **Jose Antonio Sosa**, Hackettstown, both of N.J.

Primary Examiner—Sandra L. Morris
Assistant Examiner—Nanda Bondade
Attorney, Agent, or Firm—Samuel R. Williamson

[73] Assignee: **Lucent Technologies Inc.**, Murray Hill, N.J.

[57] **CLAIM**

The ornamental design for a pager, as shown and described.

[**] Term: **14 Years**

DESCRIPTION

[21] Appl. No.: **33,028**

[22] Filed: **Jan. 4, 1995**

[51] LOC (6) Cl. **14-03**

[52] U.S. Cl. **D14/191**

[58] Field of Search D14/124, 188,
D14/191, 192, 299; 340/311.1; 455/38.1-38.4,
90, 92, 100, 128, 344

FIG. 1 is a top, front and right side perspective view of a pager showing our new design;
FIG. 2 is a front elevation thereof;
FIG. 3 is a rear elevation thereof;
FIG. 4 is a left side elevation thereof;
FIG. 5 is a right side elevation thereof;
FIG. 6 is a top plan view thereof; and,
FIG. 7 is a bottom plan view thereof.

[56] **References Cited**

U.S. PATENT DOCUMENTS

D. 339,348 9/1993 Kuroda et al. D14/191

1 Claim, 2 Drawing Sheets




FIG. 1




FIG. 2

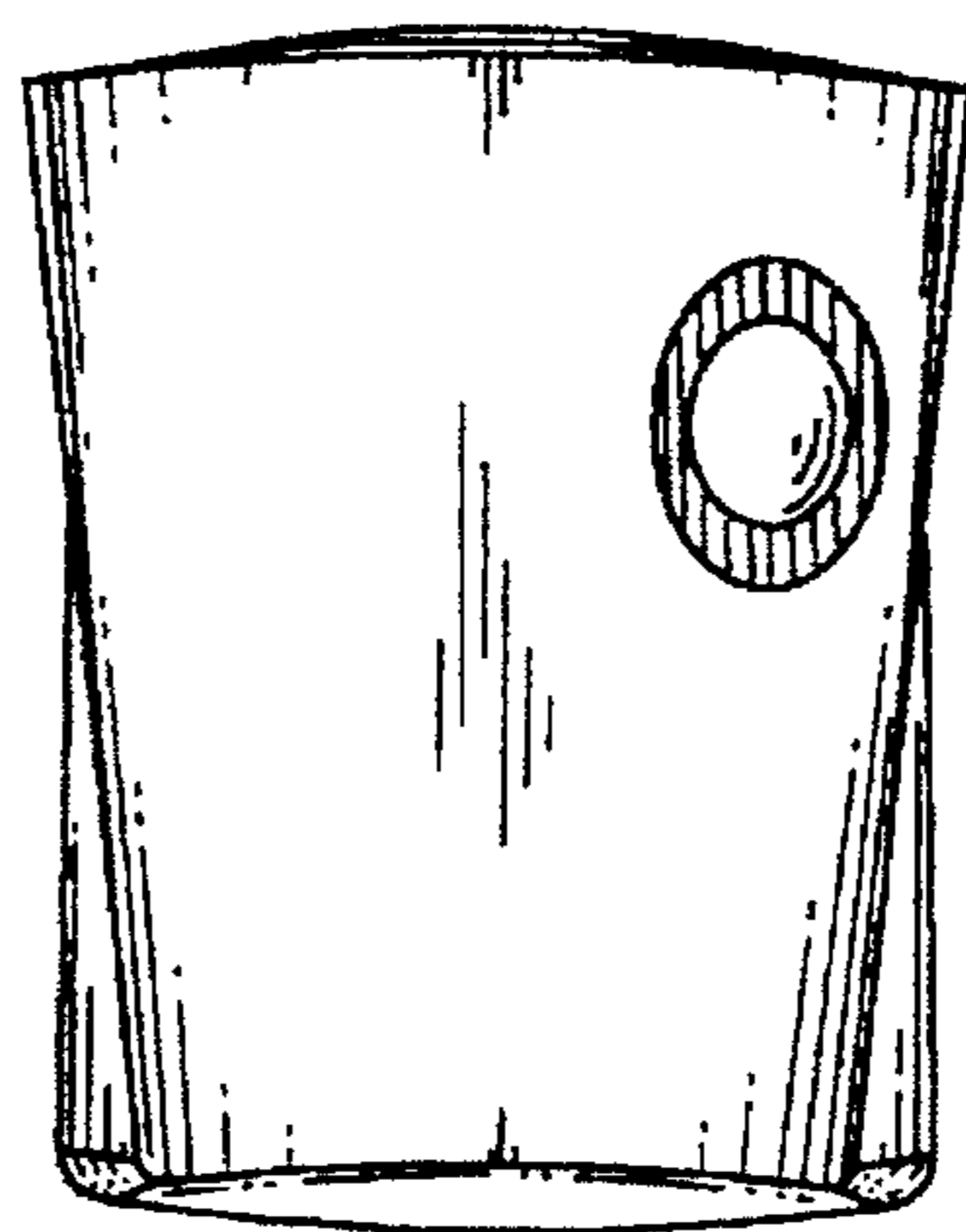


FIG. 3

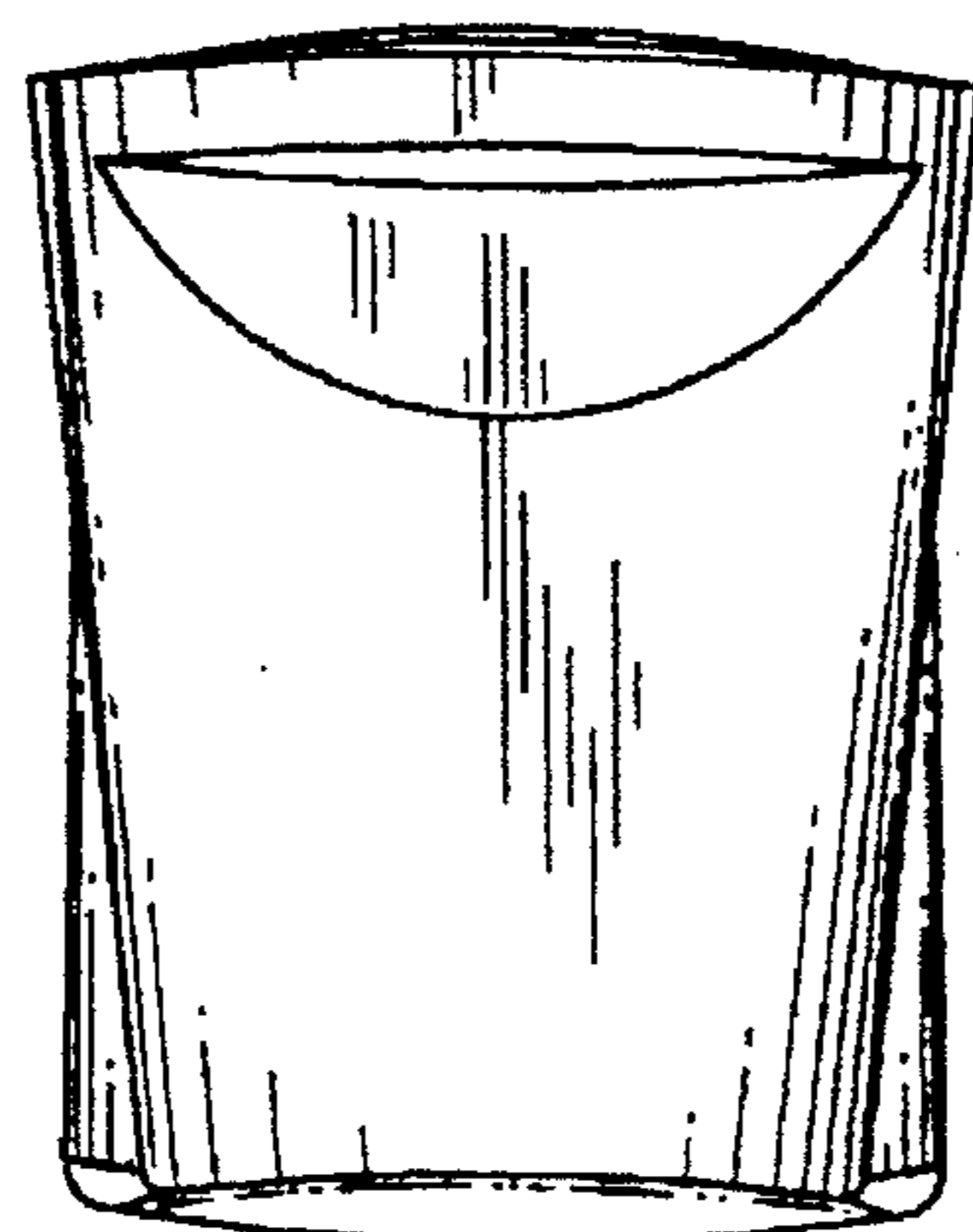


FIG. 4

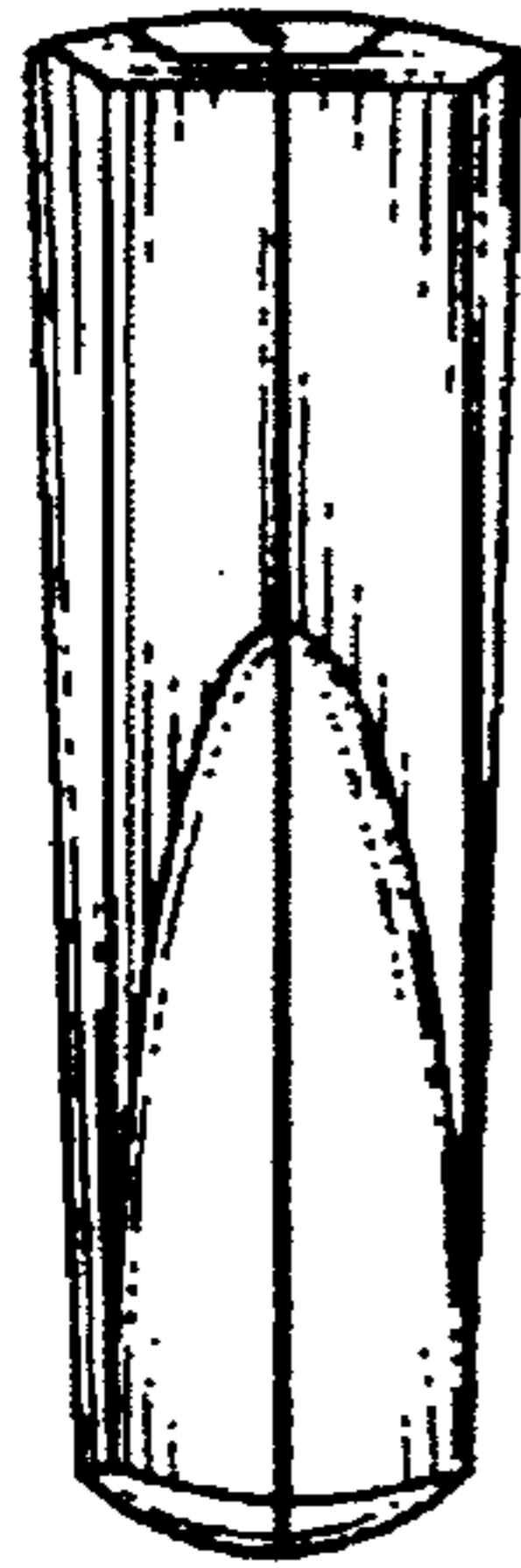


FIG. 5



FIG. 6

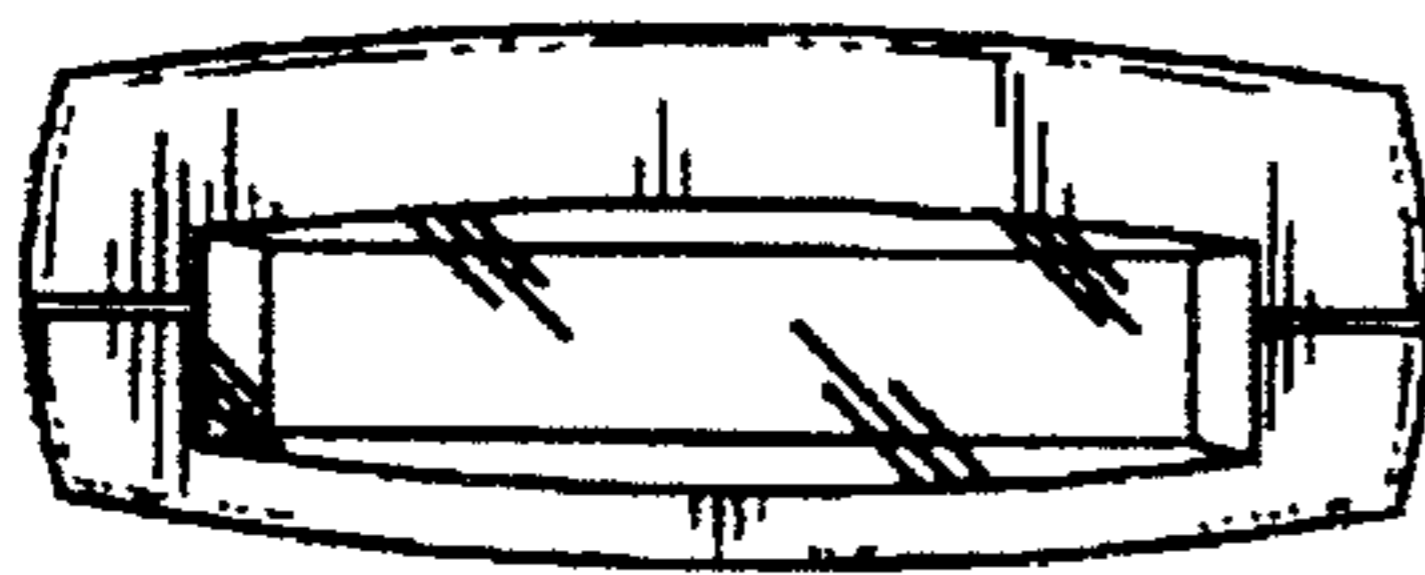


FIG. 7

