



US00D379979S

# United States Patent [19]

[11] Patent Number: **Des. 379,979**

Shim et al.

[45] Date of Patent: **\*\*Jun. 17, 1997**

[54] **VIDEO TAPE RECORDER**

D. 338,198 8/1993 Ogasawara ..... D14/136  
D. 355,654 2/1995 Koulopoulos ..... D14/124 X

[75] Inventors: **Jae Jin Shim**, Anyang-si; **Kang Hee Cha**, Inchon, both of Rep. of Korea

*Primary Examiner*—Sandra L. Morris  
*Assistant Examiner*—Richelle Shelton  
*Attorney, Agent, or Firm*—Merchant, Gould, Smith, Edell, Welter & Schmidt

[73] Assignee: **LG Electronics, Inc.**, Seoul, Rep. of Korea

[\*\*] Term: **14 Years**

[57] **CLAIM**

[21] Appl. No.: **40,113**

The ornamental design for video tape recorder, as shown and described.

[22] Filed: **Jun. 9, 1995**

**DESCRIPTION**

[30] **Foreign Application Priority Data**

Dec. 20, 1994 [KR] Rep. of Korea ..... 27389/1994

FIG. 1 is a perspective view of a video tape recorder showing our new design;  
FIG. 2 is a front elevational view thereof;  
FIG. 3 is a rear elevational view thereof;  
FIG. 4 is a left-side elevational view thereof;  
FIG. 5 is a right-side elevational view thereof;  
FIG. 6 is a top plan view thereof;  
FIG. 7 is a bottom plan view thereof; and,  
FIG. 8 is a perspective view thereof, shown in use.

[51] LOC (6) Cl. .... **14-01**

[52] U.S. Cl. .... **D14/135**

[58] Field of Search ..... D14/124, 135,  
D14/136, 156, 239, 299

[56] **References Cited**

**U.S. PATENT DOCUMENTS**

D. 329,050 9/1992 Ito et al. .... D14/156

**1 Claim, 5 Drawing Sheets**

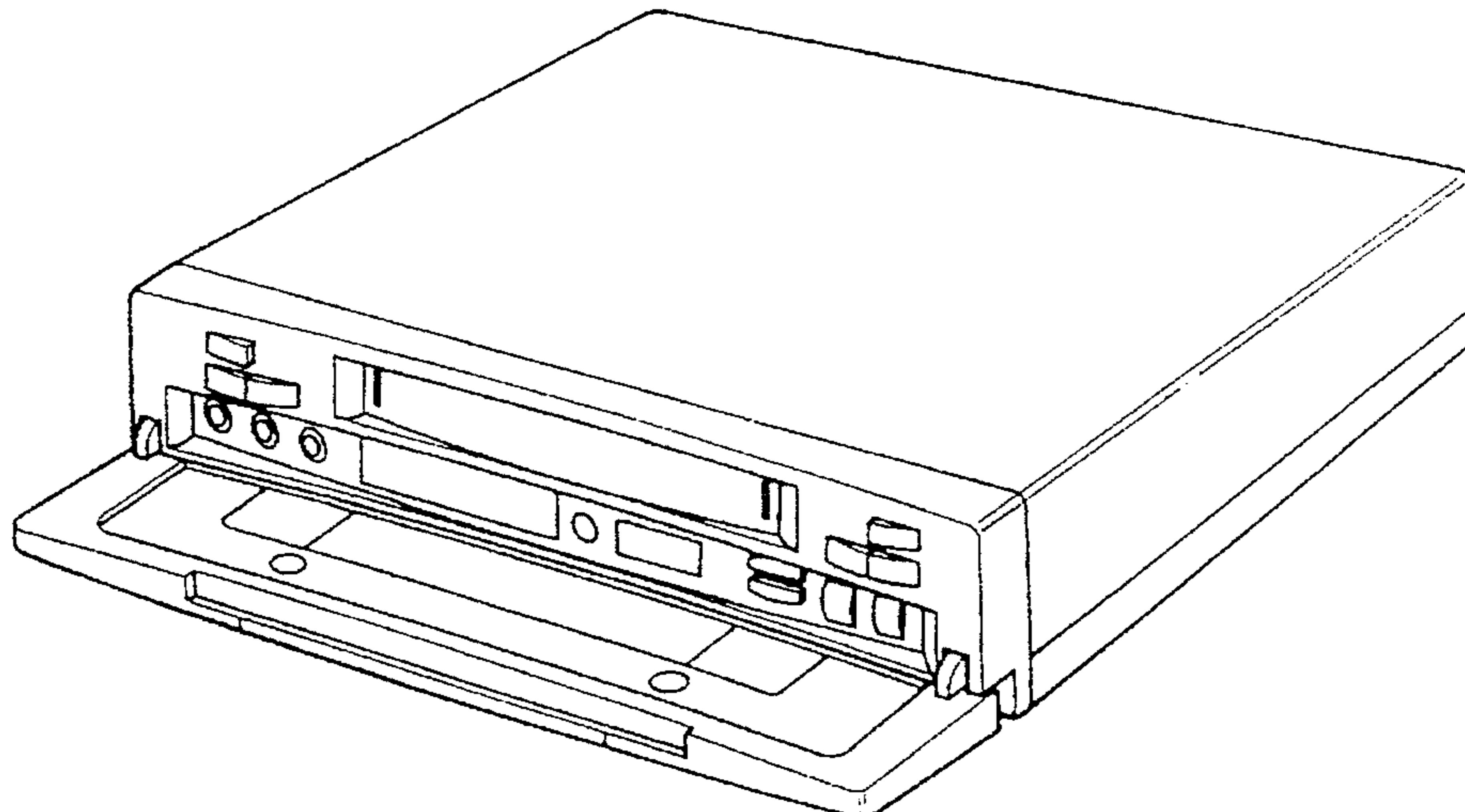
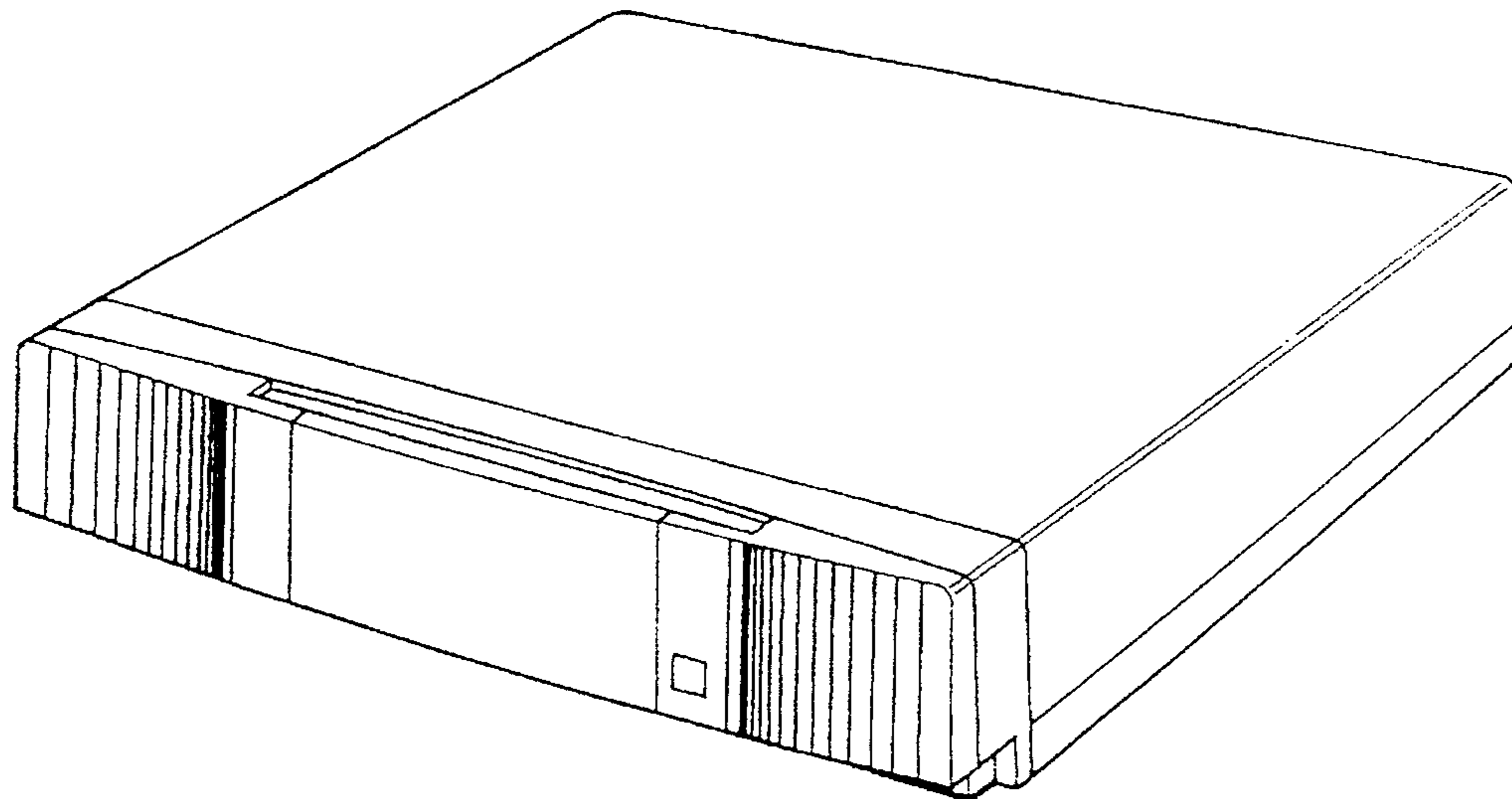


FIG 1

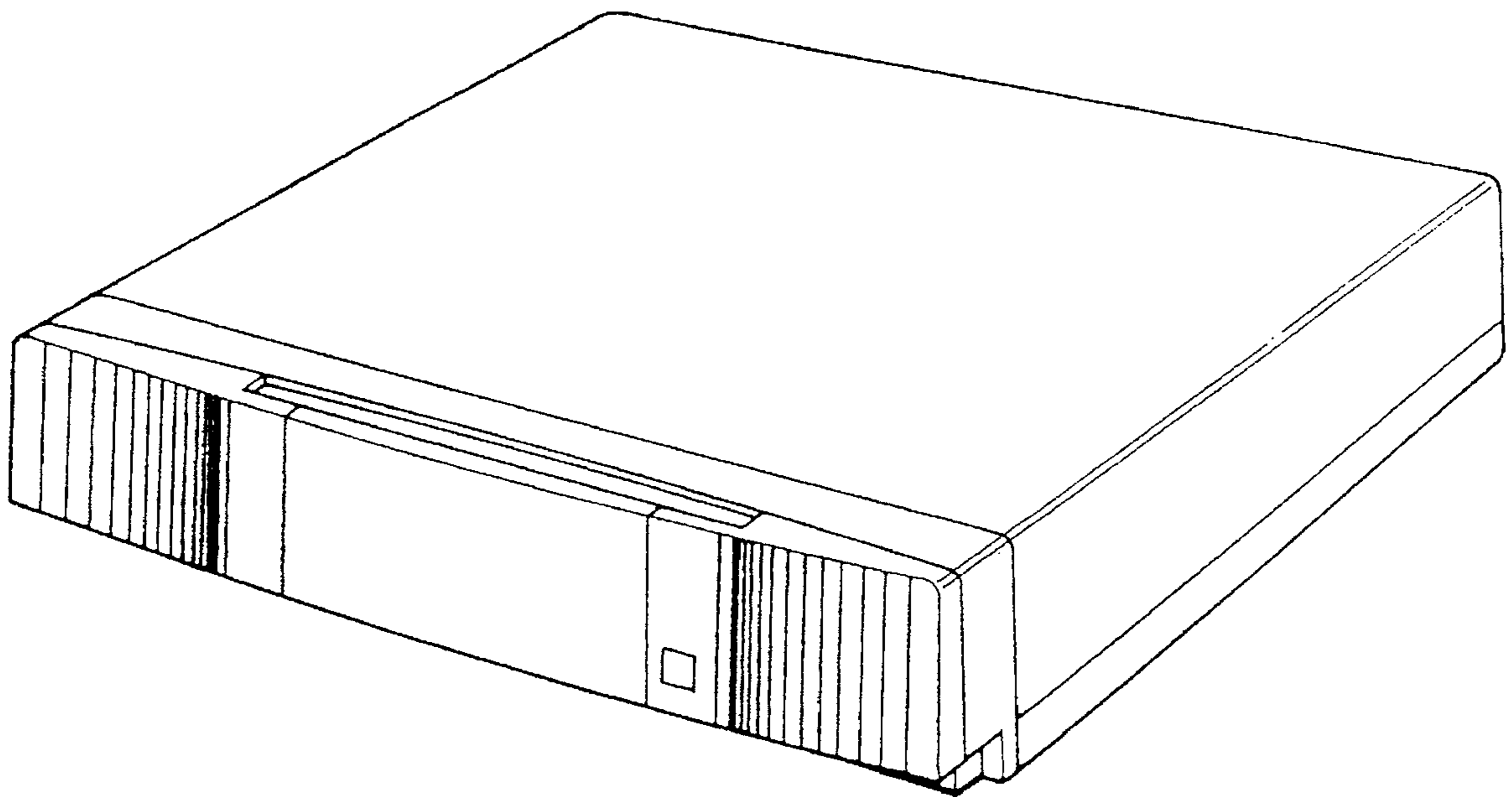


FIG 2




FIG 3




FIG 4




FIG 5




FIG 6




FIG 7

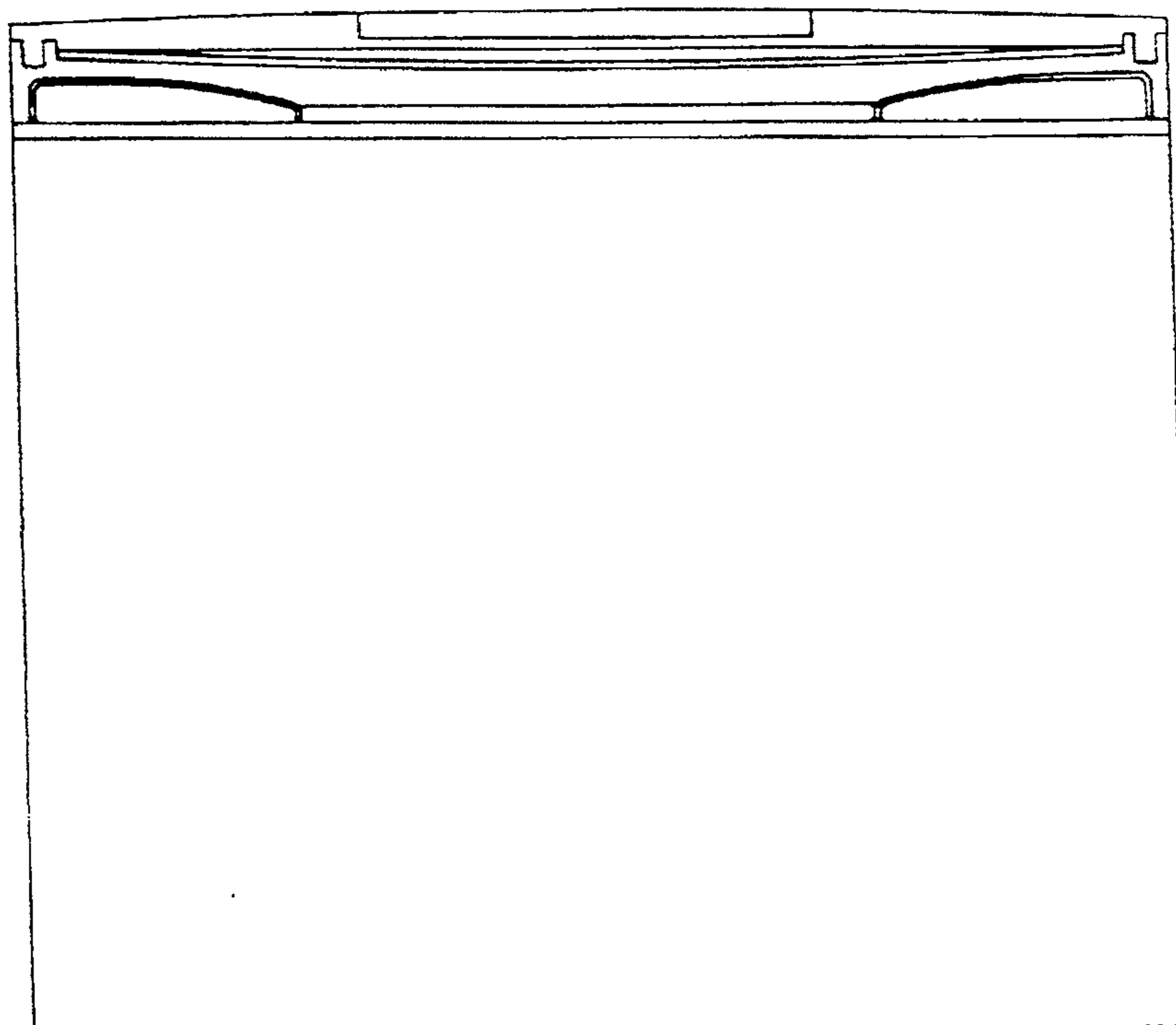


FIG 8

