



US00D379974S

United States Patent [19]
Richardson et al.

[11] **Patent Number: Des. 379,974**
[45] **Date of Patent: **Jun. 17, 1997**

[54] **COMPUTER SYSTEM ENCLOSURE**

D. 345,549 3/1994 Guber et al. D14/102

[75] Inventors: **Adam Richardson**, Menlo Park; **Philip Yurkonis**, Campbell; **Herbert Pfeifer**; **Paul Montgomery**, both of San Francisco, all of Calif.

Primary Examiner—Freda Nunn
Attorney, Agent, or Firm—Blakely Sokoloff Taylor & Zafman LLP

[73] Assignee: **Sun Microsystems, Inc.**, Mountain View, Calif.

[57] **CLAIM**

[**] Term: **14 Years**

The ornamental design for a computer system enclosure, as shown and described.

[21] Appl. No.: **53,088**

DESCRIPTION

[22] Filed: **Apr. 16, 1996**

FIG. 1 is a perspective view taken from the top front and right side of a computer system enclosure showing our new design;

[51] **LOC (6) Cl.** **14-02**

[52] **U.S. Cl.** **D14/102**

FIG. 2 is a top plan view thereof;

[58] **Field of Search** D14/100, 102, D14/107-109; D13/162, 184, 199; D6/432, 436, 445, 448; 312/208.1; 360/99.12; 361/680-695

FIG. 3 is a bottom plan view thereof;

FIG. 4 is a front elevational view thereof;

FIG. 5 is a rear elevational view thereof; and,


FIG. 6 is a left side elevational view thereof.

[56] **References Cited**

U.S. PATENT DOCUMENTS

D. 344,493 2/1994 Mousa et al. D14/100

1 Claim, 2 Drawing Sheets






FIG. 1




FIG. 2

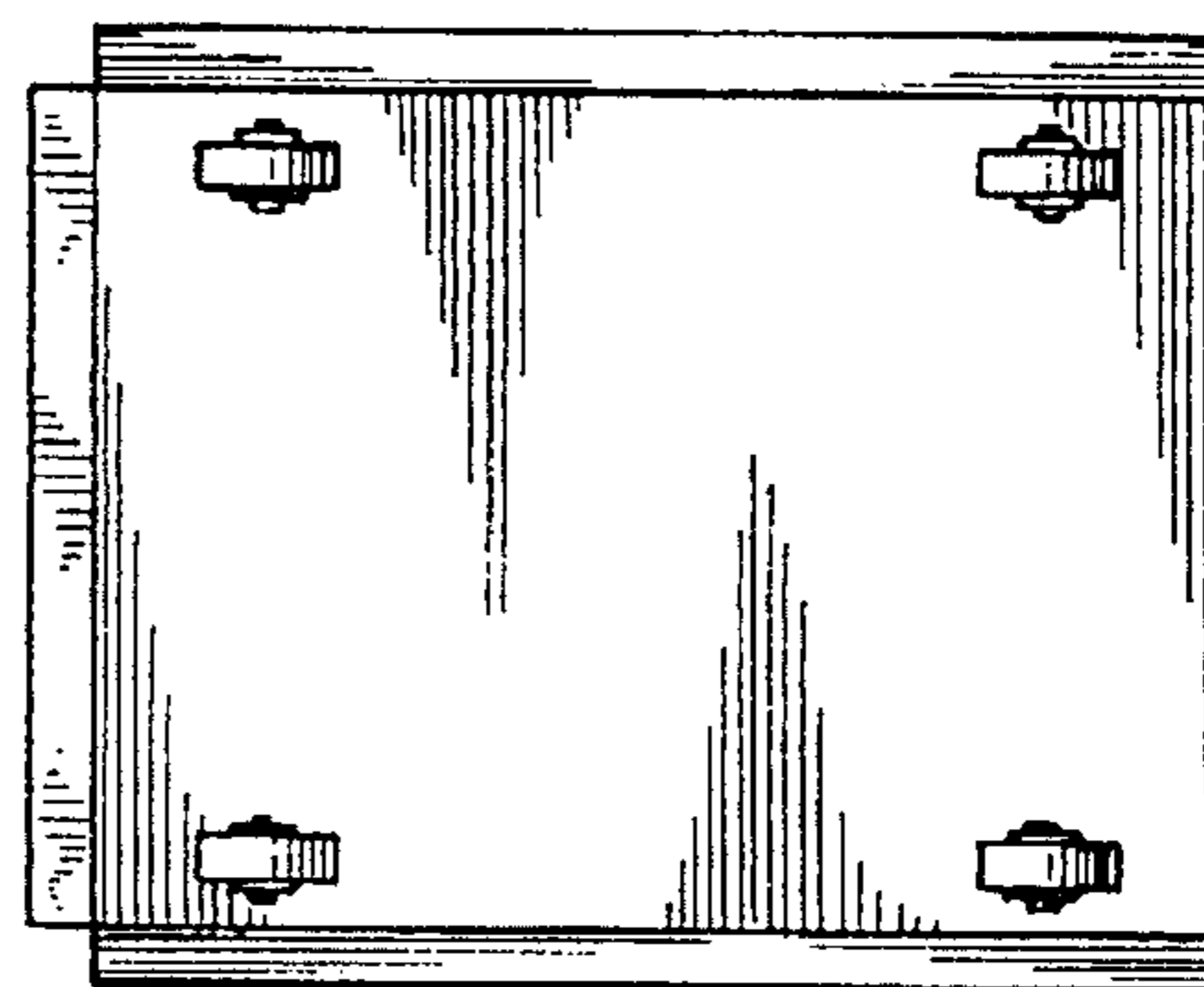


FIG. 3

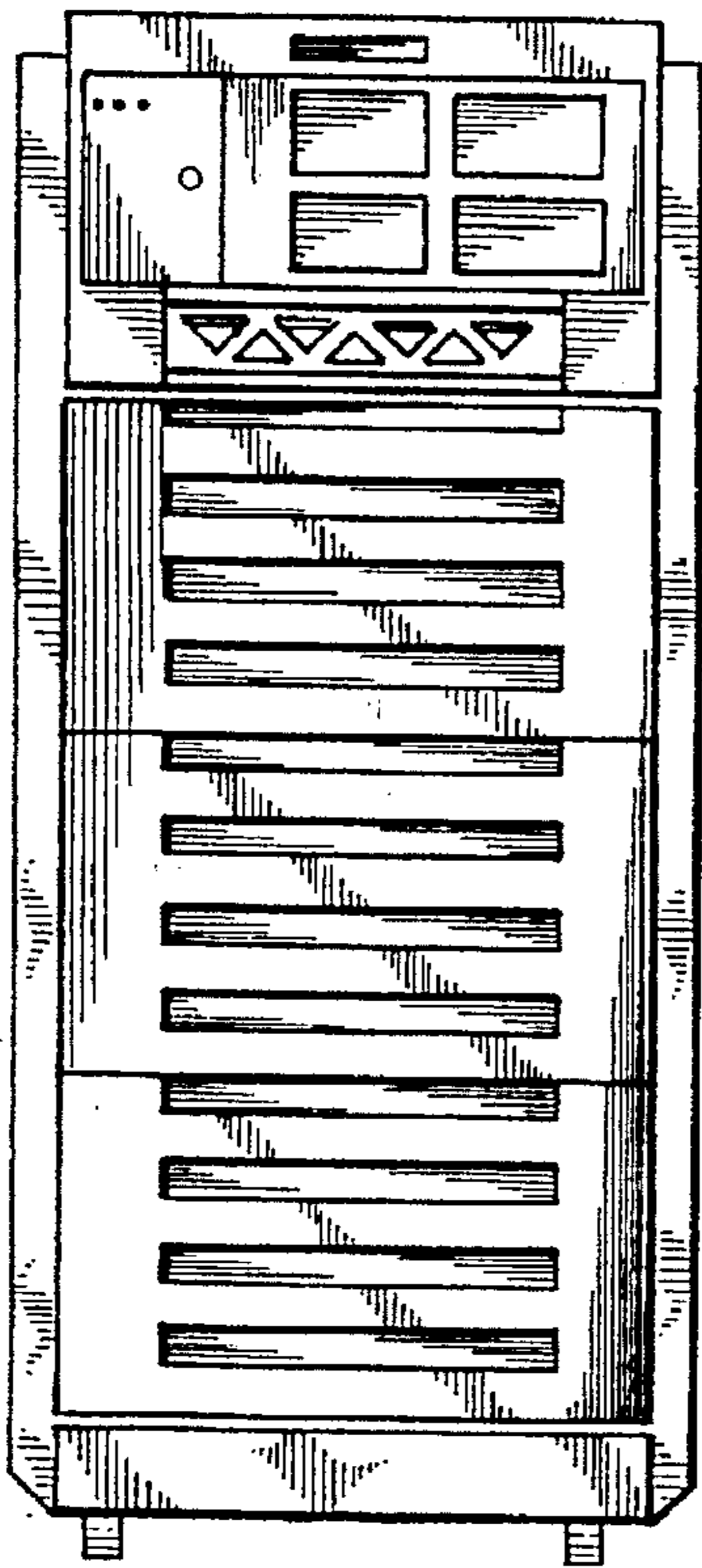


FIG. 4

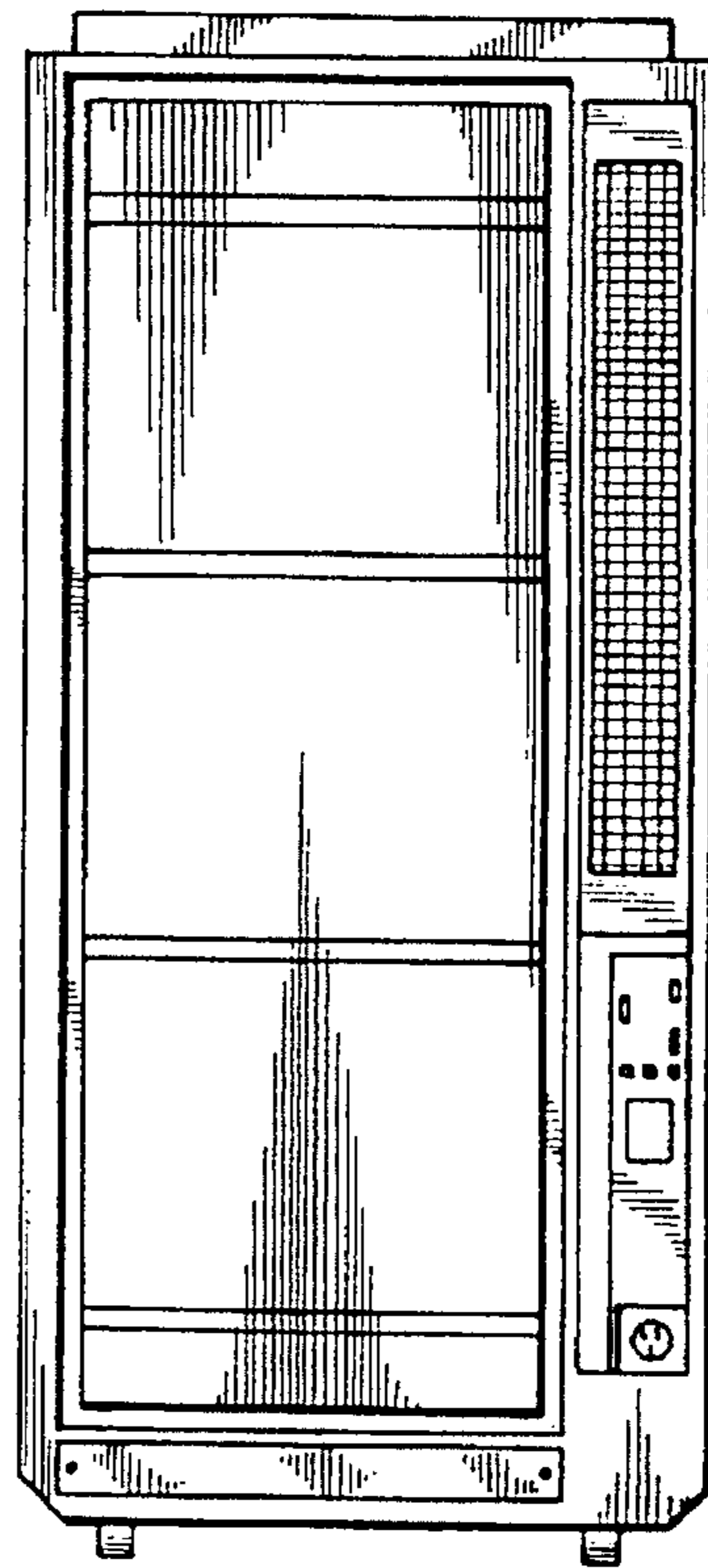


FIG. 5




FIG. 6