



US00D379957S

United States Patent [19]
Streffling

[11] **Patent Number: Des. 379,957**

[45] **Date of Patent: **Jun. 17, 1997**

[54] **WINDOW SHROUD FOR A PASSENGER VAN**

[75] **Inventor: Richard W. Streffling, Elkhart, Ind.**

[73] **Assignee: Glaval Corporation, Elkhart, Ind.**

[**] **Term: 14 Years**

[21] **Appl. No.: 45,911**

[22] **Filed: Nov. 2, 1995**

[51] **LOC (6) Cl. 12-16**

[52] **U.S. Cl. D12/183**

[58] **Field of Search D12/181, 182,
D12/183; 454/128, 131, 130, 134, 135;
296/180.1, 91, 97.8, 95.1, 97.1, 97.6, 97.11,
97.12; D6/546, 549; D8/363; 160/370.21,
371, 105, 354, DIG. 3**

[56] **References Cited**

U.S. PATENT DOCUMENTS

D. 148,831	2/1948	Wagner	D12/190
D. 231,216	4/1974	Klones	D12/181
2,034,342	3/1936	Hay	D12/181 X
2,468,439	4/1949	Gregorius	454/131
4,934,754	6/1990	Cioffi	296/180.1 X

OTHER PUBLICATIONS

D&W Bestell Catalog, p. No. 769 1994.

Primary Examiner—Louis S. Zarfes

Assistant Examiner—Frank Martinez

Attorney, Agent, or Firm—Baker & Daniels


[57] **CLAIM**

An ornamental design for a window shroud for a passenger van, as shown and described.

DESCRIPTION

FIG. 1 is a perspective view of a window shroud for a passenger van illustrating my new design;
FIG. 2 is a front side elevational view thereof;
FIG. 3 is a left end elevational view thereof;
FIG. 4 is a rear side elevational view thereof;
FIG. 5 is a right end elevational view thereof;
FIG. 6 is a bottom plan view thereof;
FIG. 7 is top plan view thereof; and,
FIG. 8 is a perspective view thereof, the dotted line showing of a vehicle is for illustrative purposes only and forms no part of the claimed design.

1 Claim, 5 Drawing Sheets



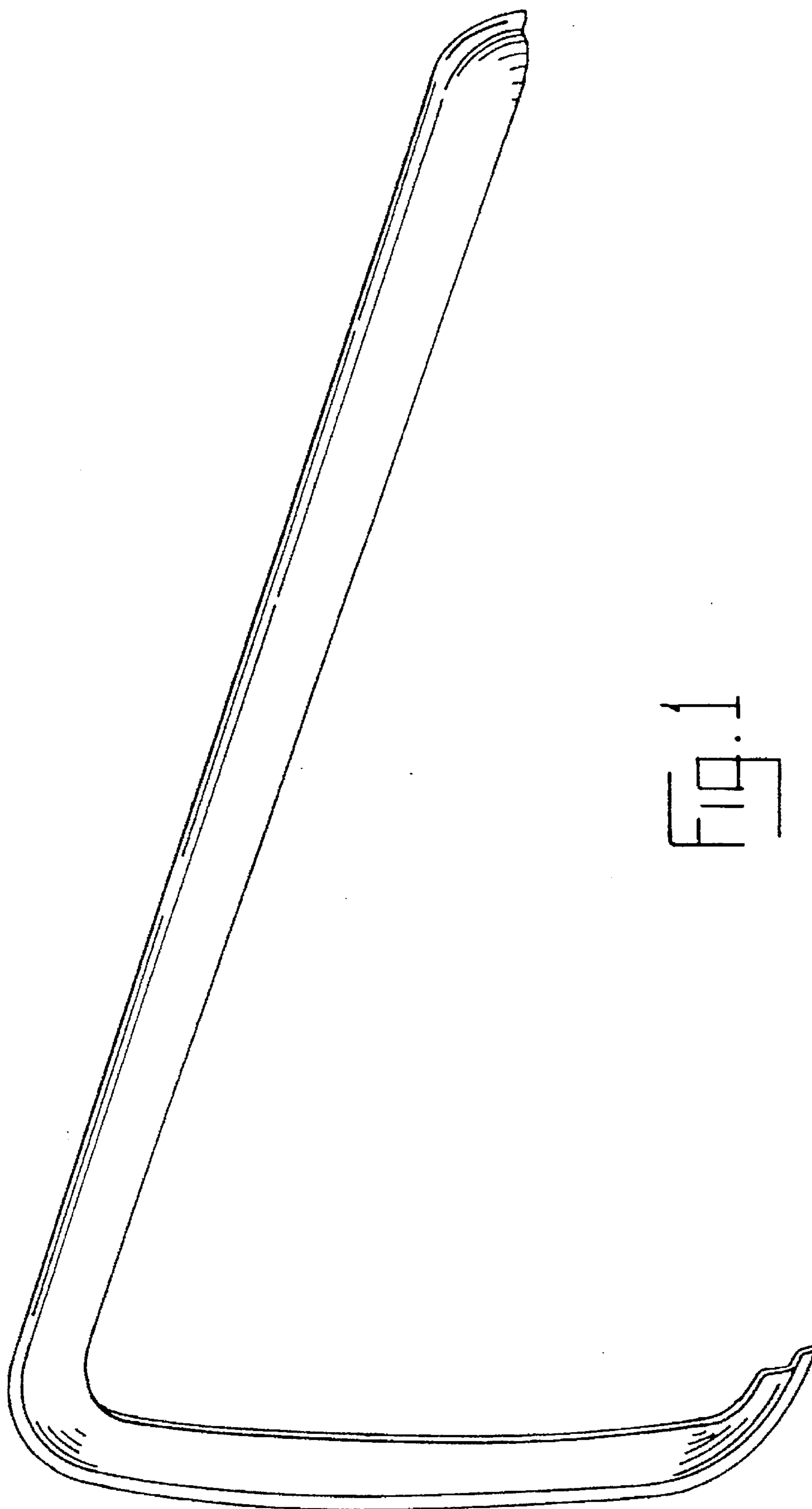


FIG. 1




FIG. 2

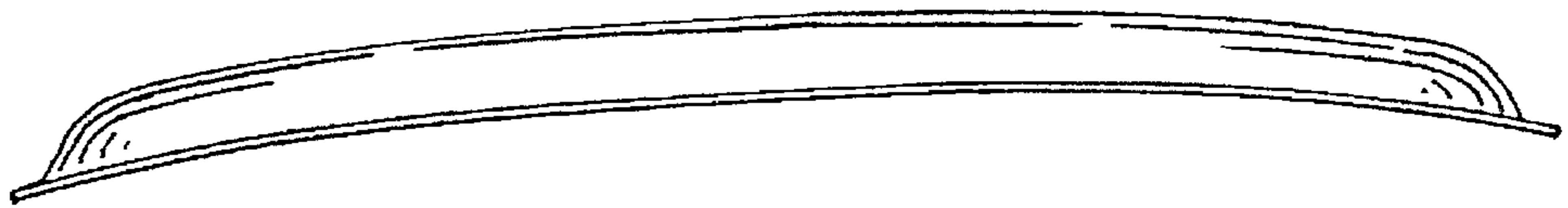


FIG. 3

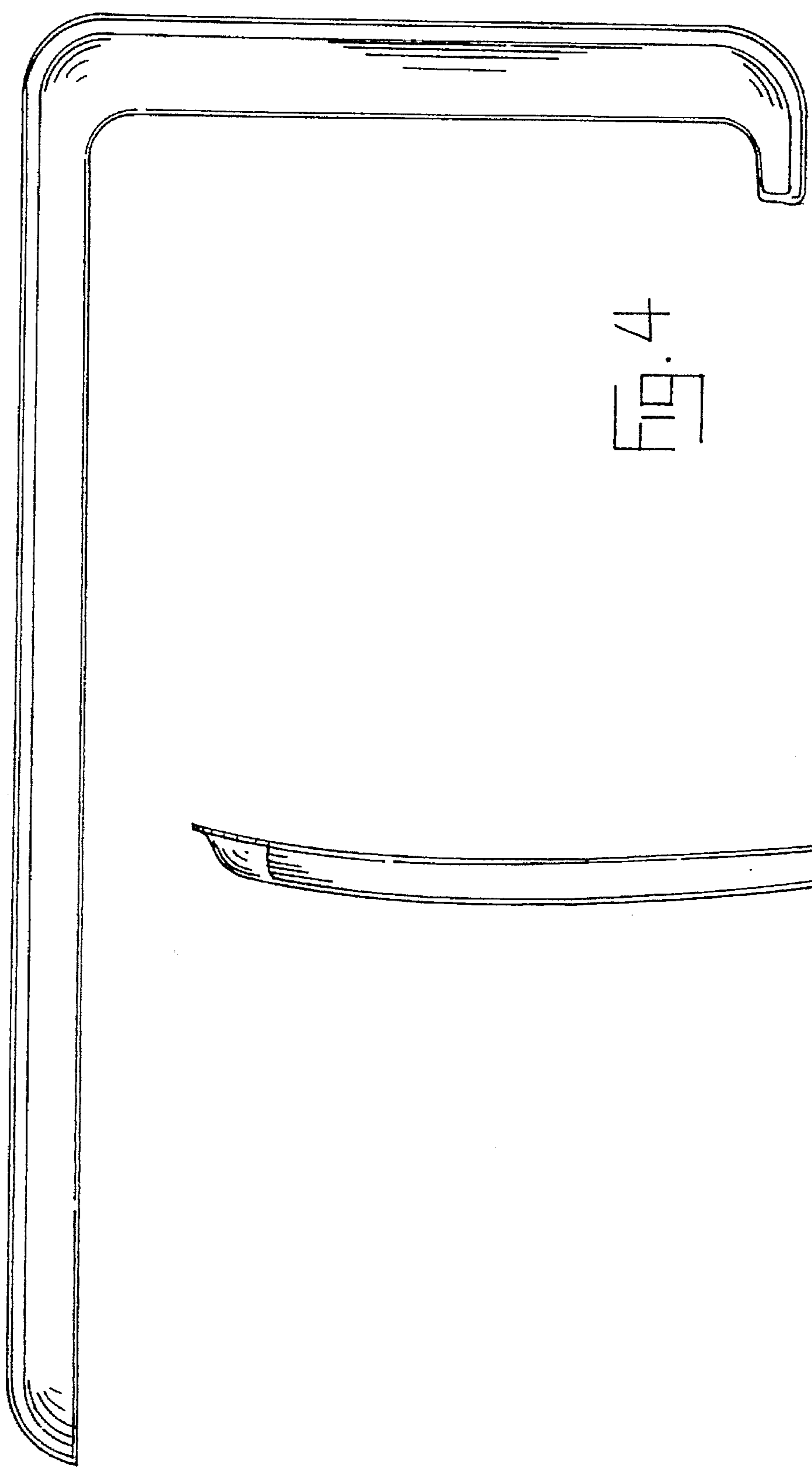


FIG. 4




FIG. 5

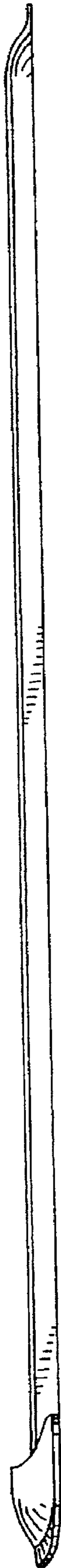


FIG. 6

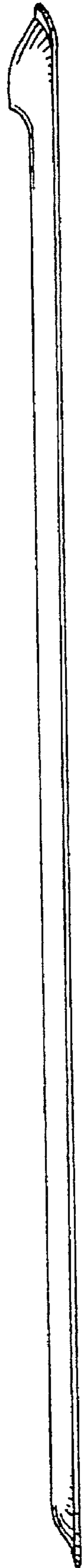


FIG. 7

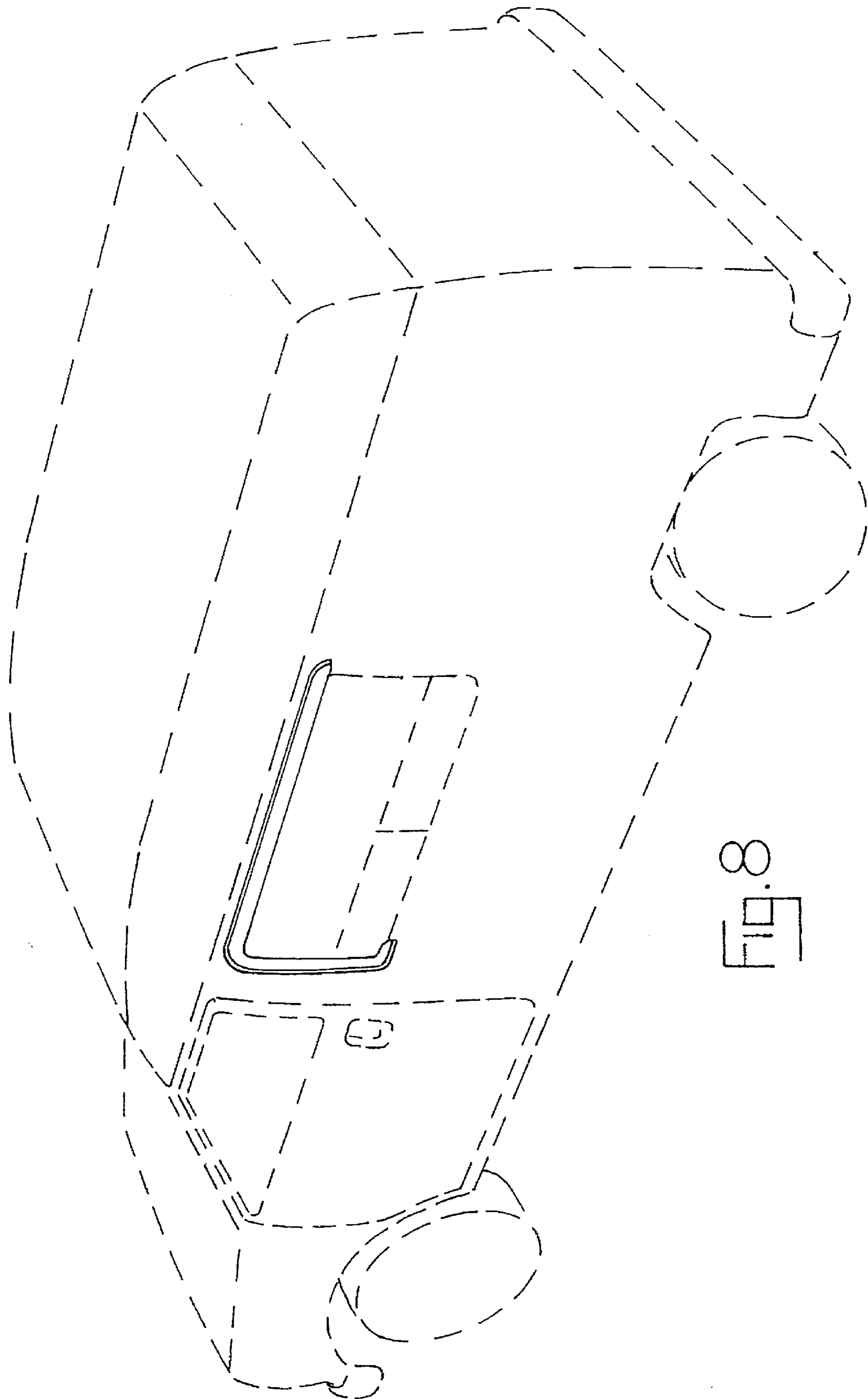


FIG. 8