



US00D379953S

# United States Patent [19]

[11] Patent Number: **Des. 379,953**

Hamamoto et al.

[45] Date of Patent: **\*\*Jun. 17, 1997**

## [54] AUTOMOBILE TIRE

[75] Inventors: **Koya Hamamoto**, Hiratsuka; **Hiroshi Tokizaki**; **Izumi Kuramochi**, both of Tokyo, all of Japan

[73] Assignee: **The Yokohama Rubber Co., Ltd.**, Tokyo, Japan

[\*\*] Term: **14 Years**

[21] Appl. No.: **42,037**

[22] Filed: **Jul. 17, 1995**

### [30] Foreign Application Priority Data

Mar. 10, 1995 [JP] Japan ..... 7-6405

[51] LOC (6) Cl. .... **12-15**

[52] U.S. Cl. .... **D12/147**

[58] Field of Search ..... D12/136, 141, D12/146, 147, 148; 152/209 R, 209 D

### [56] References Cited

#### U.S. PATENT DOCUMENTS

- D. 278,524 4/1985 Molnar et al. .... D12/147
- D. 365,063 12/1995 Lurois et al. .... D12/147

## OTHER PUBLICATIONS

General Ameri\*Trac tire, 1994 *Tread Design Guide*, p. 26.  
Duralon Widetrack Radial Baja A/T tire, 1994 *Tread Design Guide*, p. 84.

*Primary Examiner*—James M. Gandy  
*Assistant Examiner*—Robert Spear  
*Attorney, Agent, or Firm*—Nikaido, Marmelstein, Murray & Oram LLP

## [57] CLAIM

The ornamental design for an automobile tire, as shown and described.

## DESCRIPTION

FIG. 1 is a front view of the automobile tire, showing the new design, the top plan view and the bottom plan view appearing the same as the front view;  
FIG. 2 is a rear view of the automobile tire;  
FIG. 3 is a right-side view of the automobile tire, the left-side view appearing the same as the right-side view;  
FIG. 4 is a fragmentary front view, showing in enlargement the portion of 4—4 in FIG. 1; and,  
FIG. 5 is an enlarged sectional view; taken on line 5—5 of FIG. 4.

**1 Claim, 4 Drawing Sheets**

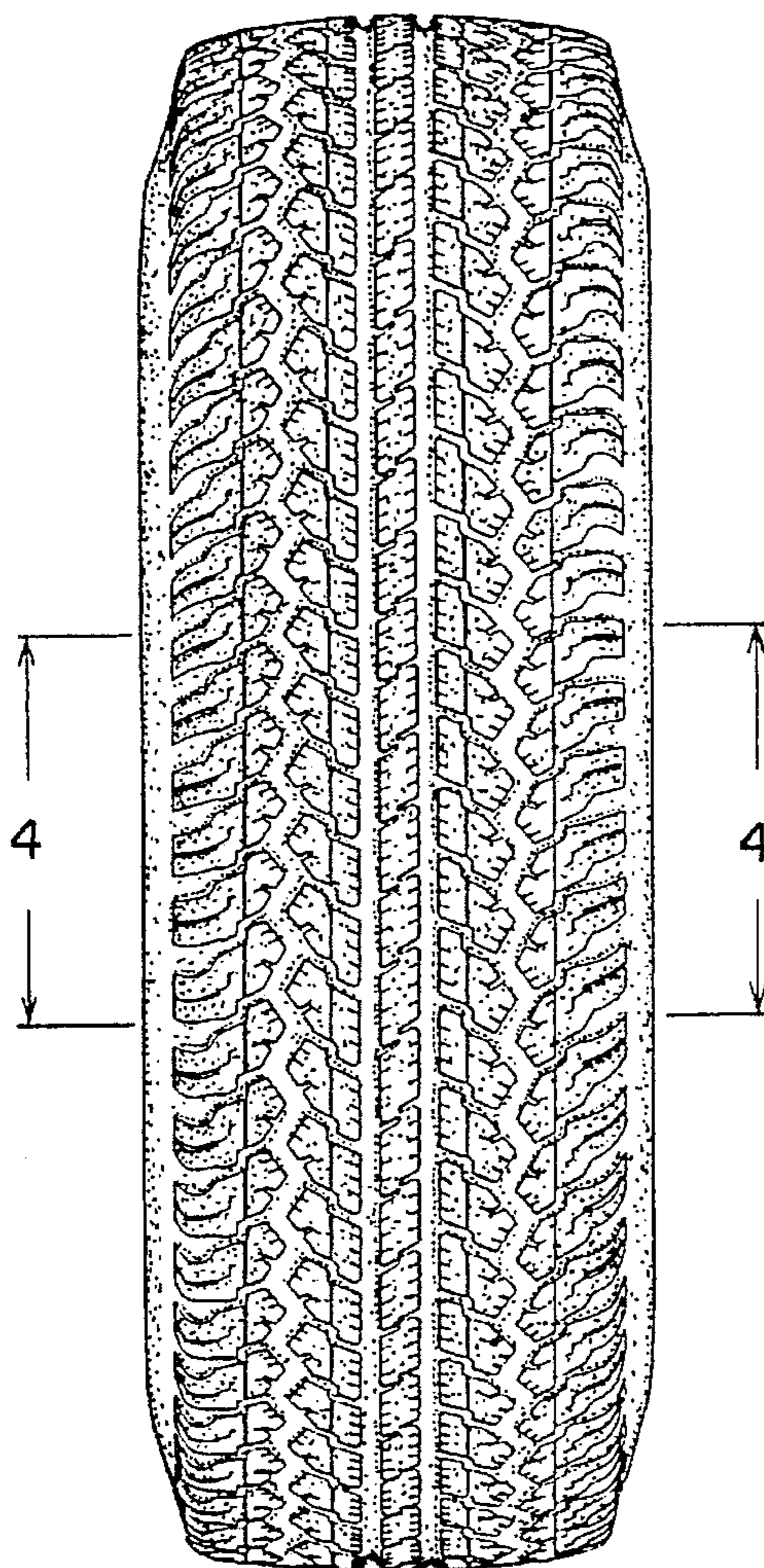
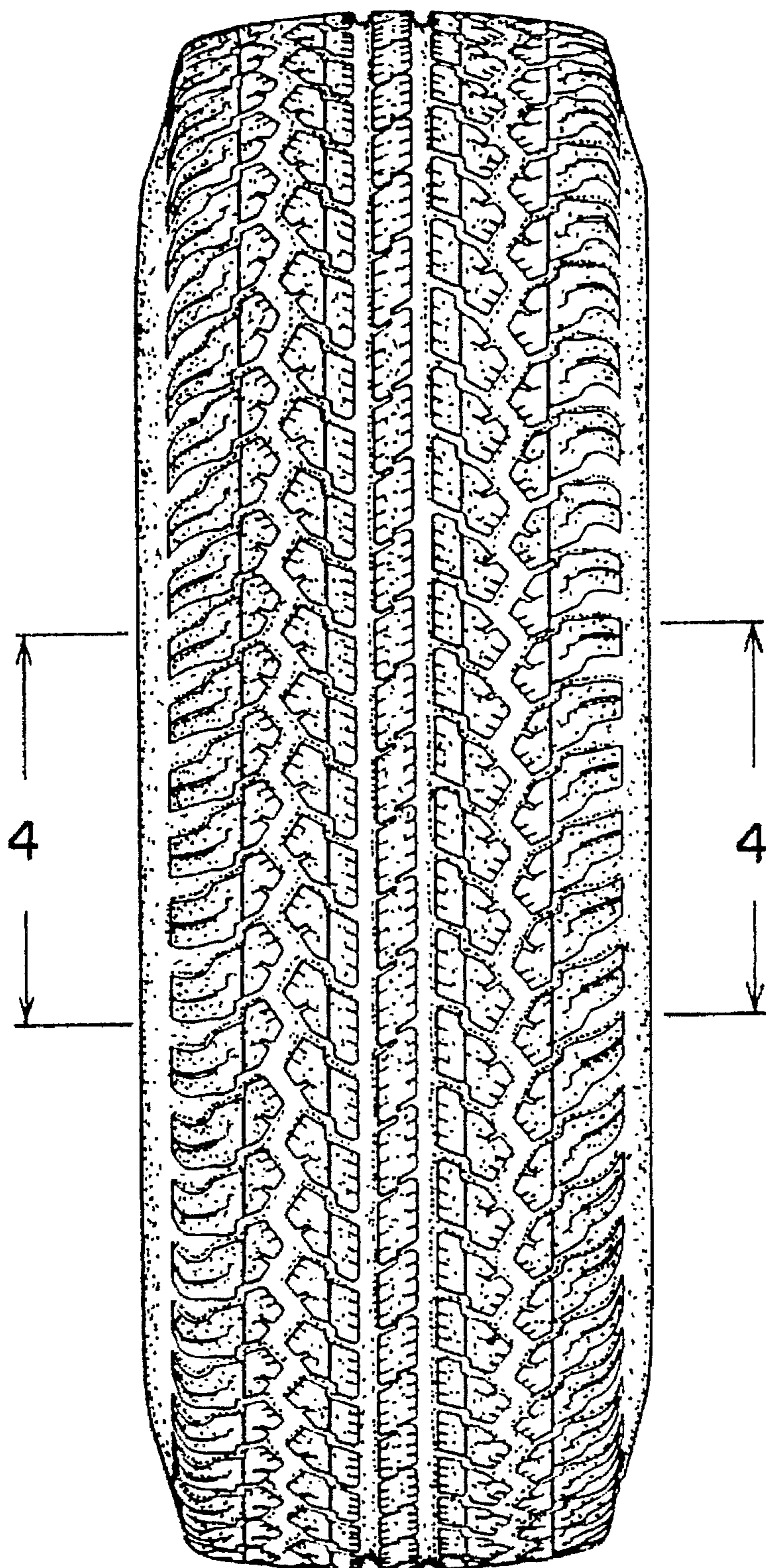





FIG. 1

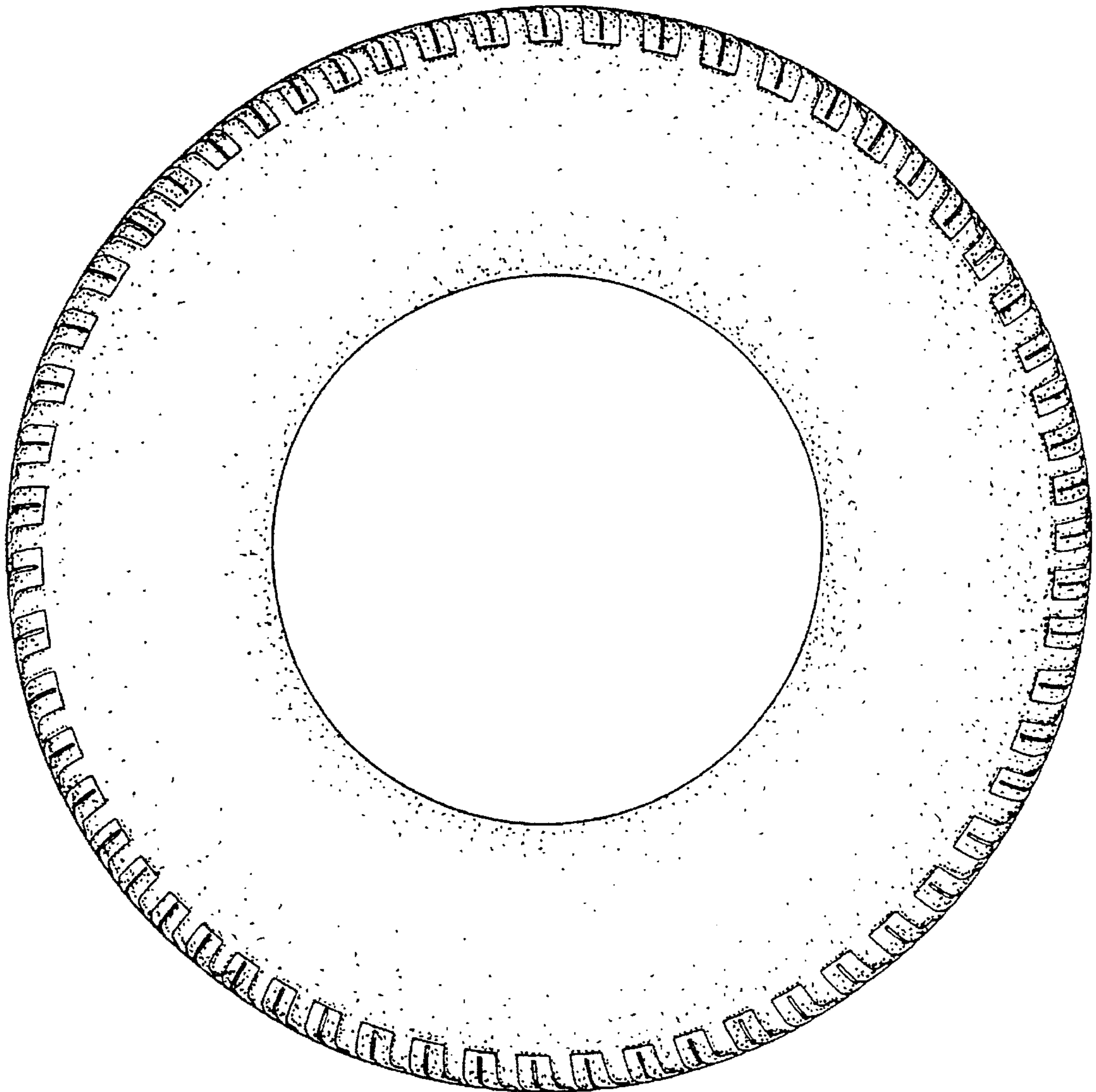


*FIG. 2*

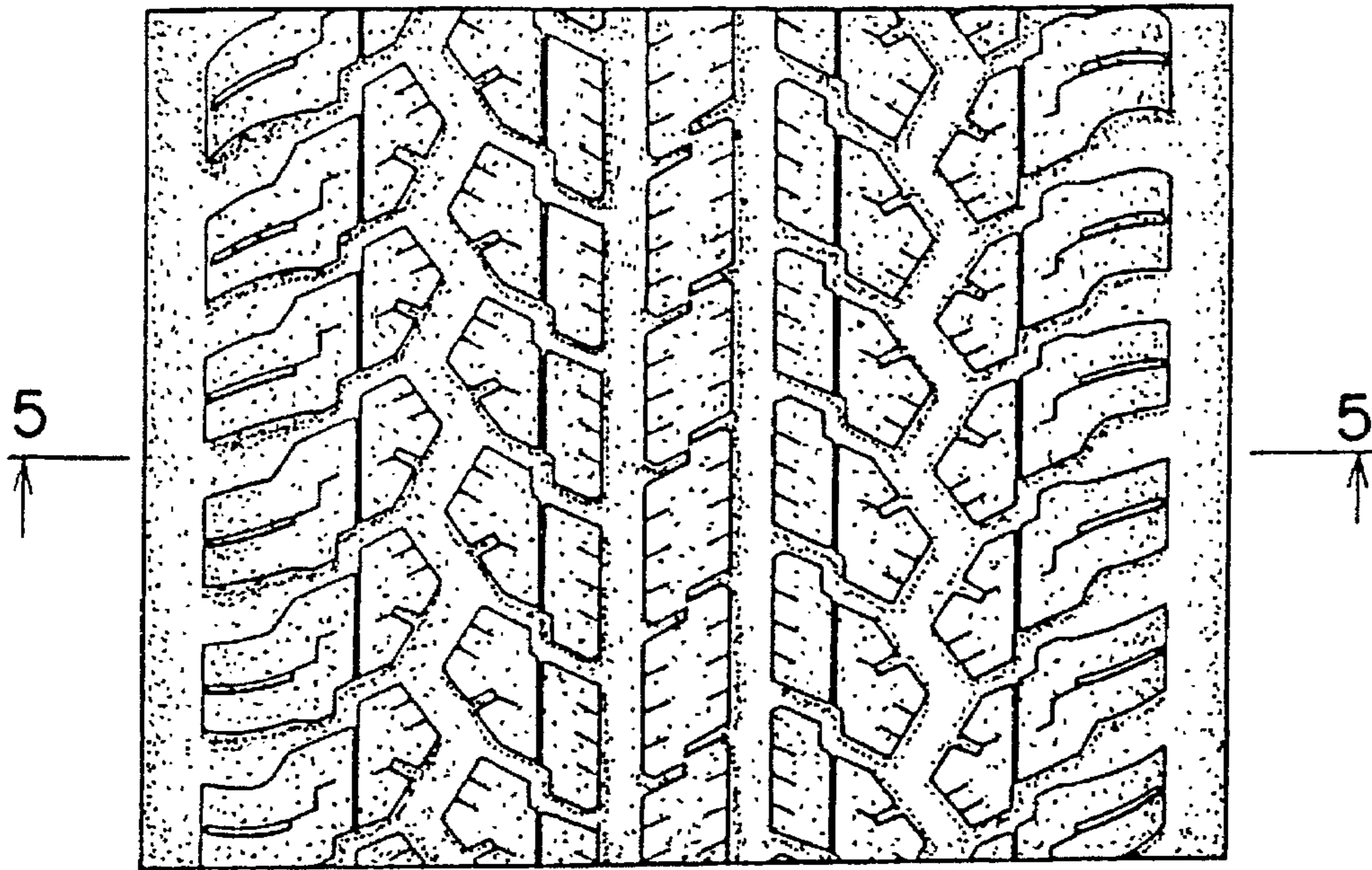




*FIG. 3*



*FIG. 4*



*FIG. 5*

