



US00D379943S

**United States Patent** [19]  
**Kawamura**

[11] **Patent Number: Des. 379,943**  
[45] **Date of Patent: \*\*Jun. 17, 1997**

[54] **PULL TAB FOR SLIDE FASTENER**

[75] **Inventor: Hitomi Kawamura, Toyama-ken, Japan**

[73] **Assignee: YKK Corporation, Tokyo, Japan**

[\*\*] **Term: 14 Years**

[21] **Appl. No.: 46,814**

[22] **Filed: Oct. 23, 1995**

[30] **Foreign Application Priority Data**

Apr. 24, 1995 [JP] Japan ..... 7-11521

[51] **LOC (6) Cl. .... 02-07**

[52] **U.S. Cl. .... D11/221**

[58] **Field of Search ..... D11/200, 201,  
D11/221, 212, 213; 24/381-385, 415-417,  
427-431; D20/22**

[56] **References Cited**

**U.S. PATENT DOCUMENTS**

D. 277,140 1/1985 Abe ..... D11/221

D. 342,663 12/1993 Ebata ..... D11/200

*Primary Examiner—Ralf Seifert*  
*Attorney, Agent, or Firm—Hill, Steadman & Simpson*

[57] **CLAIM**

The ornamental design for a “pull tab for slide fastener”, as shown.

**DESCRIPTION**

FIG. 1 is a front elevationl view of a pull tab for slide fastener showing my new design;  
FIG. 2 is a top plan view;  
FIG. 3 is a bottom plan view;  
FIG. 4 is a left side elevational view;  
FIG. 5 is a right side elevational view;  
FIG. 6 is a cross sectional view taken along the lines 6—6 of FIG. 1; and,  
FIG. 7 is a front elevational view shown attached to a slider body, the broken line showing of a slider body is for illustrative purposes only and forms no part of the claimed design.

**1 Claim, 2 Drawing Sheets**

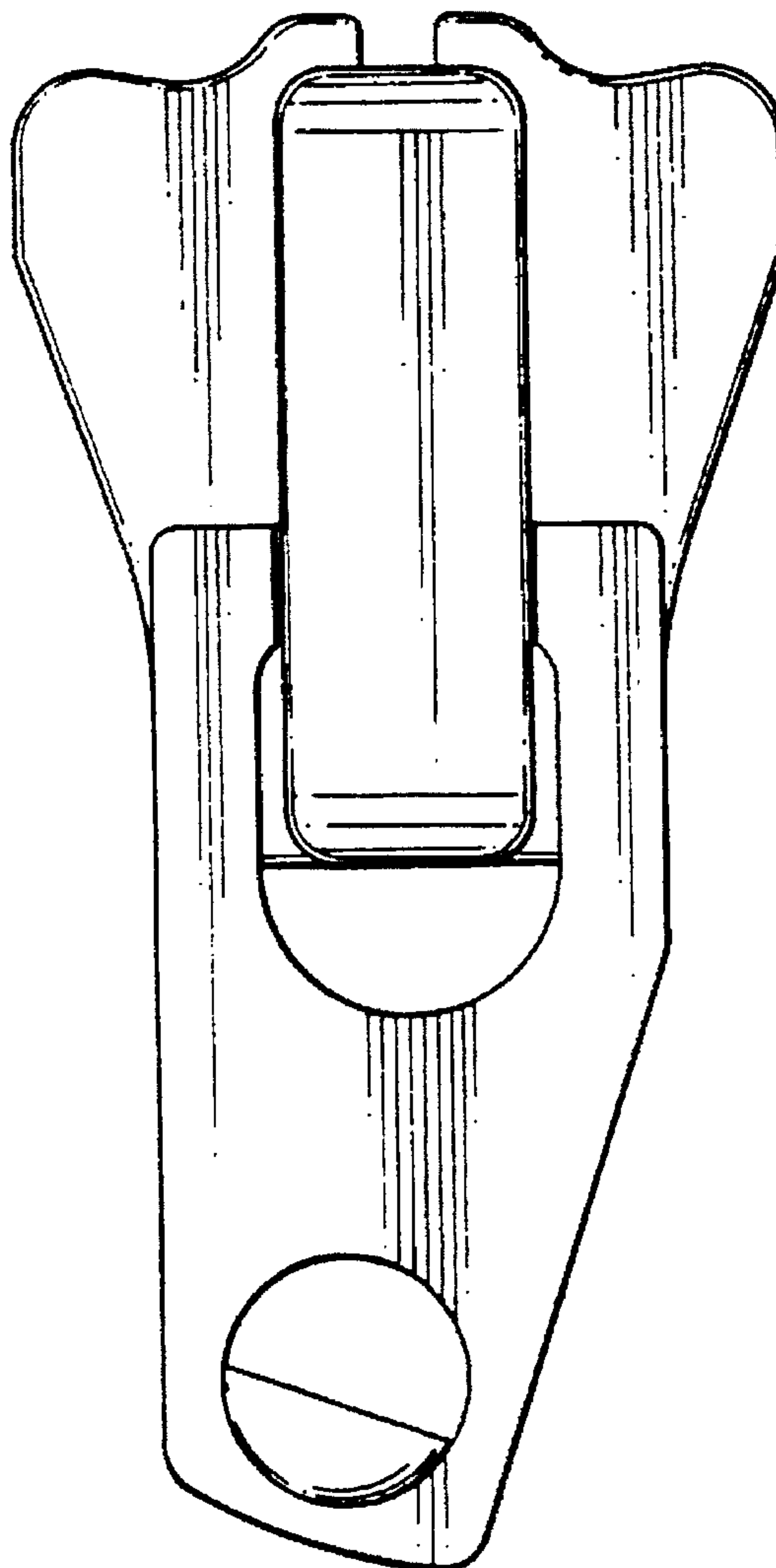
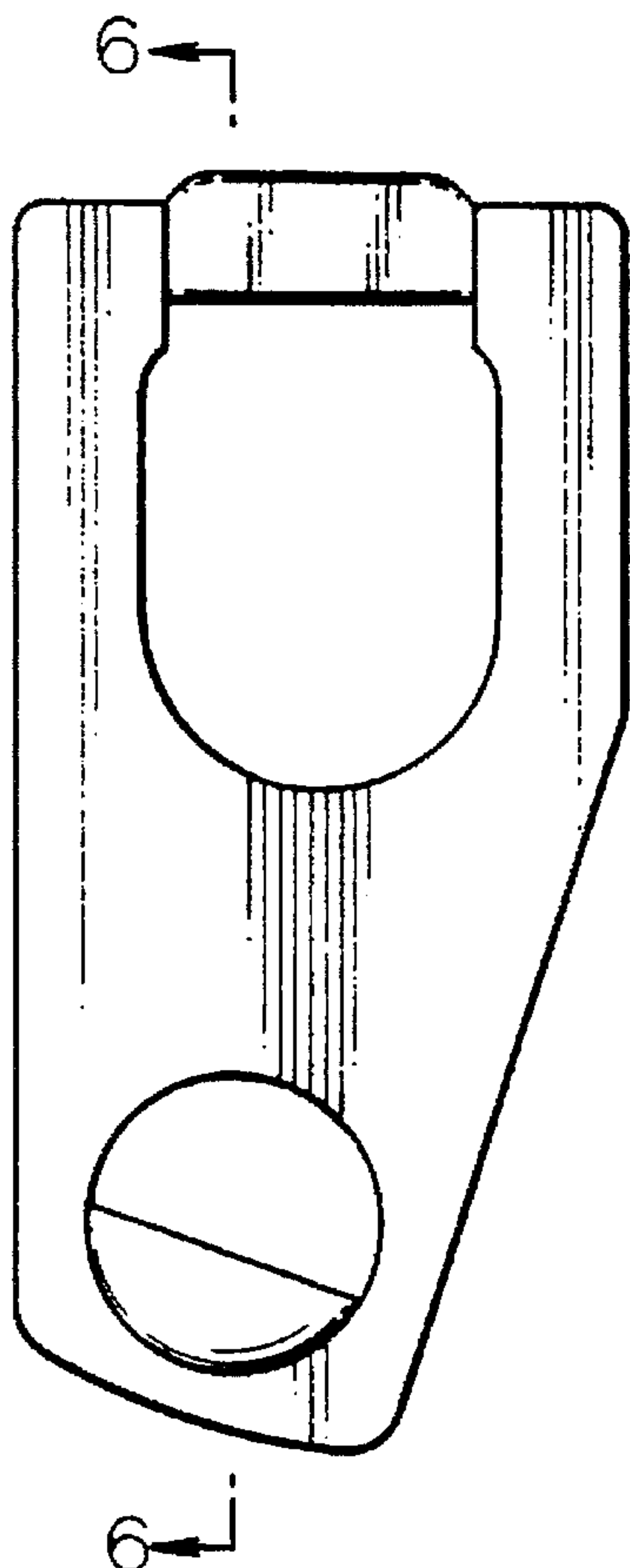


FIG. 1

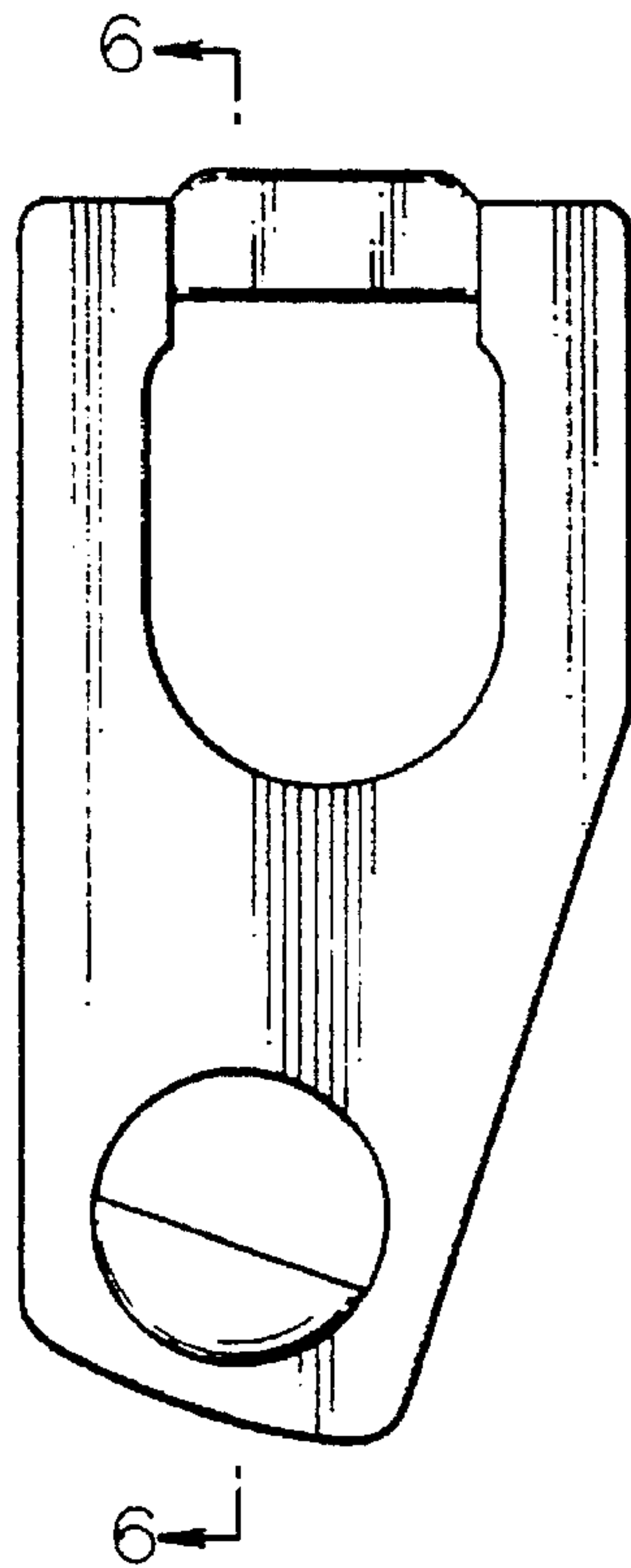


FIG. 2




FIG. 3

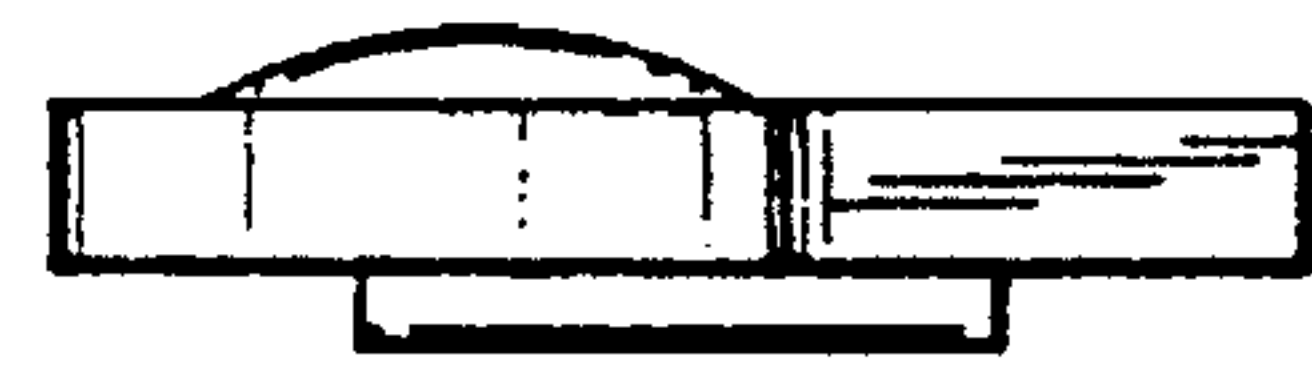


FIG. 4




FIG. 5

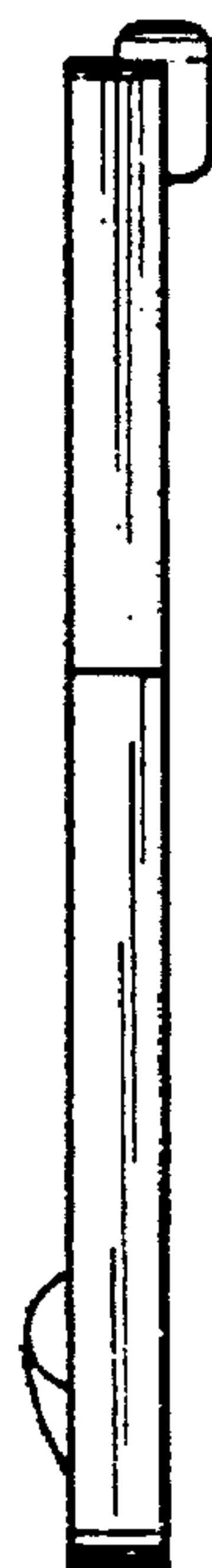


FIG. 6

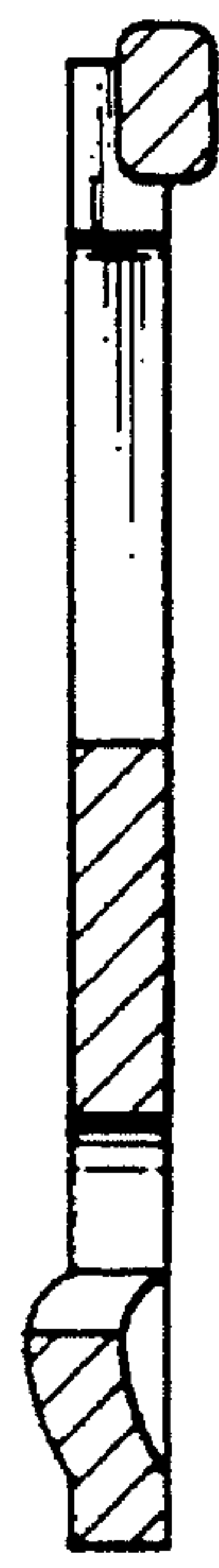


FIG. 7

