



US00D379934S

United States Patent [19]
Riley

[11] **Patent Number: Des. 379,934**

[45] **Date of Patent: **Jun. 17, 1997**

[54] **CASE FOR A WATCH**

[75] **Inventor: Judith Reichel Riley, Goshen, Conn.**

[73] **Assignee: Timex Corporation, Middlebury, Conn.**

[**] **Term: 14 Years**

[21] **Appl. No.: 52,237**

[22] **Filed: Mar. 26, 1996**

[51] **LOC (6) Cl. 10-02**

[52] **U.S. Cl. D10/30**

[58] **Field of Search** D10/1-40, 122-132;
368/276-277, 280-282, 285; D11/3-4,
12, 14, 19-25; 63/1.1, 3, 5.1, 11

[56] **References Cited**

U.S. PATENT DOCUMENTS

- D. 279,172 6/1985 Hysiek D10/32
- D. 287,470 12/1986 Houlihan .
- D. 327,441 6/1992 Yamamoto et al. .
- D. 339,531 9/1993 Morishima .
- D. 346,975 5/1994 Houlihan .
- D. 371,307 7/1996 Tomita D10/38

OTHER PUBLICATIONS

Timex 1985 Watch/Clock Catalog, p. 26, Marathon 100: . . . Style No. 73551.

Timex 1986 Watch Catalog, p. 22 Atlantis 100: . . . Style No. 77531.

Timex 1987 Watch Catalog, p. 26, Atlantis 100: . . . Style No. 77531.

Timex 1987 Watch Style No. 77537.

Timex 1991 Catalog, p. 26, Women's Atlantis 100: . . . Style No. 70521.

Primary Examiner—Nelson C. Holtje
Attorney, Agent, or Firm—Paul R. Juhasz

[57] **CLAIM**

The ornamental design for case for a watch, as shown and described.

DESCRIPTION

FIG. 1 is a perspective view of case for a watch;

FIG. 2 is a top plan view thereof;

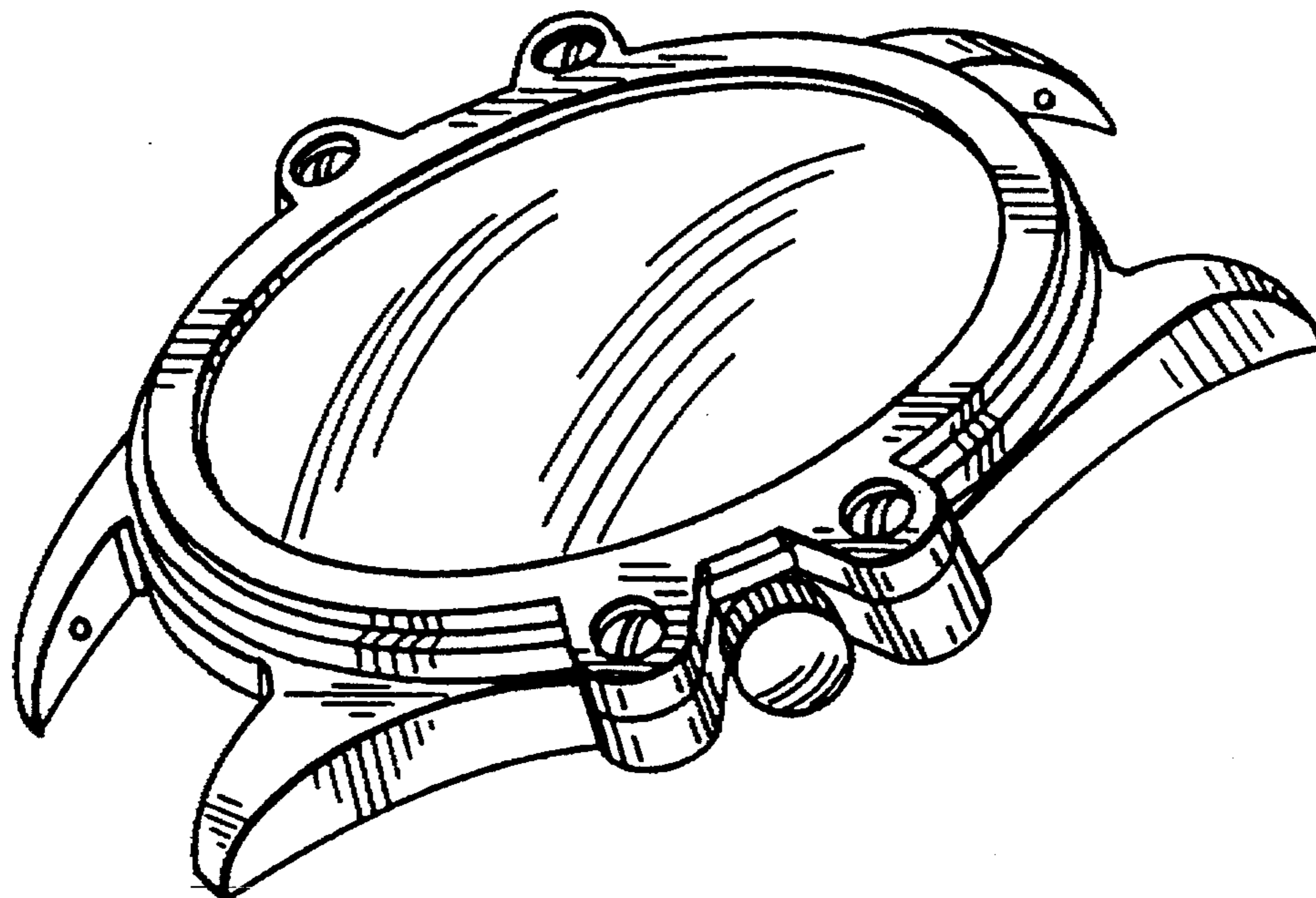
FIG. 3 is a left side elevational view thereof;

FIG. 4 is a right side elevational view thereof;

FIG. 5 is a an end view thereof; the opposite end being a mirror image is not shown; and,

FIG. 6 is a bottom plan view thereof.

1 Claim, 1 Drawing Sheet



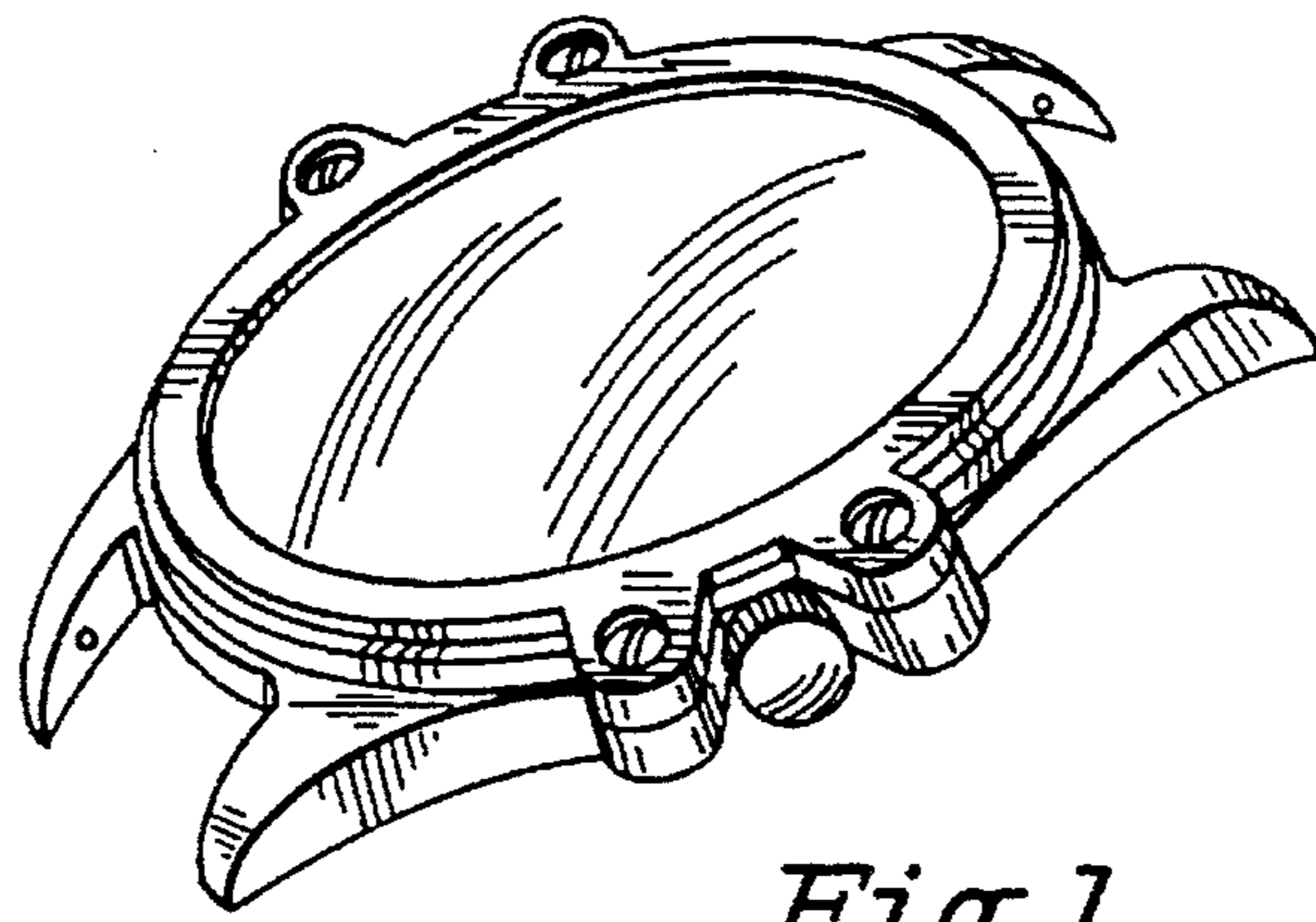


Fig.1




Fig.3

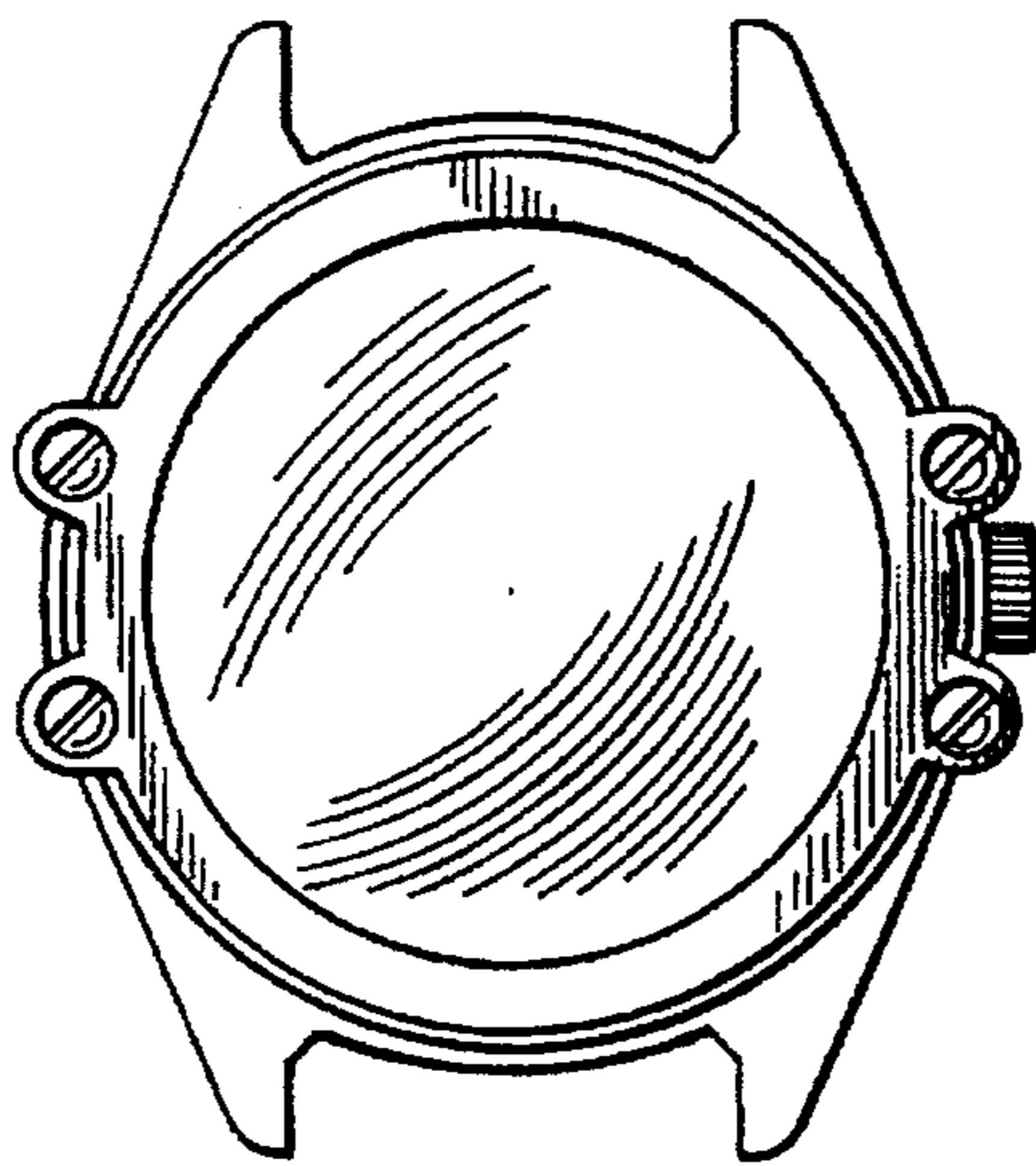


Fig.2




Fig.4

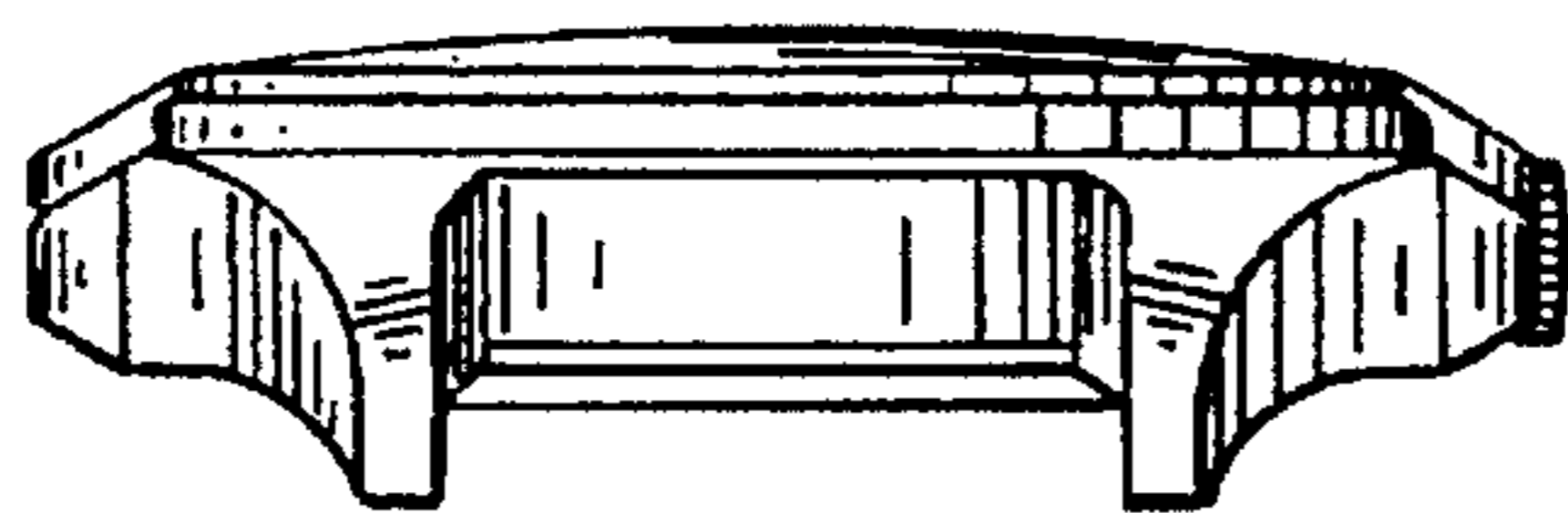


Fig.5

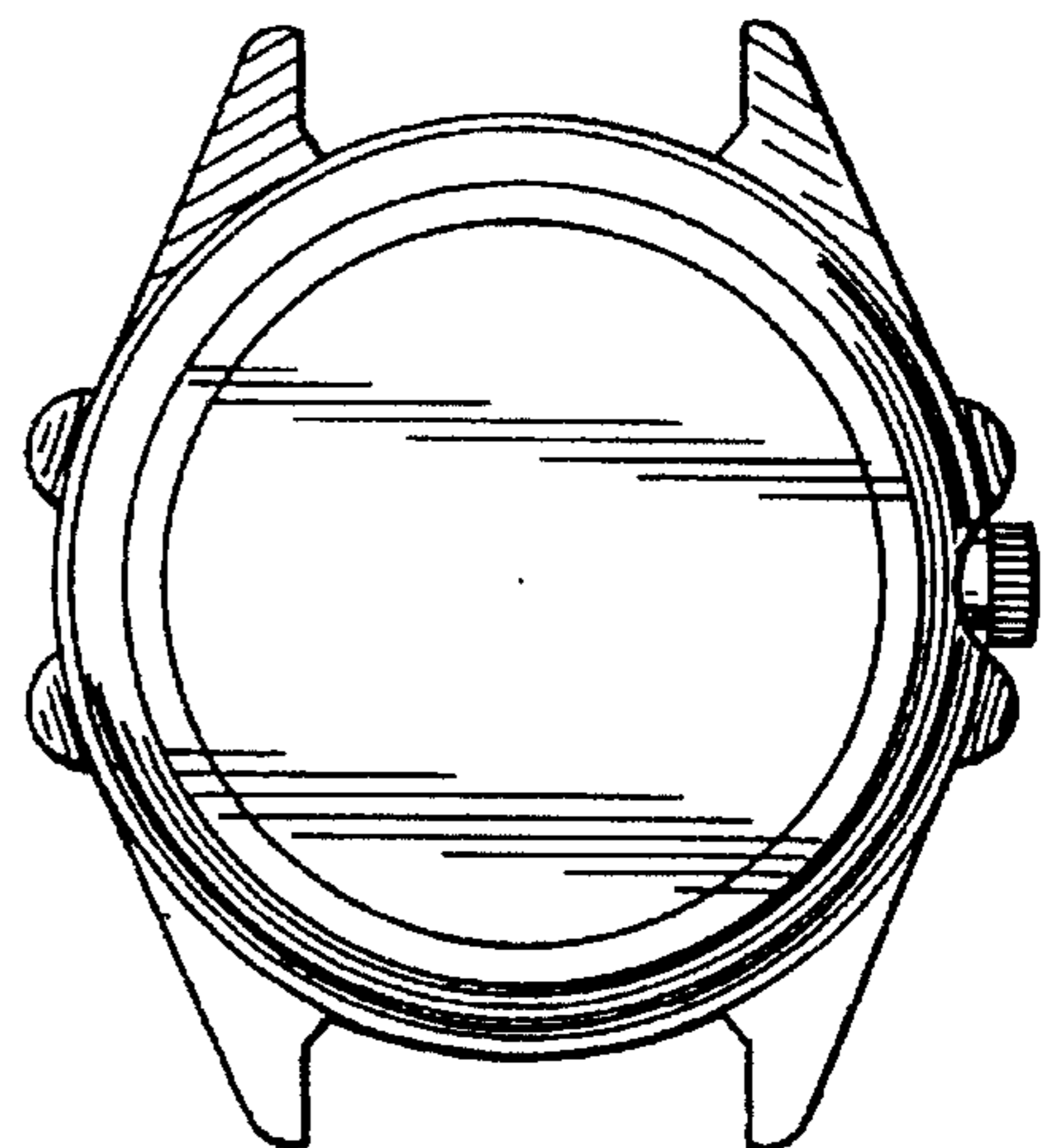


Fig.6