



US00D379932S

United States Patent [19]
Trussardi

[11] **Patent Number:** **Des. 379,932**

[45] **Date of Patent:** ****Jun. 17, 1997**

[54] **COMBINED BOTTLE AND CAP**

[75] **Inventor:** **Nicola Trussardi, Milan, Italy**

[73] **Assignee:** **Trussardi S.p.A., Milan, Italy**

[**] **Term:** **14 Years**

[21] **Appl. No.:** **47,018**

[22] **Filed:** **Nov. 27, 1995**

[30] **Foreign Application Priority Data**

Jun. 2, 1995 [WO] WIPO DMA/002960

[51] **LOC (6) Cl.** **09-01**

[52] **U.S. Cl.** **D9/574; D9/544**

[58] **Field of Search** **D9/544, 545, 558, D9/573, 574, 571, 572, 575; 215/382, 400**

[56] **References Cited**

U.S. PATENT DOCUMENTS

- D. 49,581 8/1916 McClure D9/544 X
- D. 203,227 12/1965 Uiley D9/558
- D. 258,569 3/1981 Grip D9/574 X

- D. 269,595 7/1983 Murray D9/574
- D. 291,969 9/1987 Kramer et al. D9/573 X

FOREIGN PATENT DOCUMENTS

019339 4/1991 U.S.S.R. .

Primary Examiner—Lucy Lieberman
Attorney, Agent, or Firm—Young & Thompson

[57] **CLAIM**

The ornamental design for a combined bottle and cap, as shown and described.

DESCRIPTION

FIG. 1 is a front elevational view of a combined bottle and cap showing my new design, the side opposite that shown in FIG. 1 being identical thereto;
 FIG. 2 is a side elevational view from one side of FIG. 1, the side opposite that shown in FIG. 2 being identical thereto;
 FIG. 3 is a top plan view thereof;
 FIG. 4 is a bottom plan view thereof; and,
 FIG. 5 is a top, front and side perspective view thereof.

1 Claim, 1 Drawing Sheet

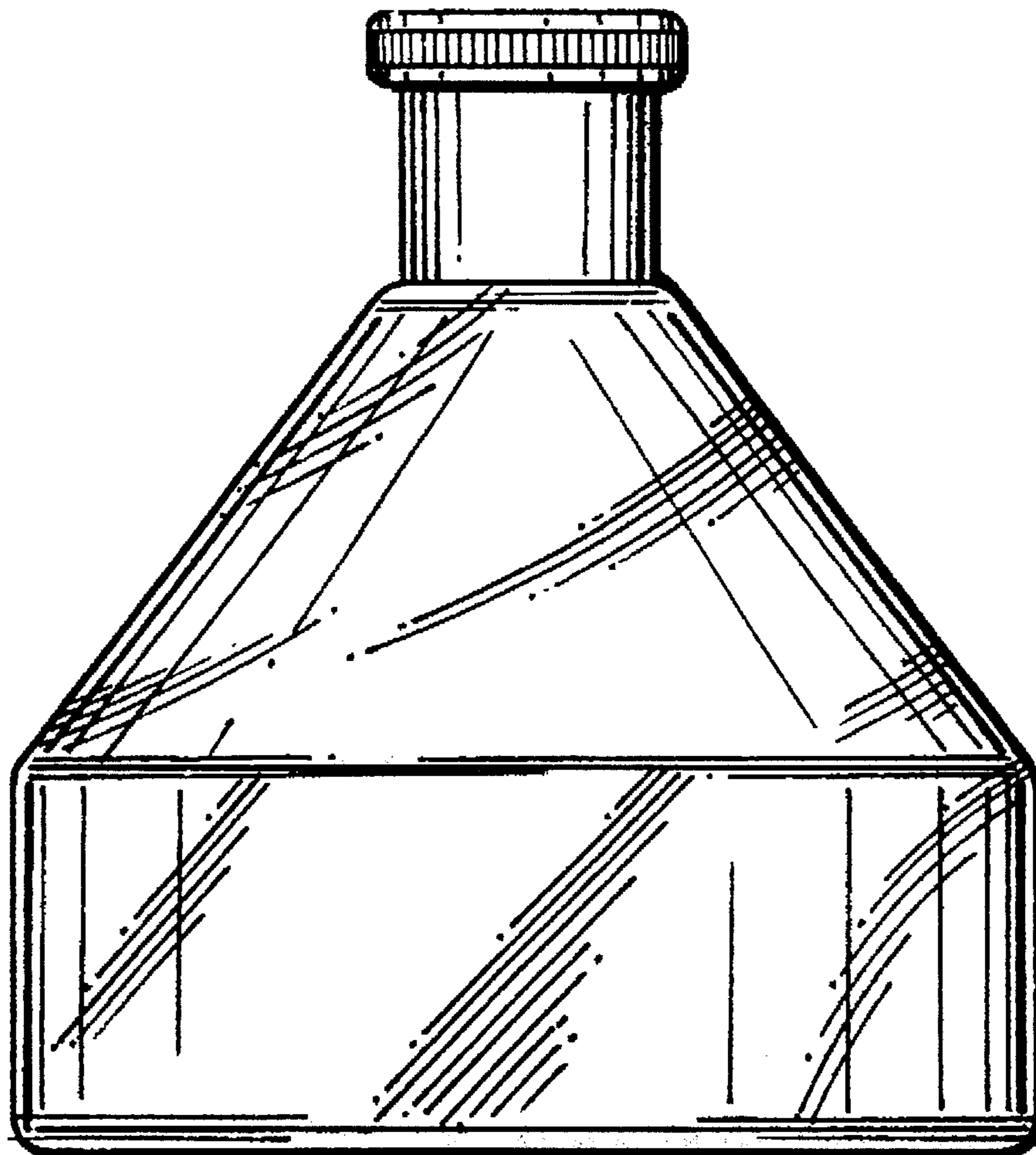


FIG. 1

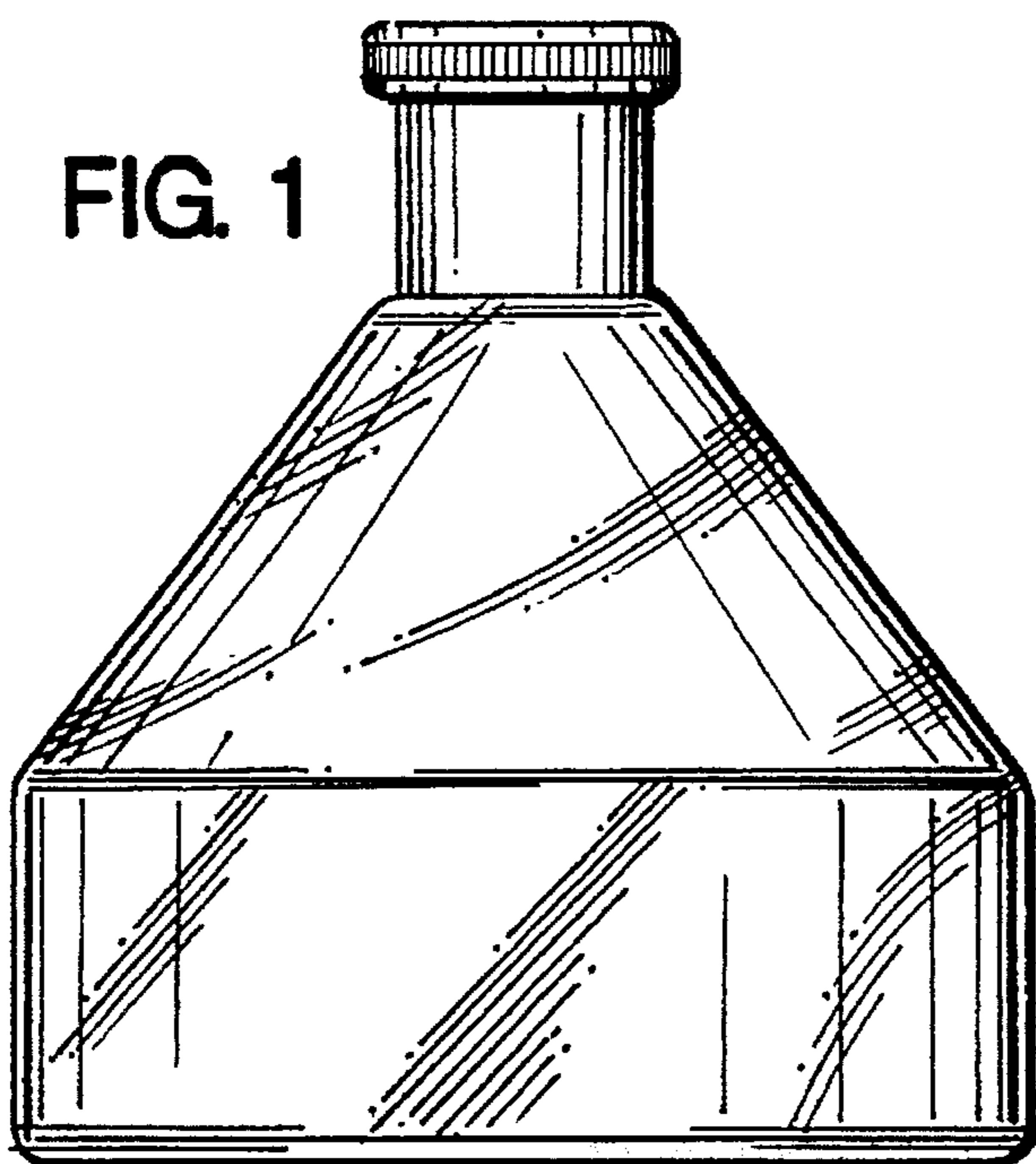


FIG. 2

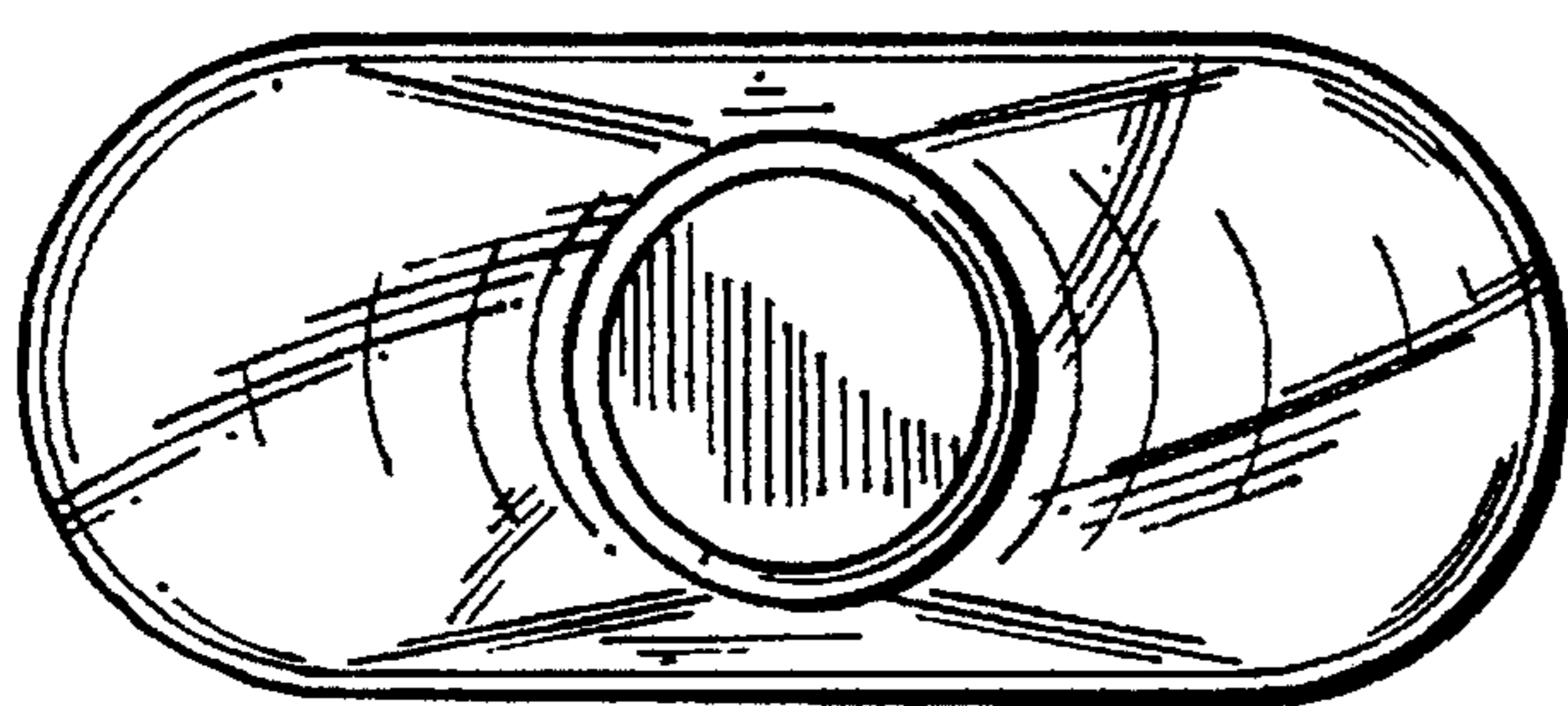



FIG. 3

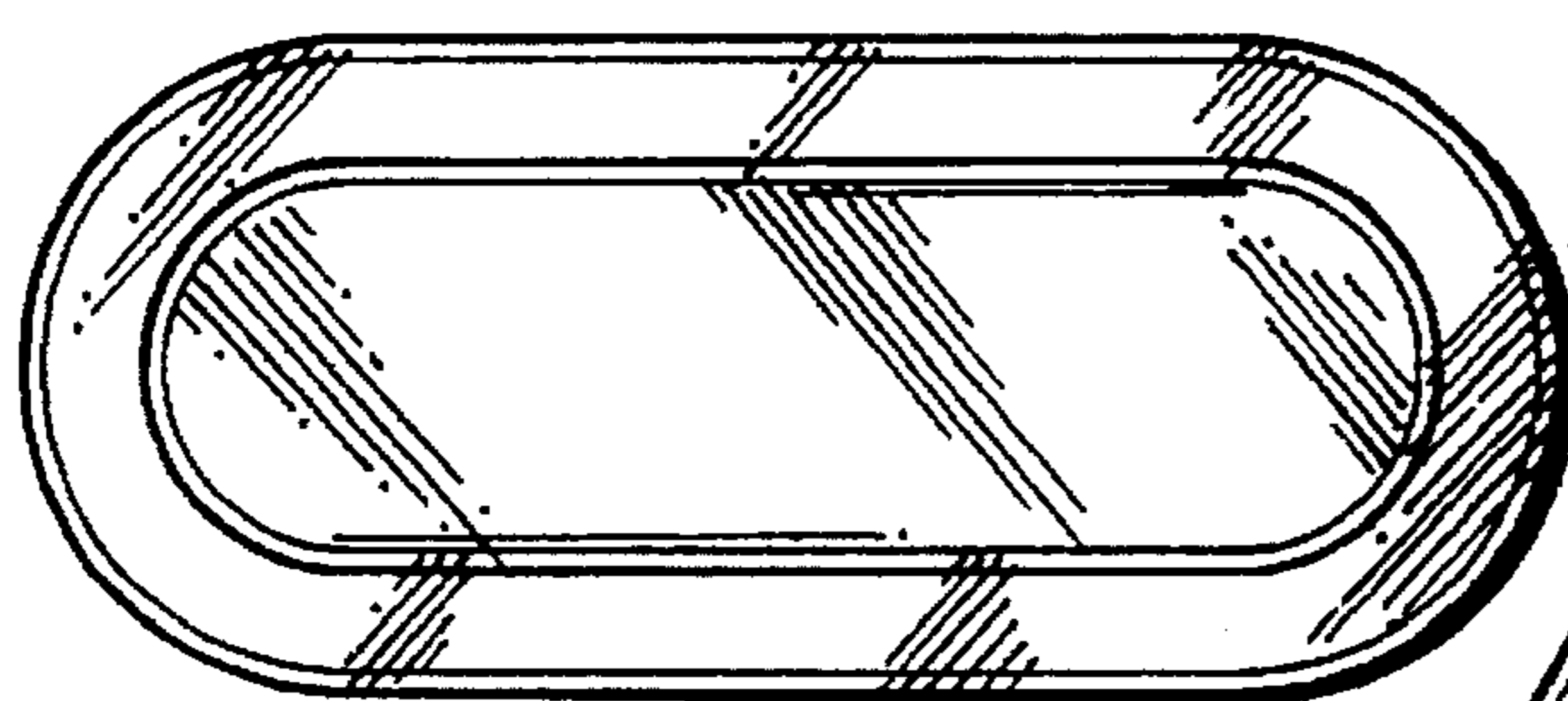


FIG. 4

FIG. 5

