



US00D379931S

United States Patent [19] Crawford

[11] Patent Number: Des. 379,931

[45] Date of Patent: **Jun. 17, 1997

[54] **COMBINED CONTAINER AND CAP**

[75] Inventor: **John Clifford Crawford**, Mahopac, N.Y.

[73] Assignee: **Colgate-Palmolive Company**, New York, N.Y.

[**] Term: **14 Years**

[21] Appl. No.: **53,944**

[22] Filed: **May 2, 1996**

Related U.S. Application Data

[63] Continuation-in-part of Ser. No. 51,934, Mar. 19, 1996.

[51] **LOC (6) Cl.** **09-01**

[52] **U.S. Cl.** **D9/540; D9/551**

[58] **Field of Search** D9/542, 543, 537-541, D9/529, 521, 572-575, 557, 570, 563, 564, 551; 215/382, 383, 384, 400; 222/210, 212, 213

References Cited

U.S. PATENT DOCUMENTS

- D. 19,798 4/1890 Wardle .
- D. 64,637 5/1924 Mas .
- D. 67,219 5/1925 Miller .
- D. 69,462 2/1926 Sears .
- D. 74,200 1/1928 Taylor .
- D. 95,672 5/1935 Fuerst .
- D. 107,433 12/1937 Lorenzen .
- D. 115,155 6/1939 D'Addario .
- D. 116,016 8/1939 Buckingham .
- D. 139,892 1/1945 Riha .
- D. 156,219 11/1949 Deskey .
- D. 182,540 4/1958 Soubier D58/8
- D. 188,133 6/1960 Bindman D58/6
- D. 198,645 7/1964 Shepler D58/5

- D. 206,193 11/1966 Gooding D58/6
- D. 206,194 11/1966 Gooding D9/542
- D. 216,079 11/1969 Lawton D9/1
- D. 216,361 12/1969 Pappas, Jr. D9/87
- D. 223,335 4/1972 Donoghue D9/542 X
- D. 229,889 1/1974 Brody D9/44
- D. 268,812 5/1983 D'Orleans D9/335
- D. 279,650 7/1985 Aldrich, III et al. D9/543
- D. 286,021 10/1986 O'Reilly D9/370
- D. 317,118 5/1991 Crawford D9/338
- D. 317,121 5/1991 Crawford et al. D9/529
- D. 322,398 12/1991 Plunkett D9/377
- D. 323,780 2/1992 Addante D9/543
- D. 343,360 1/1994 Poo D9/542
- D. 344,236 2/1994 Drounau D9/545
- D. 352,242 11/1994 Crawford et al. D9/543 X
- D. 352,663 11/1994 Suxdorf D9/573
- D. 354,000 1/1995 Hoyt D9/543
- D. 356,736 3/1995 Armstrong D9/552
- D. 560,029 8/1920 Quigg .
- 5,201,440 4/1993 Gross 222/556
- 5,499,748 3/1996 Iaia et al. 222/213

Primary Examiner—Lucy Lieberman
Attorney, Agent, or Firm—Michael J. McGreal

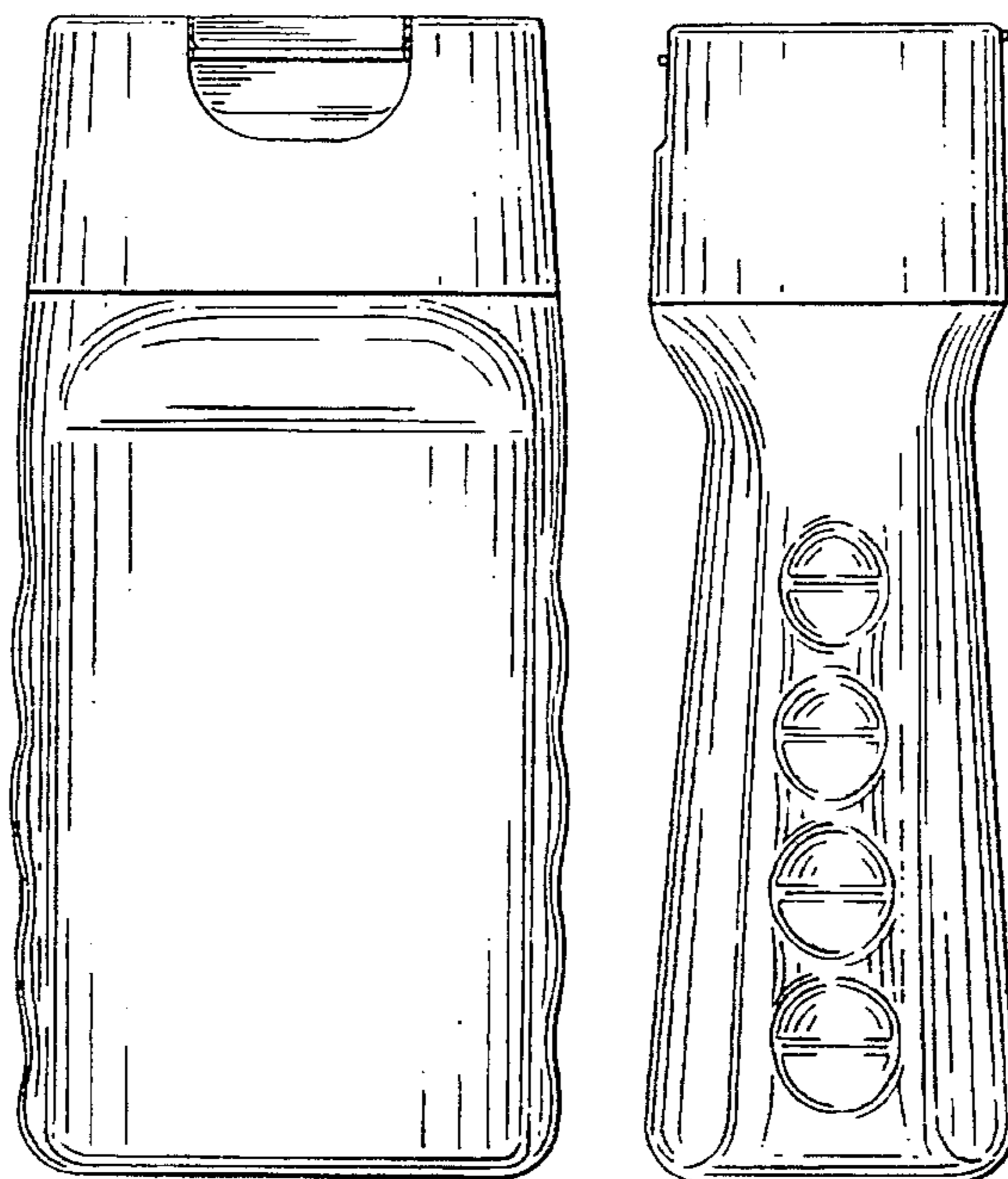
[57] CLAIM

The ornamental design for a combined container and cap, as shown and described.

DESCRIPTION

FIG. 1 is a perspective view of the combined container and cap of my design;
FIG. 2 is a front elevational view thereof;
FIG. 3 is a rear elevational view thereof;
FIG. 4 is a right side elevation, the left side elevation is a mirror image thereto;
FIG. 5 is a top plan view thereof; and,
FIG. 6 is a bottom plan view thereof.

1 Claim, 4 Drawing Sheets



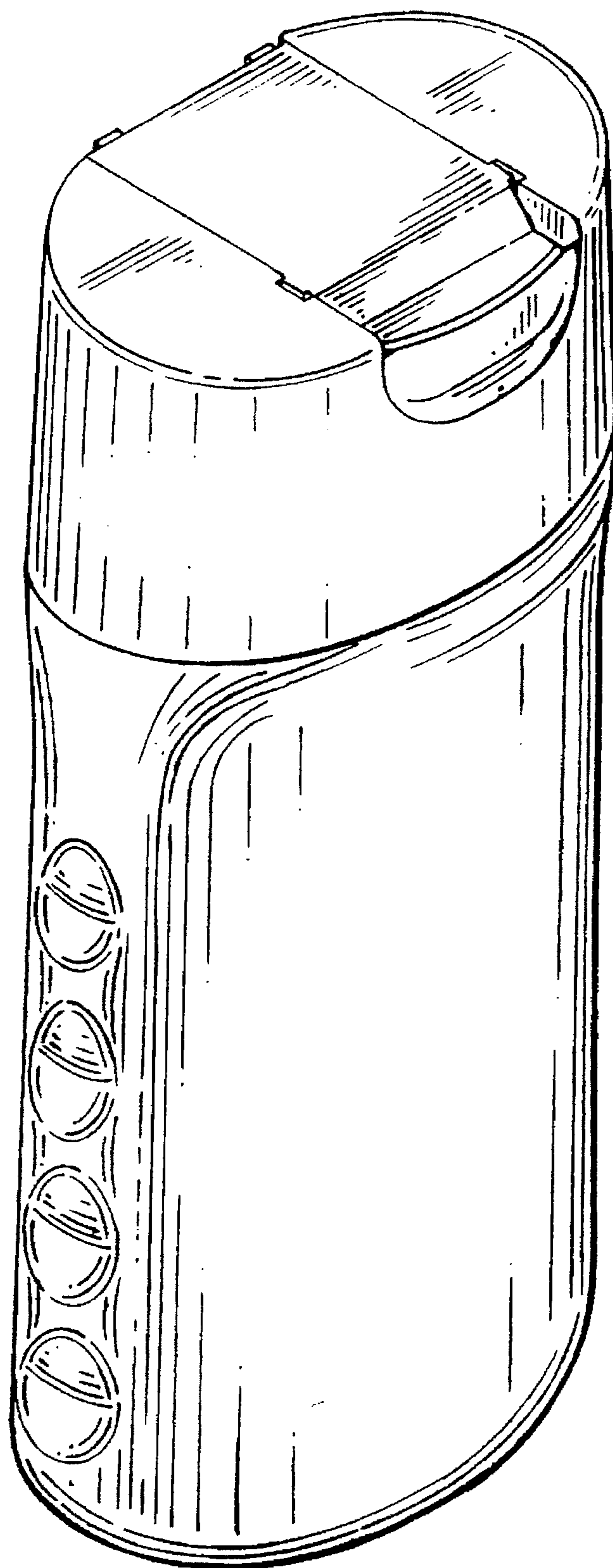


FIG. 1




FIG. 2




FIG. 3

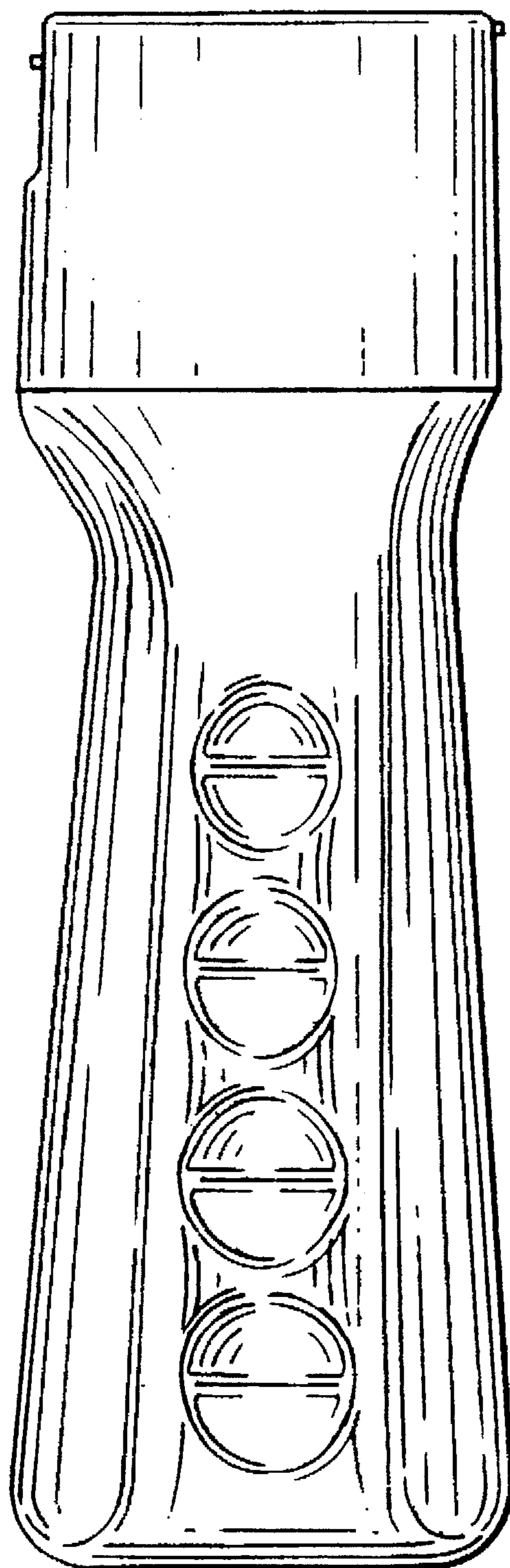


FIG. 4

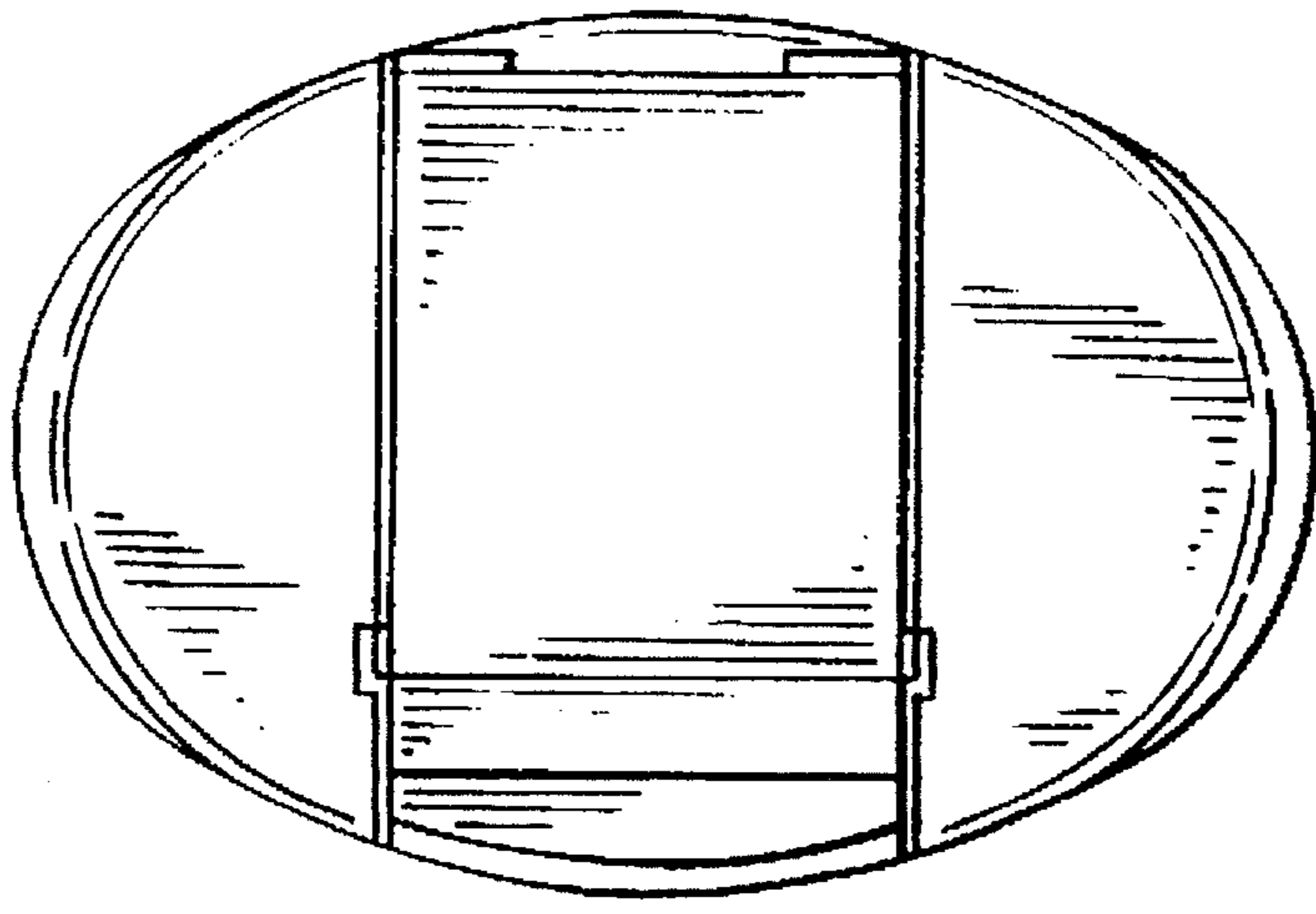


FIG. 5

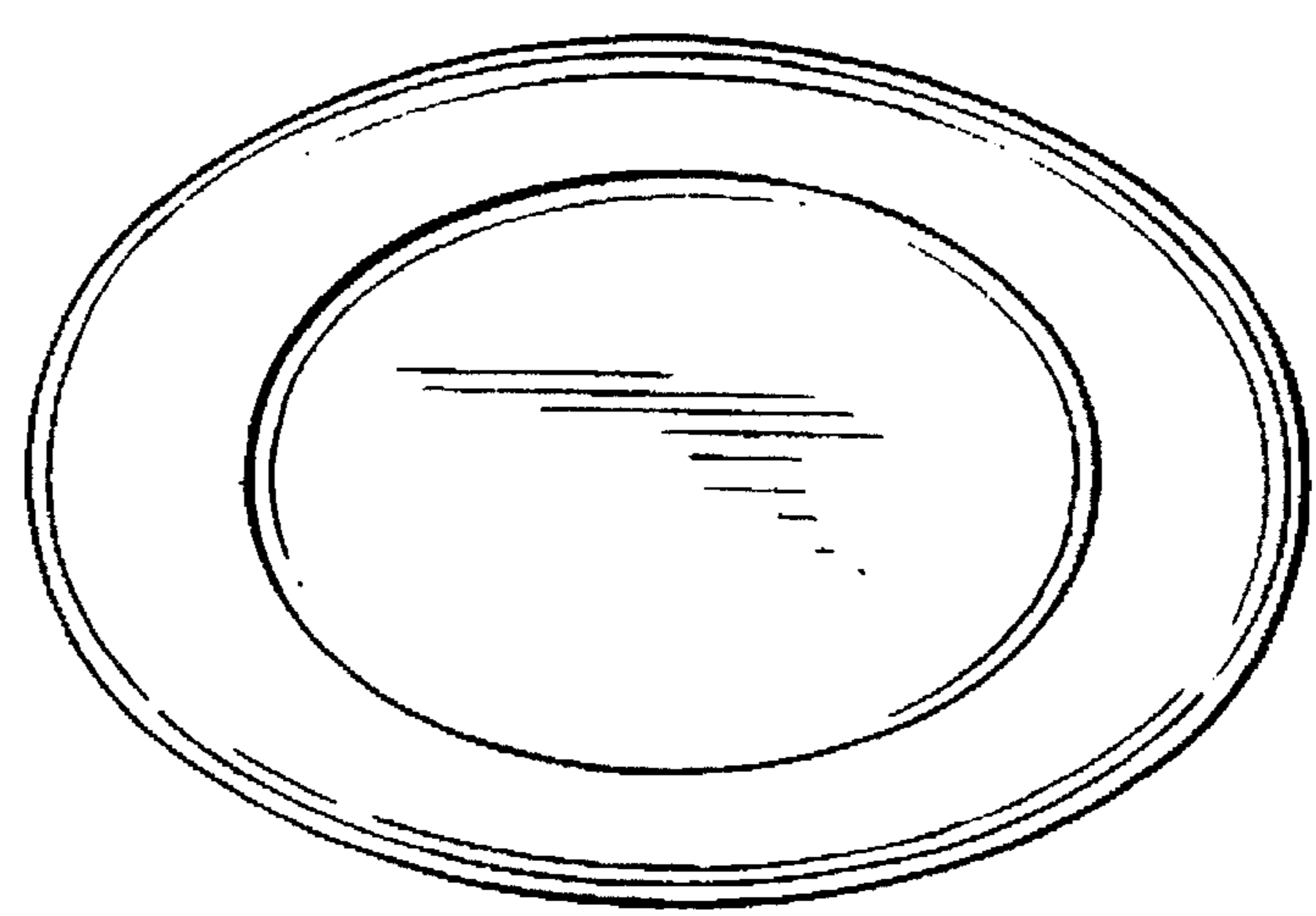


FIG. 6