



US00D379896S

United States Patent [19] Friedman

[11] Patent Number: Des. 379,896
[45] Date of Patent: **Jun. 17, 1997

[54] CD DISK HOLDER
[76] Inventor: **Ronald H. Friedman**, 17514 Ventura Blvd., Suite 201, Encino, Calif. 91316
[**] Term: **14 Years**
[21] Appl. No.: **36,672**
[22] Filed: **Mar. 24, 1995**
[51] LOC (6) Cl. **06-04**
[52] U.S. Cl. **D6/632; D19/26**
[58] Field of Search D6/407, 629-634, D6/626; 206/310-312, 316.1, 387.1, 425, 528, 313; 211/40-41; D3/20, 247-253; D19/26-27, 32, 75, 90

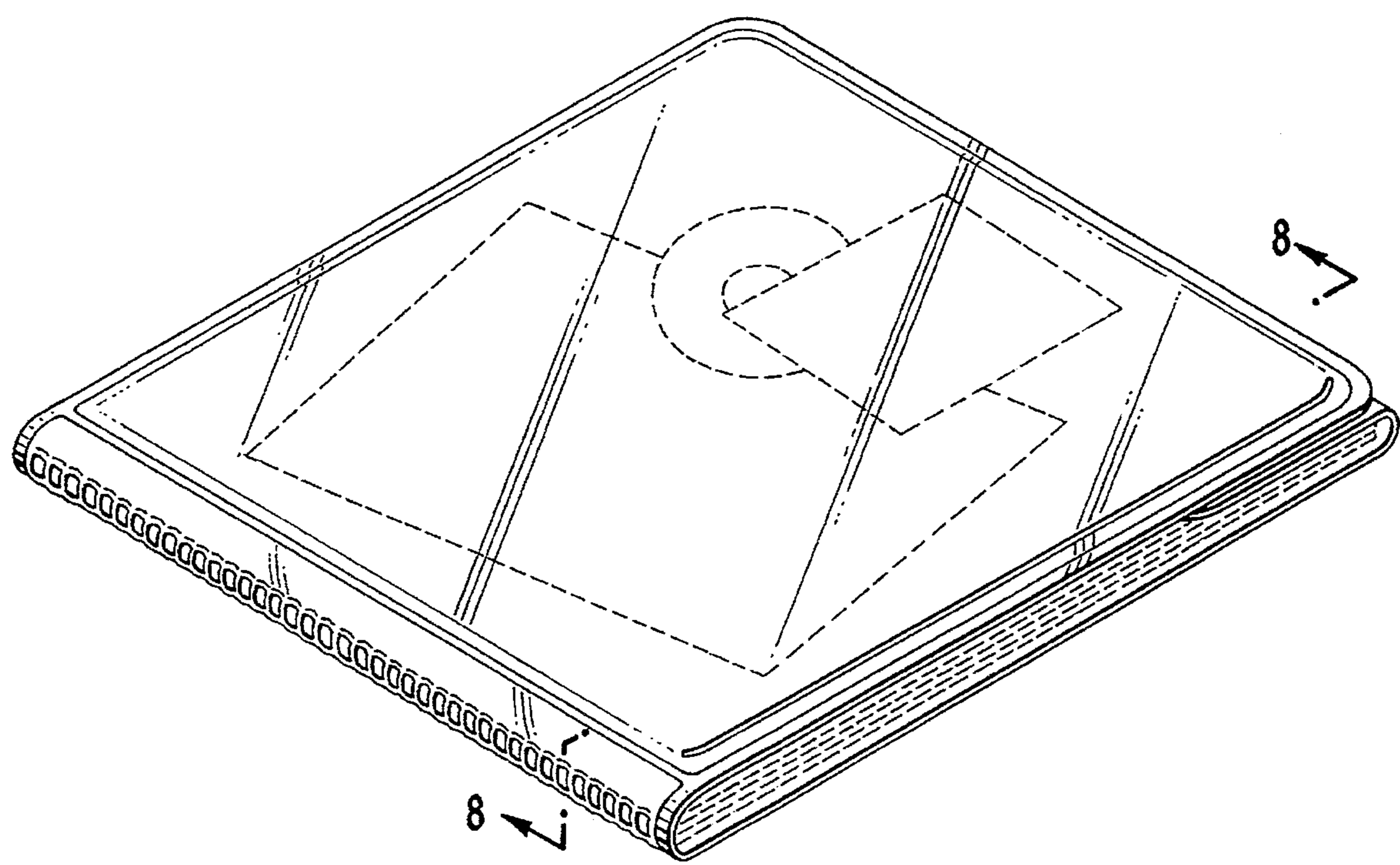
5,165,544 11/1992 Gusenoff et al. 206/313
5,207,717 5/1993 Manning 206/312 X
Primary Examiner—B. J. Bullock
Assistant Examiner—Stacia Sinuik
Attorney, Agent, or Firm—Jeffer, Mangels, Butler & Marmaro LLP

- [56] **References Cited**
U.S. PATENT DOCUMENTS
D. 124,194 12/1940 Hoople D3/248
D. 250,342 11/1978 Testro et al. D19/26
D. 316,180 4/1991 Hines D6/629
D. 323,005 1/1992 Walasek D6/630
D. 325,393 4/1992 Schertz et al. D19/26
D. 340,355 10/1993 Little D3/253 X
D. 350,448 9/1994 Hill D6/630
D. 350,983 9/1994 Penniman D19/26
4,511,034 4/1985 Pan 206/312 X

[57] **CLAIM**
The ornamental design for a CD disk holder, as shown.

DESCRIPTION
FIG. 1 is a perspective view showing the front, top and left side of the CD disk holder;
FIG. 2 is a left side elevational view of the CD disk holder;
FIG. 3 is a top plan view of the CD disk holder;
FIG. 4 is a right side elevational view of the CD disk holder;
FIG. 5 is a bottom plan view of the CD disk holder;
FIG. 6 is a rear elevational view of the CD disk holder;
FIG. 7 is a front elevational view of the CD disk holder;
FIG. 8 is an enlarged sectional view taken on line 8 of FIG. 1; and,
FIG. 9 is an enlarged sectional view taken on line 9 of FIG. 2.
The broken line showing of environment is for illustrative purposes only and forms no part of the claimed design.

1 Claim, 4 Drawing Sheets



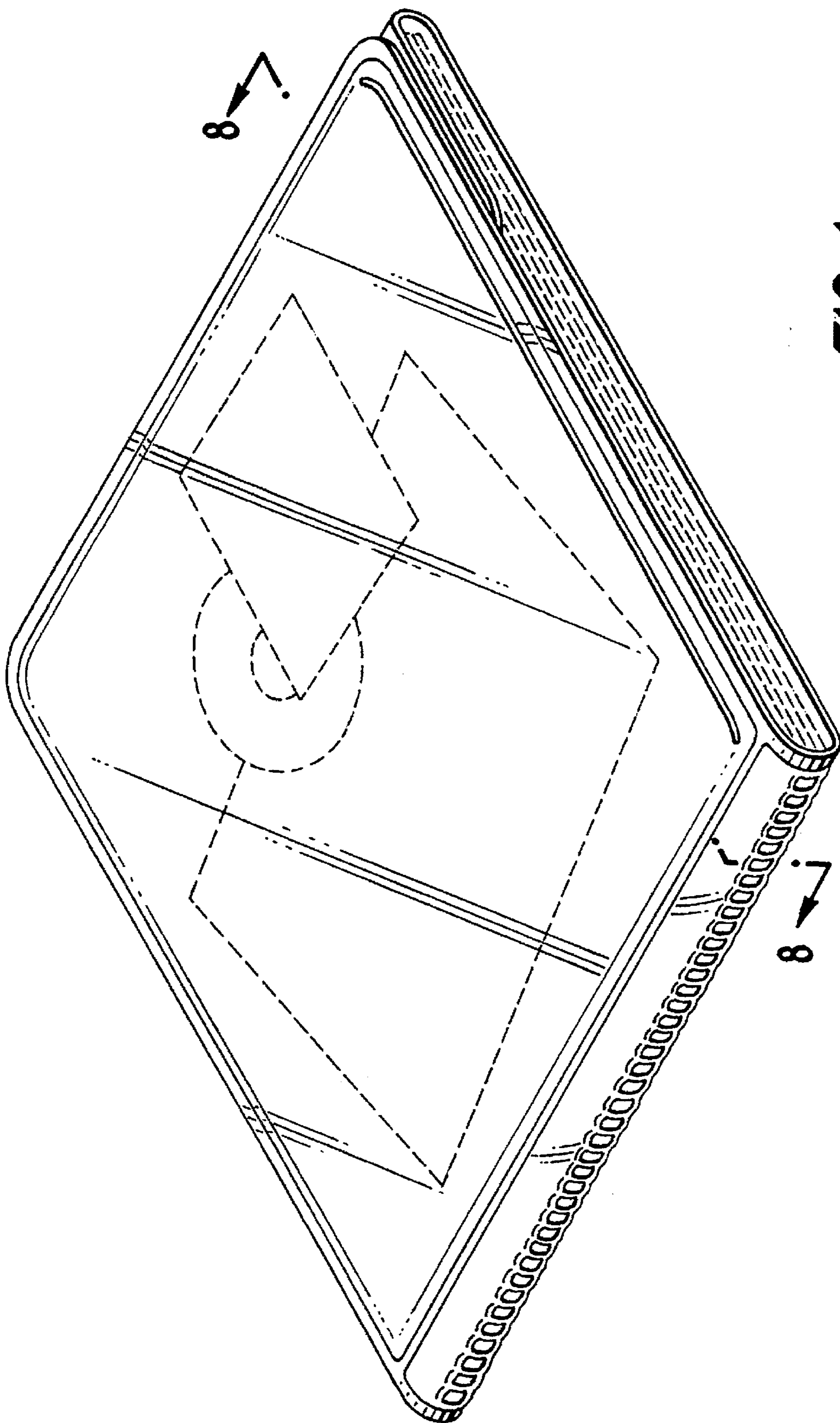


FIG. 1

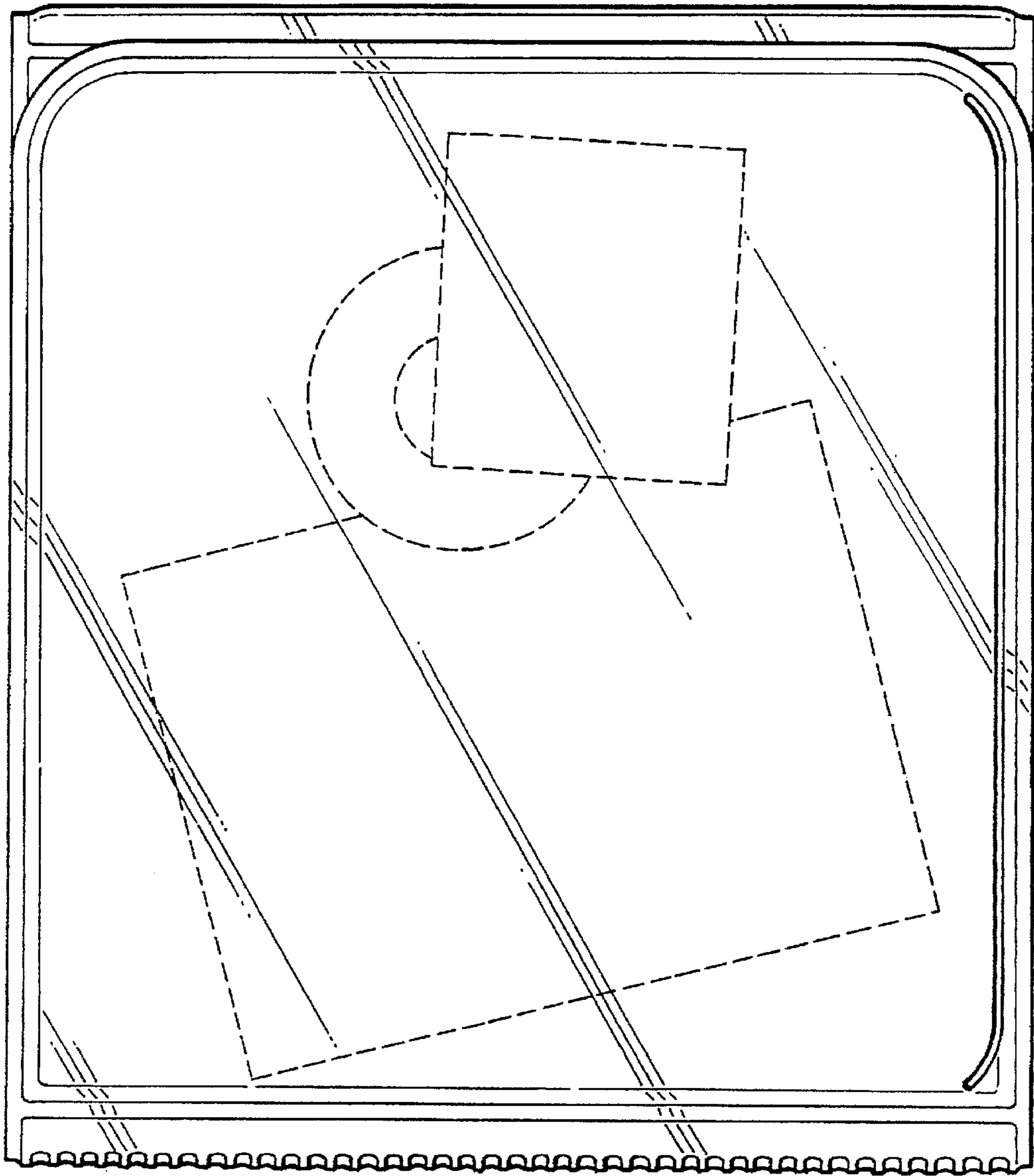


FIG. 3

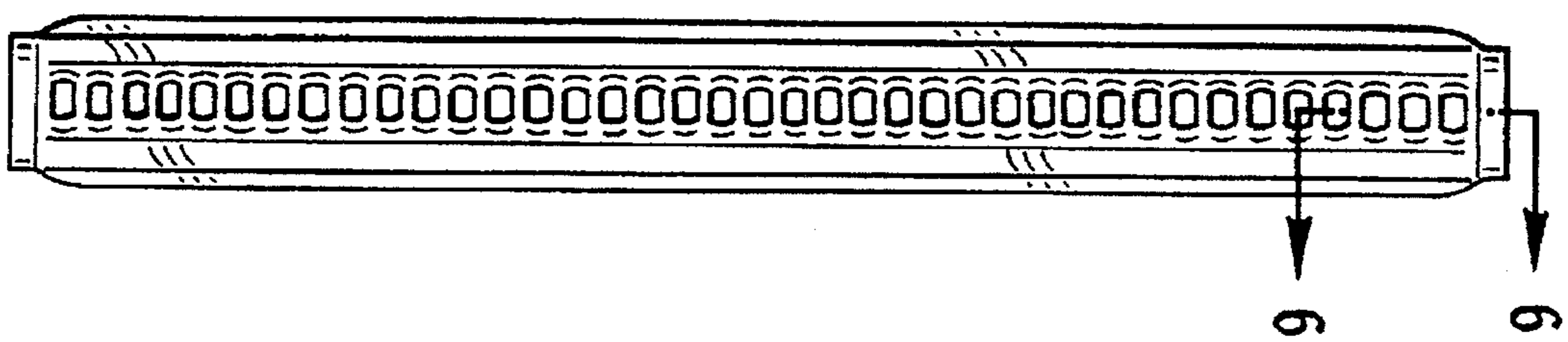


FIG. 2




FIG. 5




FIG. 4




FIG. 6




FIG. 7

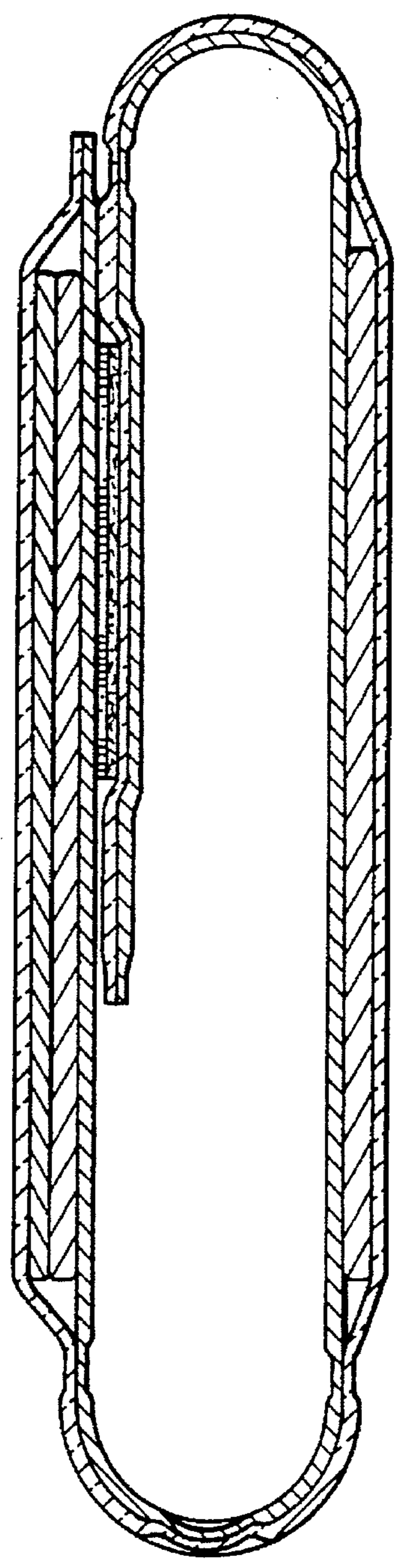


FIG. 8




FIG. 9