



US00D379888S

# United States Patent [19] Cone, II et al.

[11] Patent Number: **Des. 379,888**  
[45] Date of Patent: **\*\*Jun. 17, 1997**

[54] **CARRYING HANDLE**  
[75] Inventors: **Richard E. Cone, II**, Athens, Ohio;  
**Alvin L. Fowler**, Columbus, Ind.  
[73] Assignee: **Cosco, Inc.**, Columbus, Ind.  
[\*\*] Term: **14 Years**  
[21] Appl. No.: **53,257**  
[22] Filed: **Apr. 18, 1996**

3,857,604 12/1974 Scott .  
4,194,601 3/1980 Yellin .  
4,324,430 4/1982 Dimas, Jr. et al. .  
4,371,206 2/1983 Johnson, Jr. .  
4,634,175 1/1987 Wise .  
4,688,850 8/1987 Brownlie et al. .  
4,711,490 12/1987 Brand .  
4,718,715 1/1988 Ho .  
4,746,165 5/1988 Fuerst et al. .  
5,143,419 9/1992 Tepper et al. .  
5,207,476 5/1993 Payne .  
5,324,094 6/1994 Kain .

### Related U.S. Application Data

[62] Division of Ser. No. 29,956, Oct. 20, 1994, Pat. No. Des. 372,149.  
[51] **LOC (6) Cl.** ..... **06-06**  
[52] **U.S. Cl.** ..... **D6/491; D6/333**  
[58] **Field of Search** ..... **D6/333, 334, 335, D6/491; 297/250.1, 253, 254, 255, 216.1, 256.15, 256.17, 467, 487, 488, 183**

### OTHER PUBLICATIONS

“What’s News”, *Juvenile Merchandising*, p. 16, May 1994.  
Best & Co. Catalog©1992, p. 492. circled weight lifting bar, bottom center.

*Primary Examiner*—Martie Thompson  
*Attorney, Agent, or Firm*—Barnes & Thornburg

### [56] References Cited

#### U.S. PATENT DOCUMENTS

D. 372,149 7/1996 Cone, II et al. .... D6/491  
1,035,642 8/1912 Rosse .  
1,328,832 1/1920 Hanrath .  
1,557,263 10/1925 Millen .  
1,807,267 5/1931 Winship .  
2,324,421 7/1943 Ouellette .  
2,675,860 4/1954 Schroeder .  
3,409,325 11/1968 Hamilton et al. .  
3,804,459 4/1974 Nose .

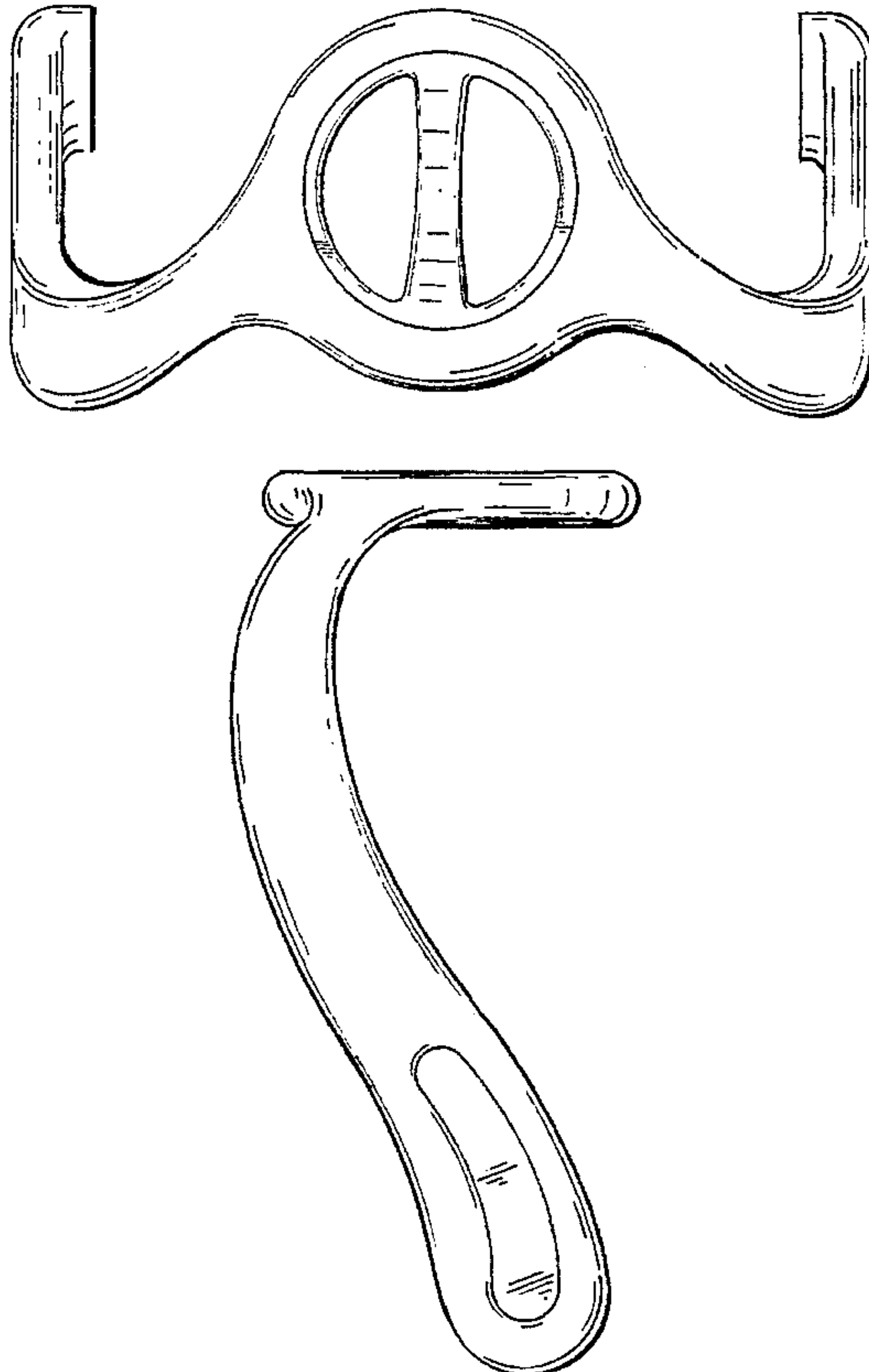
### [57] CLAIM

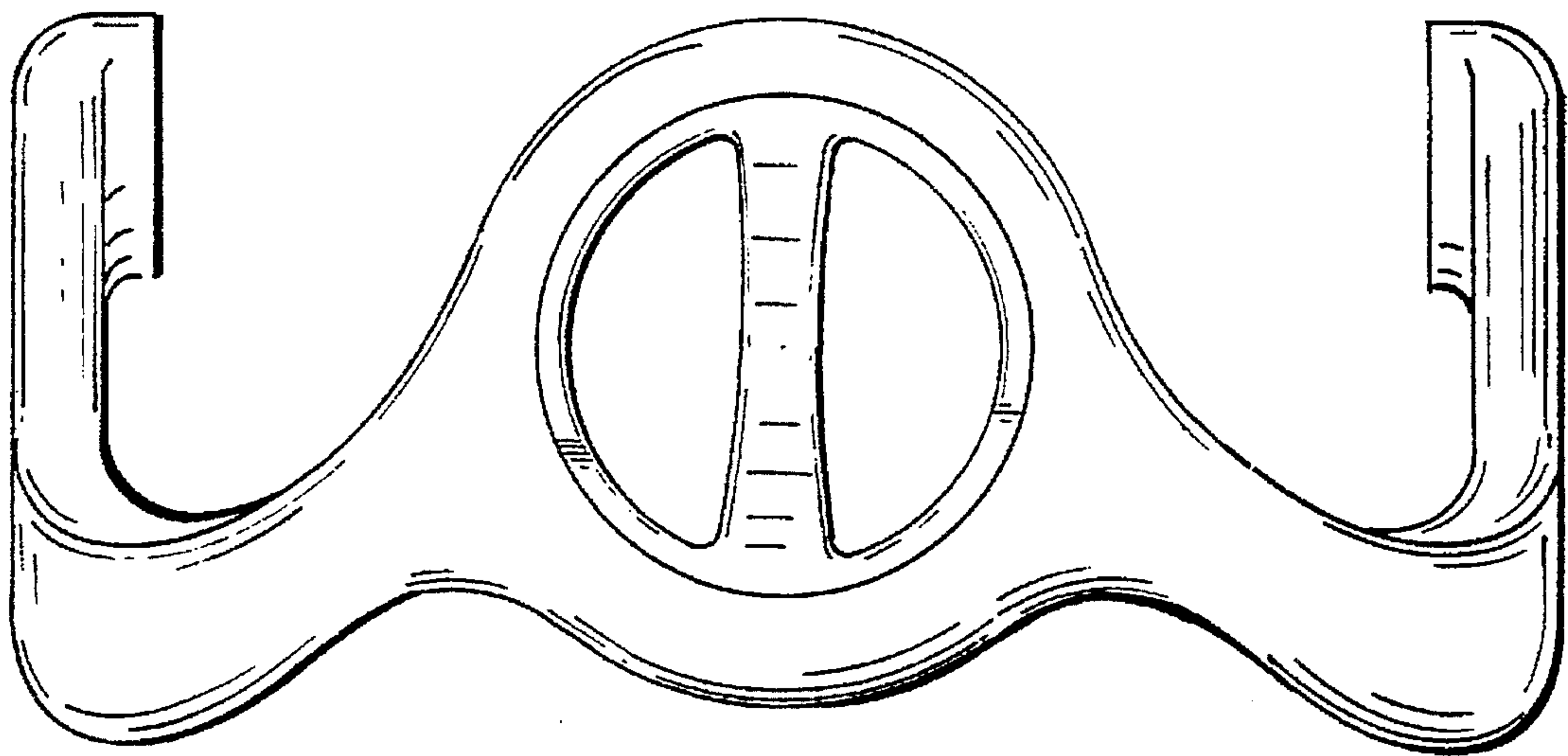
The ornamental design for a carrying handle, as shown and described.

### DESCRIPTION


FIG. 1 is a top plan view of a carrying handle showing our new design;  
FIG. 2 is a front elevational view thereof;  
FIG. 3 is a bottom view thereof;  
FIG. 4 is a rear elevational view thereof; and,  
FIG. 5 is a left side elevational view thereof, with the right side elevational view thereof, substantially similar.

**1 Claim, 3 Drawing Sheets**

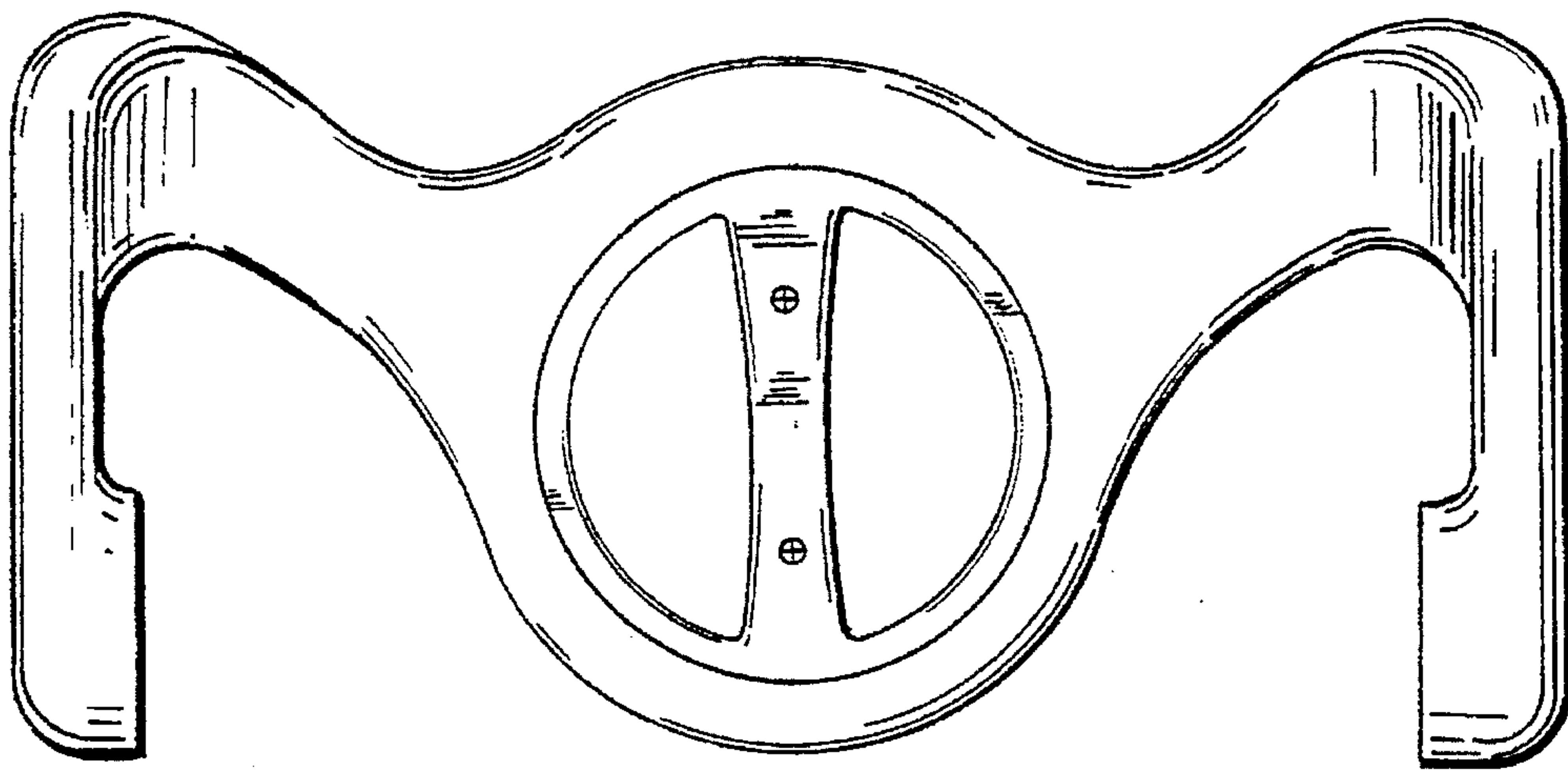





*FIG. 1*



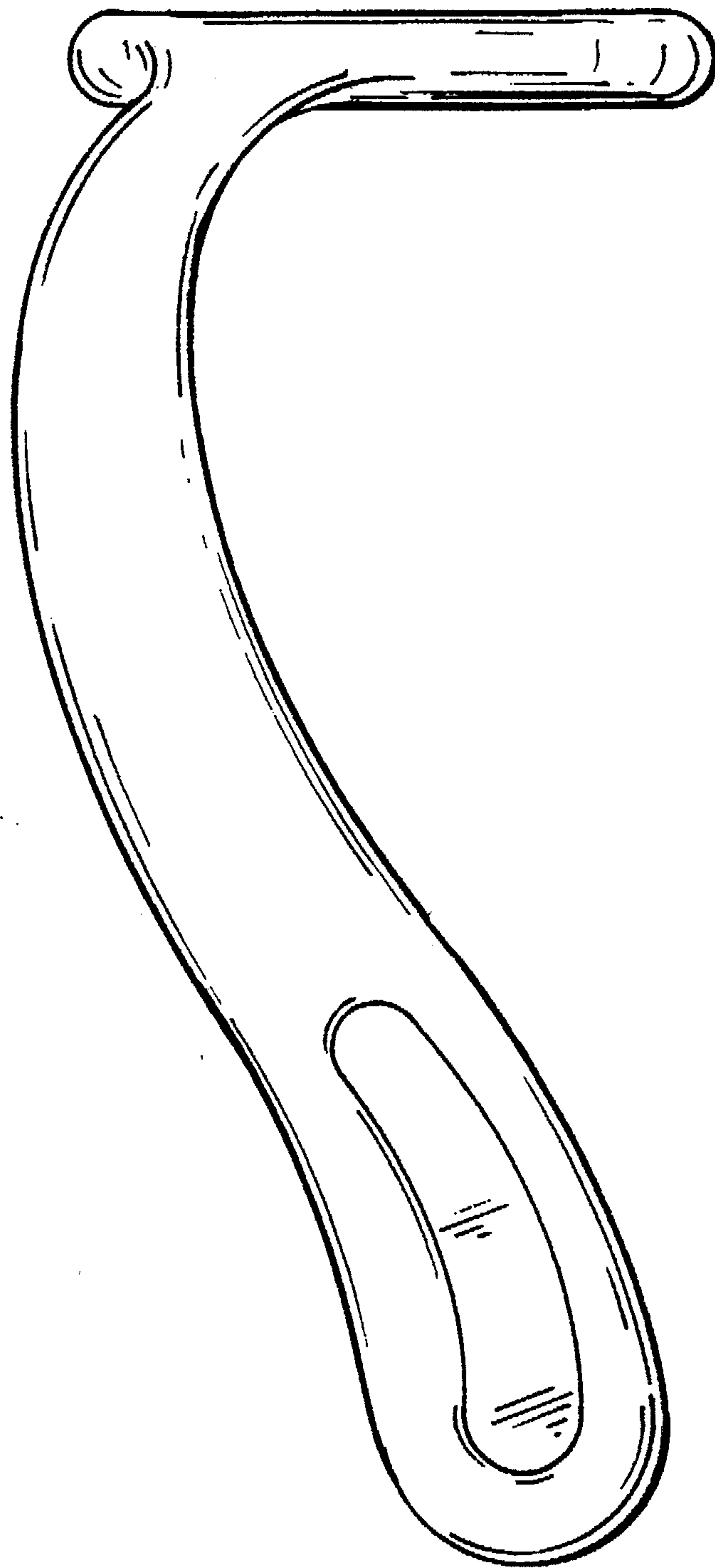
*FIG. 2*



*FIG. 3*



*FIG. 4*



*FIG. 5*