



US00D379879S

United States Patent [19]

Quiggins et al.

[11] Patent Number: **Des. 379,879**

[45] Date of Patent: ****Jun. 17, 1997**

[54] SUPPLY STORAGE CABINET

[76] Inventors: **James H. Quiggins**, 11806 Quail Creek Dr., Houston, Tex. 77070; **James S. Owen**, 1766 Carriage Way, Sugar Land, Tex. 77478

[**] Term: **14 Years**

[21] Appl. No.: **41,039**

[22] Filed: **Jul. 3, 1995**

[51] LOC (6) Cl. **06-04**

[52] U.S. Cl. **D6/445**

[58] Field of Search D6/432-448, 470, D6/471, 472; D14/126-129, 102; 312/204, 114, 116, 117, 122, 125, 224, 257

[56] References Cited

U.S. PATENT DOCUMENTS

D. 196,656 10/1963 Smith D6/446
D. 282,746 2/1986 Johnson et al. D14/102

D. 346,712 5/1994 Brunner et al. D6/441 X

D. 353,805 12/1994 Lewis D14/127

D. 359,072 6/1995 Powers, III et al. D6/436 X

Primary Examiner—Janice E. Seeger
Attorney, Agent, or Firm—Vinson & Elkins L.L.P.

[57] CLAIM

The ornamental design for a supply storage cabinet, as shown and described.

DESCRIPTION

FIG. 1 is a perspective view of the supply storage cabinet of the present invention;

FIG. 2 is a front elevational view thereof;

FIG. 3 is a rear elevational view thereof;

FIG. 4 is a left-side elevational view thereof;

FIG. 5 is a right-side elevational view thereof;

FIG. 6 is a top plan view thereof; and,

FIG. 7 is a bottom plan view thereof.

1 Claim, 2 Drawing Sheets




FIG. 2

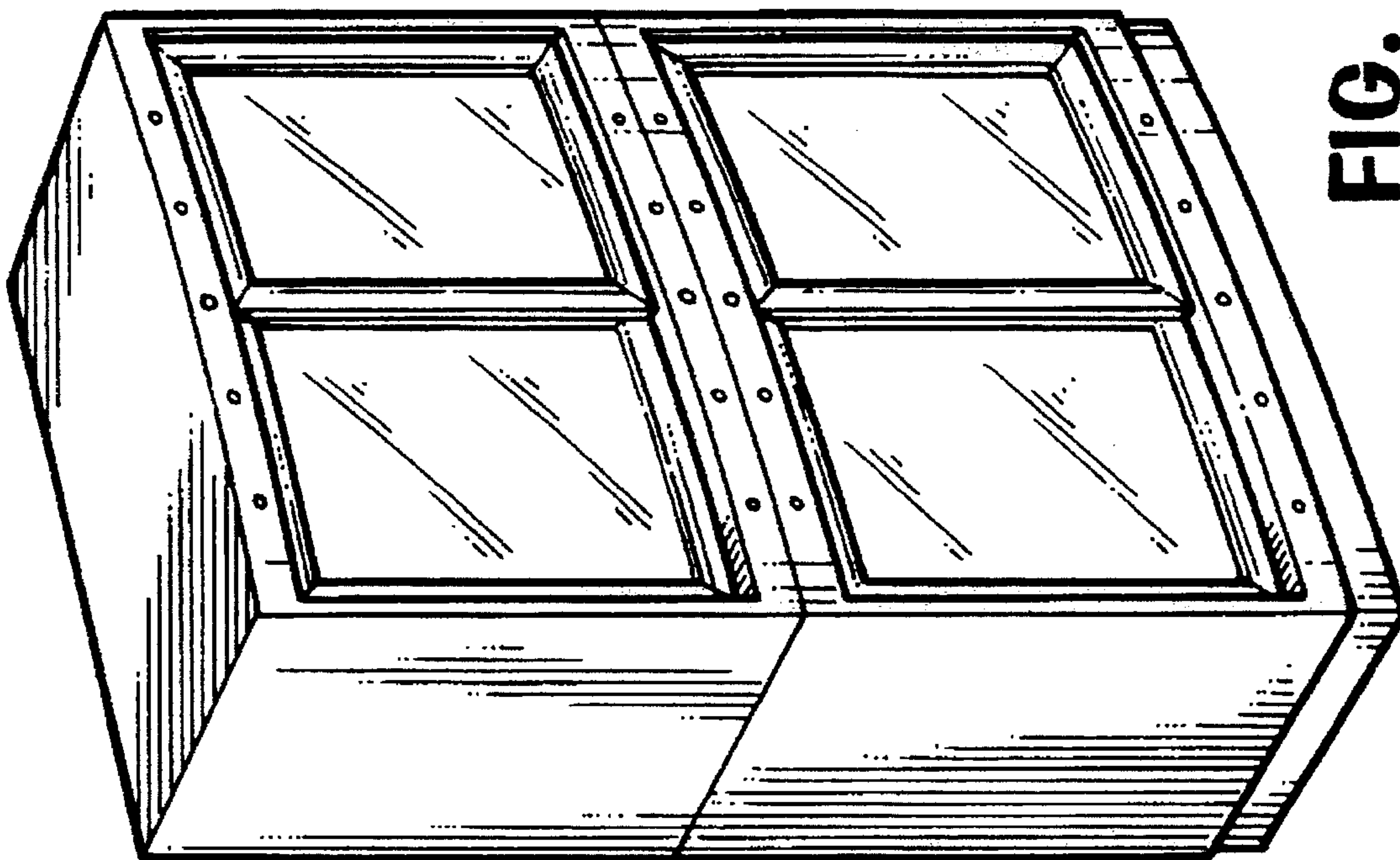



FIG. 1

FIG. 3




FIG. 4

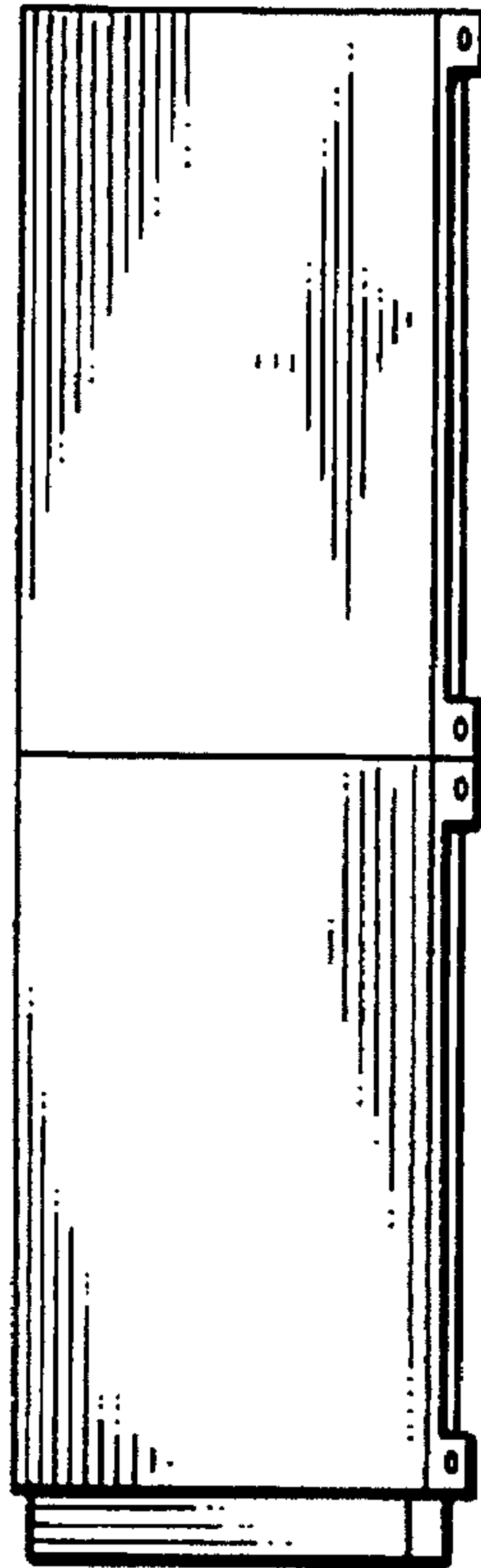


FIG. 5

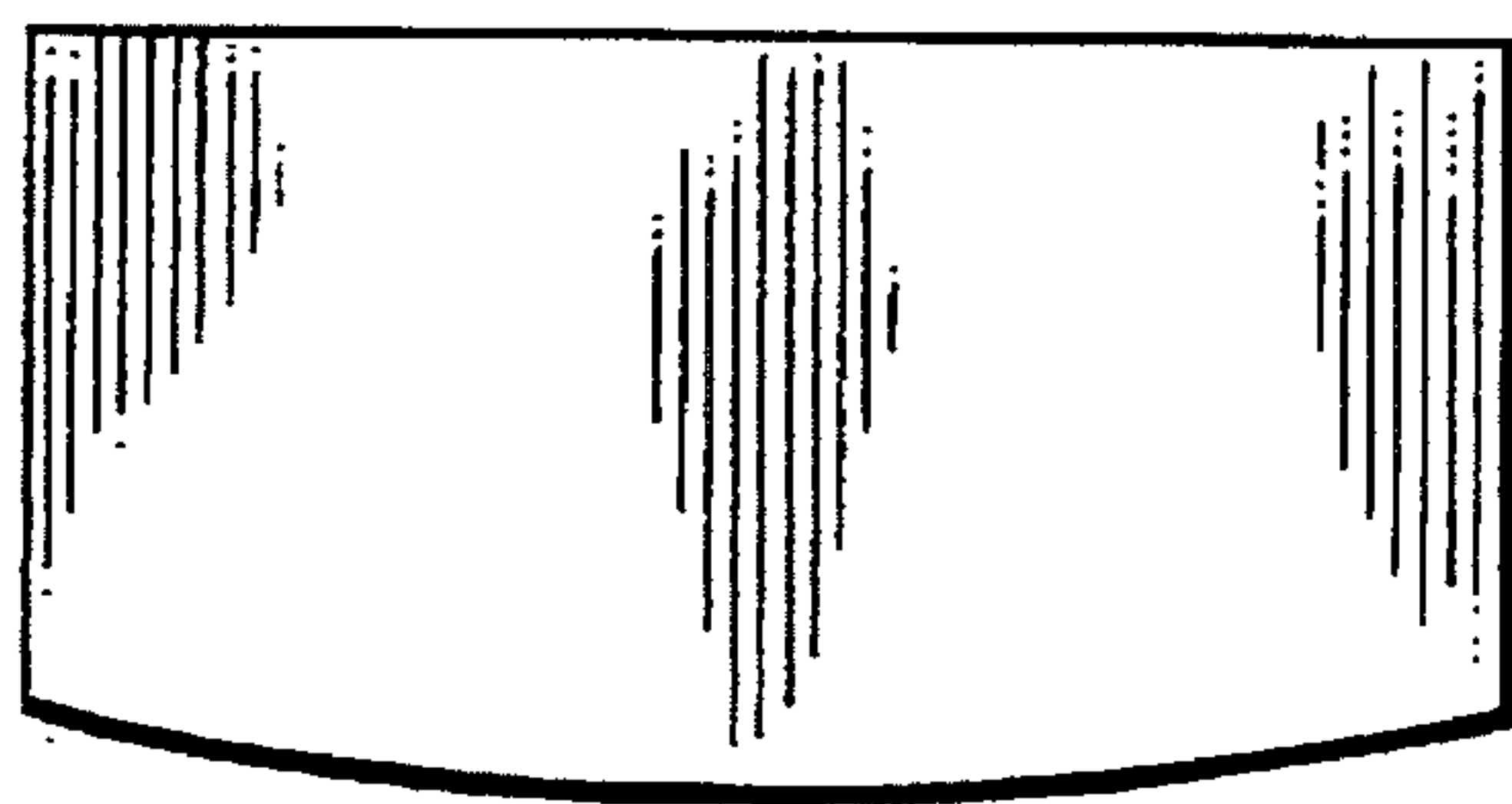
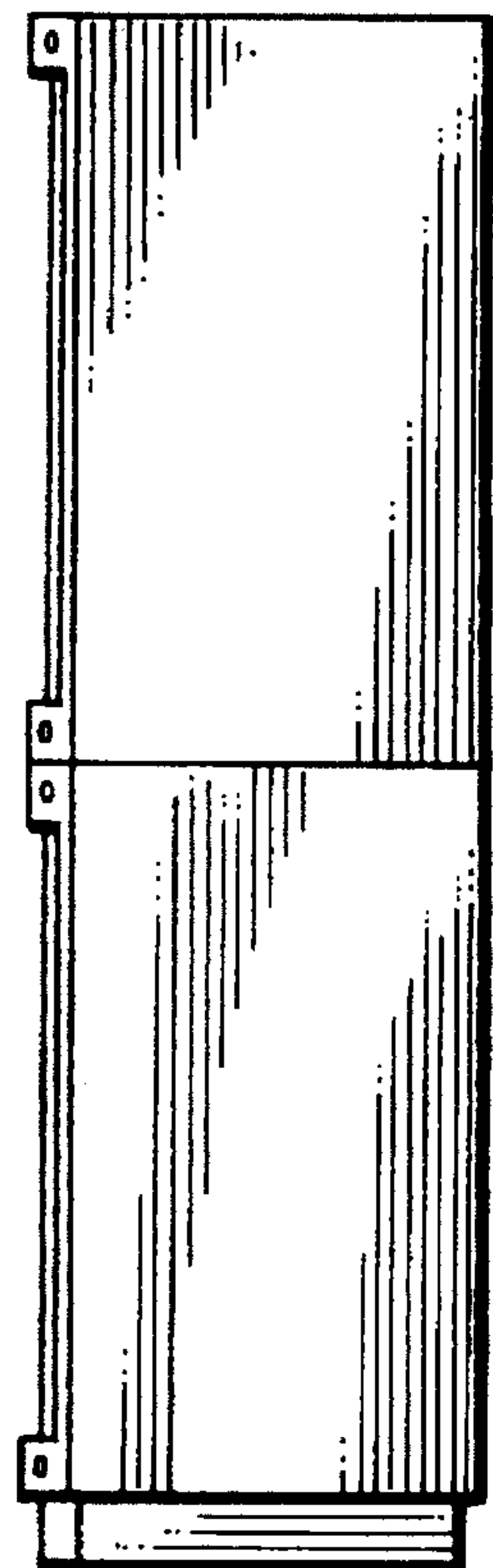


FIG. 6

FIG. 7

