



US00D379869S

# United States Patent [19] Formby

[11] Patent Number: **Des. 379,869**

[45] Date of Patent: **\*\*Jun. 17, 1997**

[54] PURSE

[75] Inventor: **Katherine Formby**, New York, N.Y.

[73] Assignee: **Sara Lee Corporation**, Winston-Salem, N.C.

[\*\*] Term: **14 Years**

[21] Appl. No.: **50,660**

[22] Filed: **Feb. 20, 1996**

[51] LOC (6) Cl. .... **03-01**

[52] U.S. Cl. .... **D3/243; D3/245**

[58] Field of Search ..... **D3/201, 232, 233, D3/243, 244, 245, 246, 303; D9/305, 432; 150/118; 383/18, 81, 117**

### [56] References Cited

#### U.S. PATENT DOCUMENTS

D. 95,392	4/1935	White	.....	D3/243
D. 312,393	11/1990	Bookoff et al.	.....	D9/305
D. 326,018	5/1992	Imbert	.....	D3/243

#### FOREIGN PATENT DOCUMENTS

710843	8/1931	France	.....	150/118
1253008	12/1960	France	.....	150/118
101337	2/1963	Norway	.....	383/18
732682	6/1955	United Kingdom	.....	383/81

#### OTHER PUBLICATIONS

Saratogo Townebag #601, T. Anthony, Ltd., Catalog, p. 12, believed to be prior art.

Three Gussett Brief (M356), Mark Cross Spring 1995 catalog, p. 23, believed to be prior art.

Folio (M432), Mark Cross Spring 1995 catalog, p. 23, believed to be prior art.

Two Gussett Brief (M355), Mark Cross Spring 1995 catalog (lower right), believed to be prior art.

Gatsik (M368), Mark Cross Spring 1995 catalog, believed to be prior art.

*Primary Examiner*—Louis S. Zarfes

*Assistant Examiner*—Monica A. Weingart

*Attorney, Agent, or Firm*—Rhodes, Coats & Bennett, L.L.P.

### [57] CLAIM

The ornamental design for a purse, as shown and described.

### DESCRIPTION

FIG. 1 is a front perspective view of a purse showing my new design, the broken lines for the hardware contained in the strap and closure are for illustrating environmental elements only and form no part of the claimed design;

FIG. 2 is a front elevational view thereof;

FIG. 3 is a side elevational view thereof, the opposite side elevational view being a mirror image;

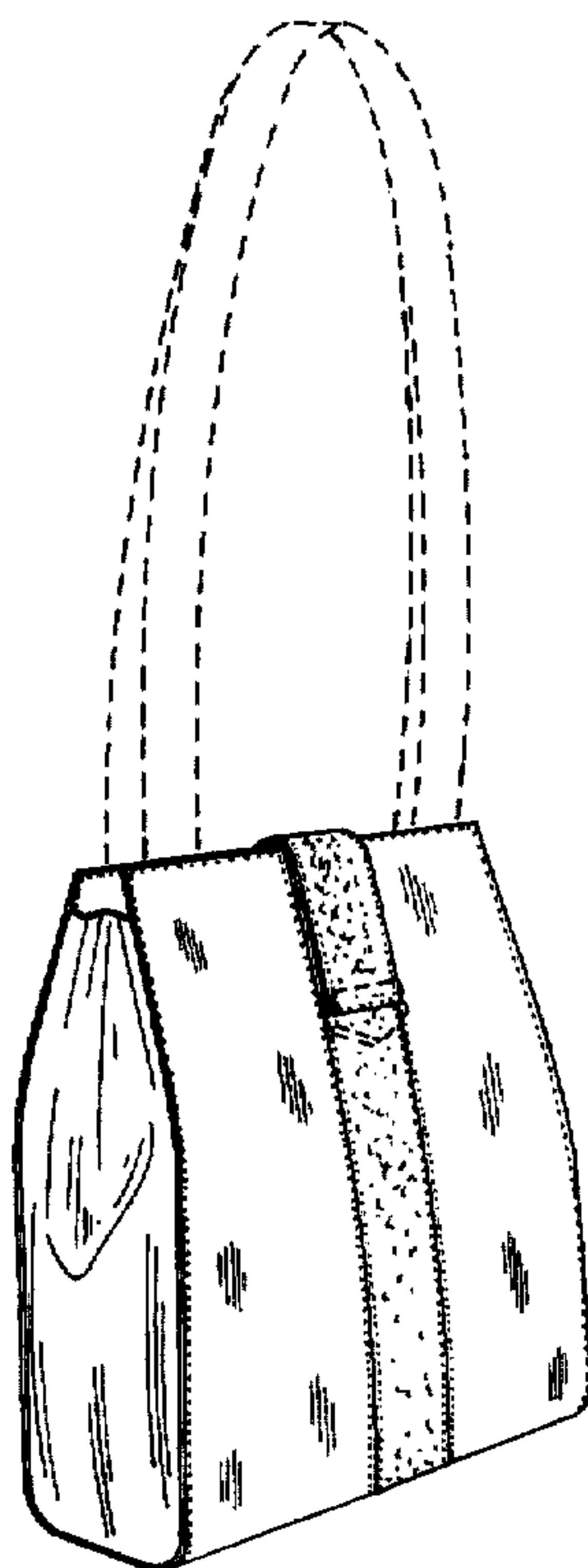
FIG. 4 is a rear elevational view thereof;

FIG. 5 is a bottom plan view thereof; and,

FIG. 6 represents a cross-section view taken along lines 6—6 on FIG. 2.

The shading on the vertical hand represents an inlaid pebble-textured surface. The dotted lines shown in close proximity to the pebble-textured surface in FIGS. 1, 2, 3, 4, and 5 represent conventional stitching.

**1 Claim, 3 Drawing Sheets**



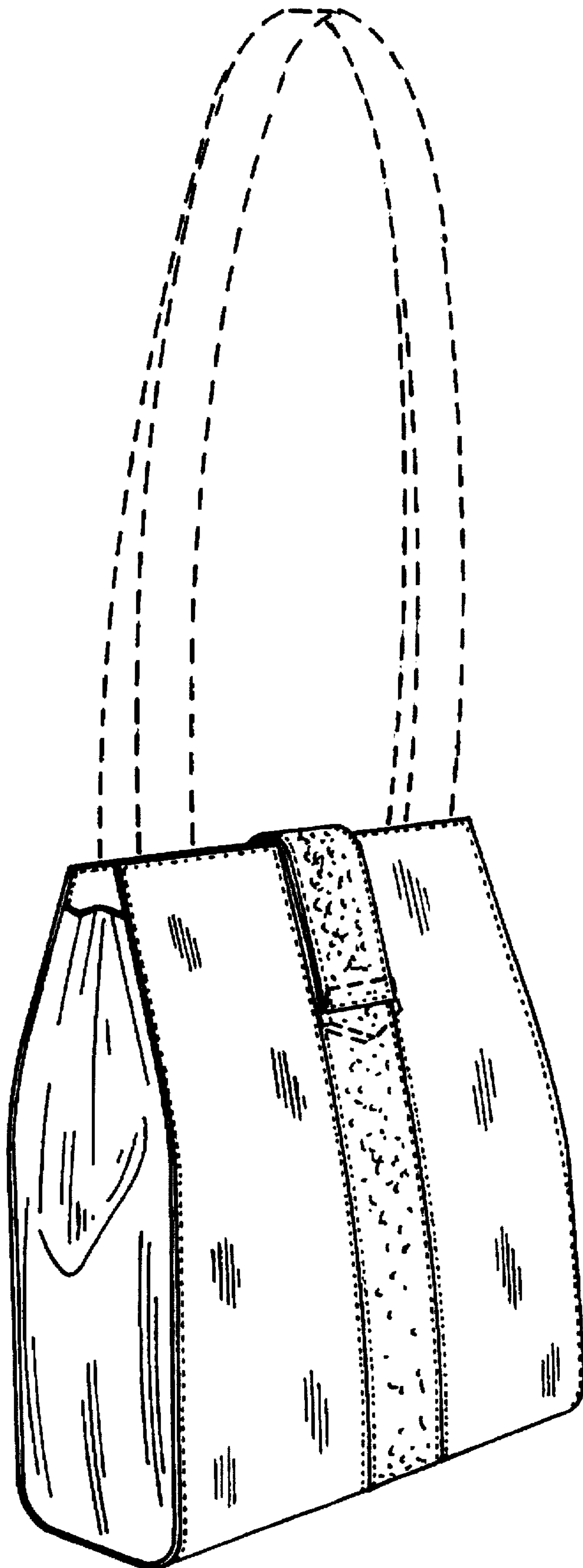


FIG. 1

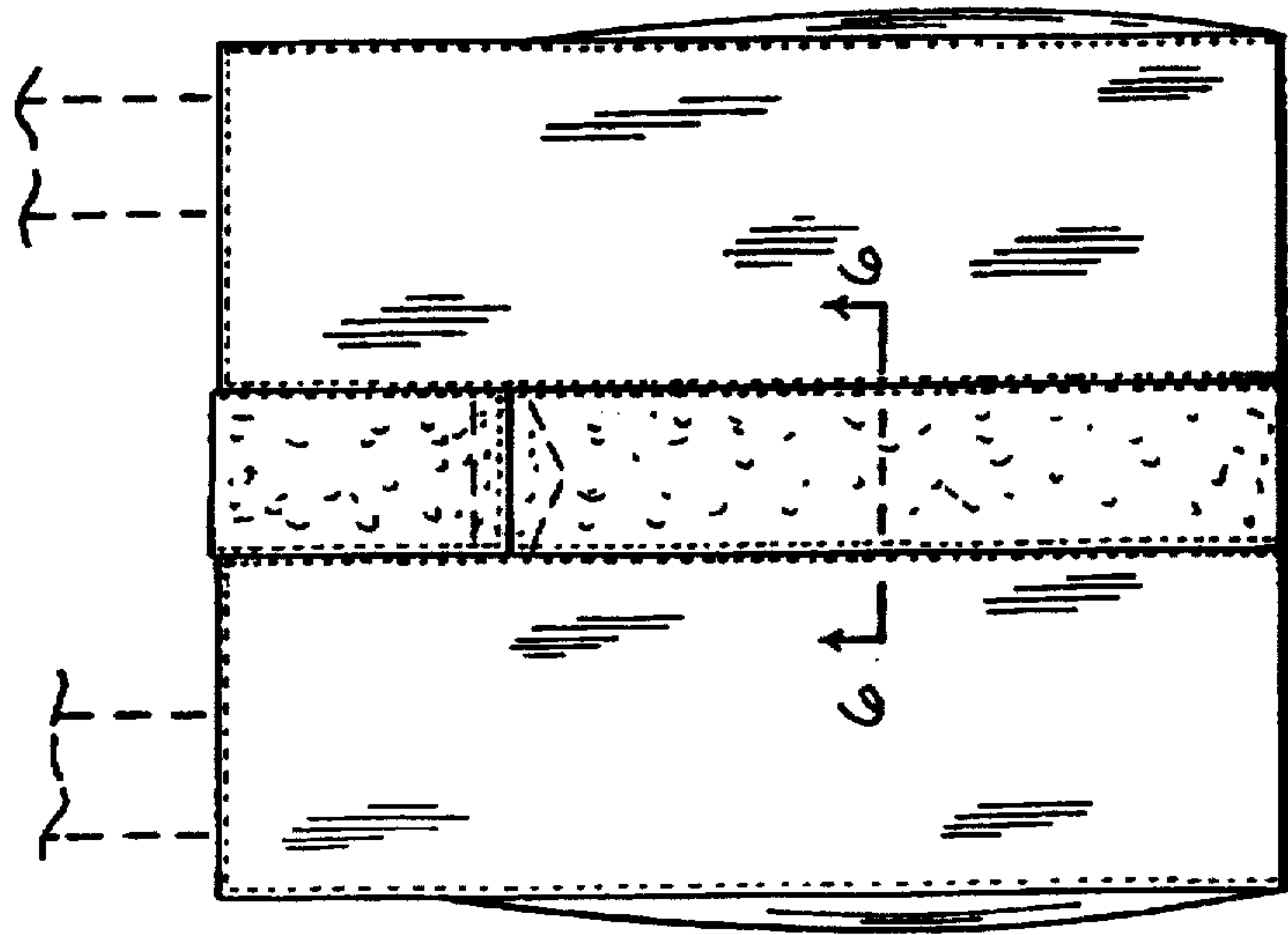


FIG. 2




FIG. 3

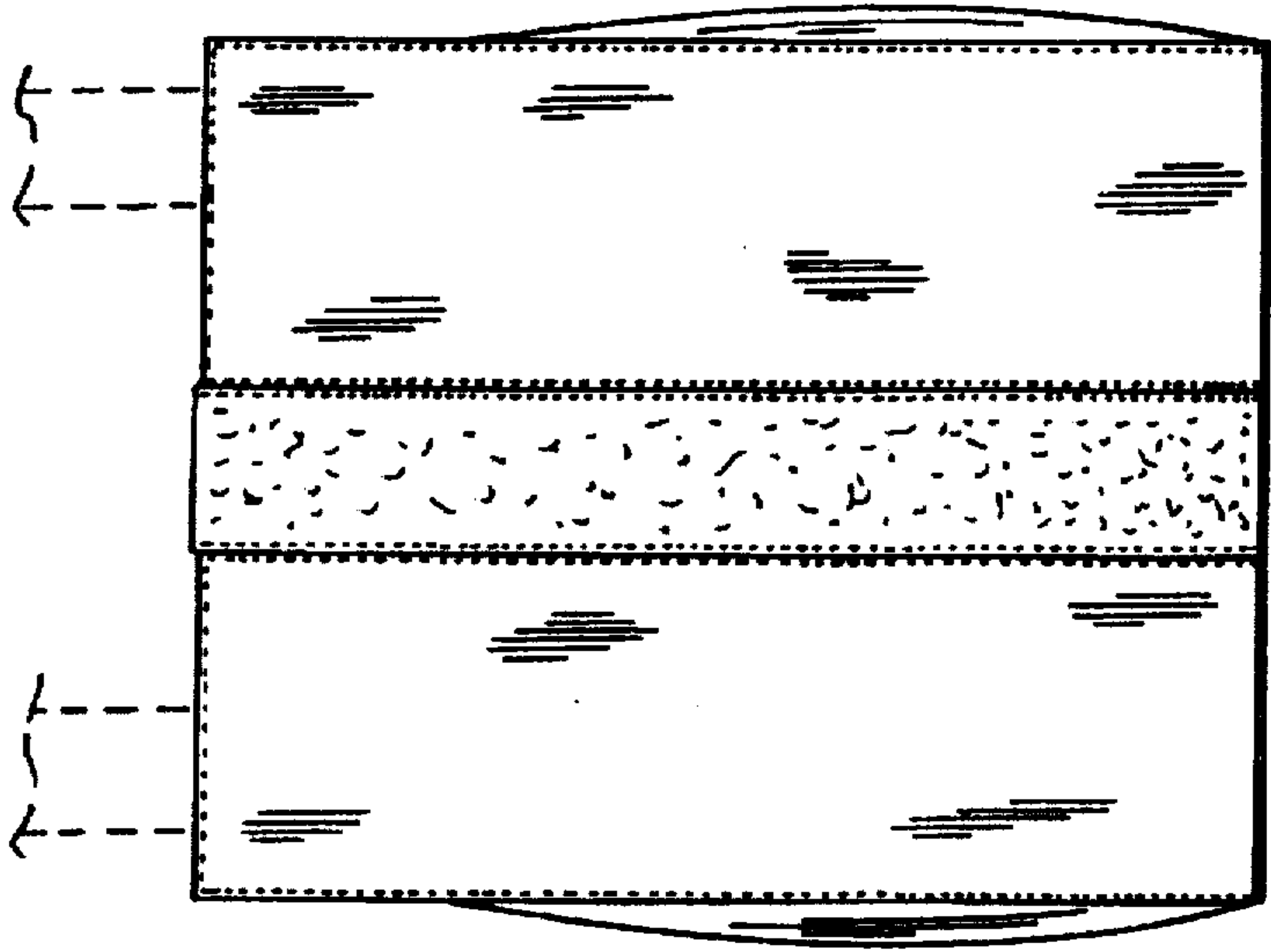


FIG. 4

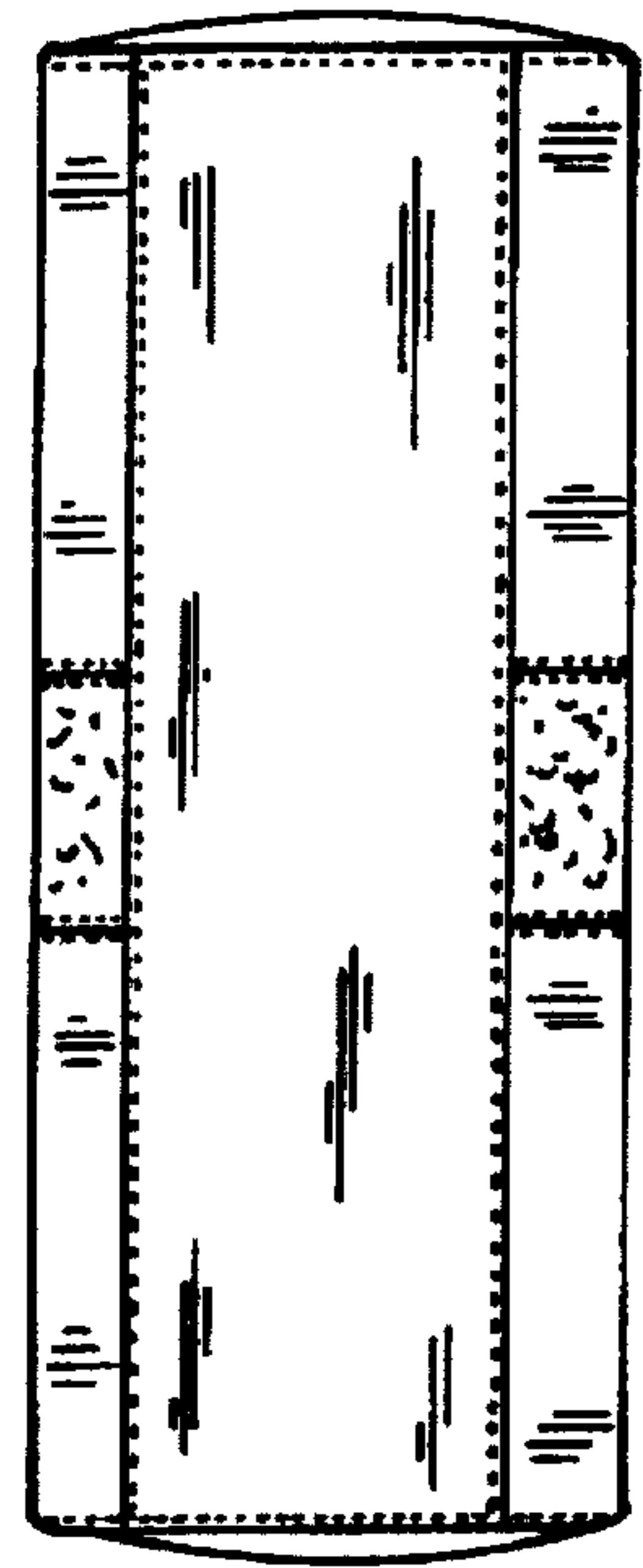


FIG. 5

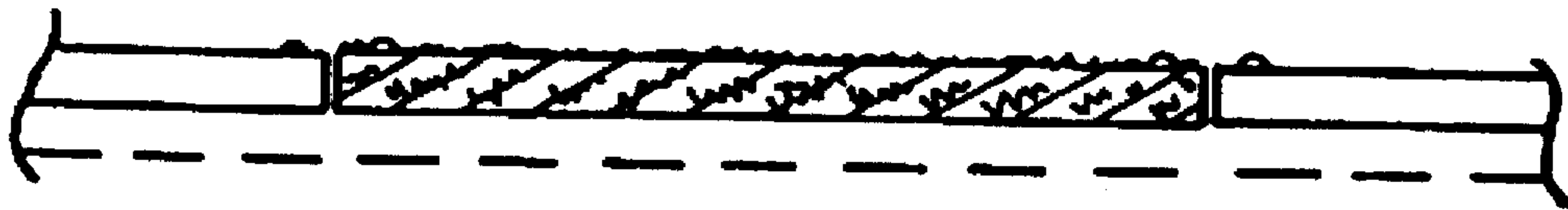


FIG. 6

UNITED STATES PATENT AND TRADEMARK OFFICE  
**CERTIFICATE OF CORRECTION**


PATENT NO. : Des. 379,869  
DATED : June 17, 1997  
INVENTOR(S) : Katherine Formby

It is certified that error appears in the above-identified patent and that said Letters Patent is hereby corrected as shown below:

In the description, in the first sentence after Figure Description 6, the word "hand" should be "band."

Signed and Sealed this  
Twenty-third Day of September, 1997

Attest:



BRUCE LEHMAN

Attesting Officer

Commissioner of Patents and Trademarks