



US00D379859S

**United States Patent** [19]  
**Chan**

[11] **Patent Number: Des. 379,859**  
[45] **Date of Patent: \*\*Jun. 17, 1997**

[54] **PATTERN STITCHING FOR A PALM PORTION OF A WORK GLOVE**

4,779,289 10/1988 Prouty ..... 2/159 X  
4,942,626 7/1990 Stern et al. .... 2/161.8 X

[76] **Inventor: Yat Ming Chan, 128 Seaboard La., Franklin, Tenn. 37064**

[\*\*] **Term: 14 Years**

[21] **Appl. No.: 28,467**

[22] **Filed: Sep. 15, 1994**

**Related U.S. Application Data**

[63] Continuation-in-part of Ser. No. 6,652, Apr. 5, 1993.

[51] **LOC (6) Cl. .... 02-06**

[52] **U.S. Cl. .... D2/623**

[58] **Field of Search** ..... D2/610, 611, 612, D2/613, 614, 615, 616, 617, 618, 620, 623; D29/117, 113, 100, 123; 2/159, 160, 161.1, 161.2, 161.5, 161.6, 161.7, 164

[56] **References Cited**

**U.S. PATENT DOCUMENTS**

2,255,685 9/1941 Speranded ..... D2/620 X

**OTHER PUBLICATIONS**

Mine Safety Appliances Company 1939 p. 92 bottom left.

*Primary Examiner*—Ted Shooman  
*Assistant Examiner*—Paula Mortimer  
*Attorney, Agent, or Firm*—M. K. Silverman

[57] **CLAIM**

The ornamental design for a pattern stitching for a palm portion of a work glove, as shown and described.

**DESCRIPTION**

FIG. 1 is a front perspective view of a pattern for stitching for a palm portion of a work glove showing my new design; FIG. 2 is a front elevational view thereof; FIG. 3 is a left side elevational view thereof; FIG. 4 is a right side elevational view thereof; and, FIG. 5 is a top plan view thereof.

The broken line showing of the glove in FIGS. 1, 2, 3, 4, and 5 is for illustrative purposes only and forms no part of the claimed design.

**1 Claim, 1 Drawing Sheet**

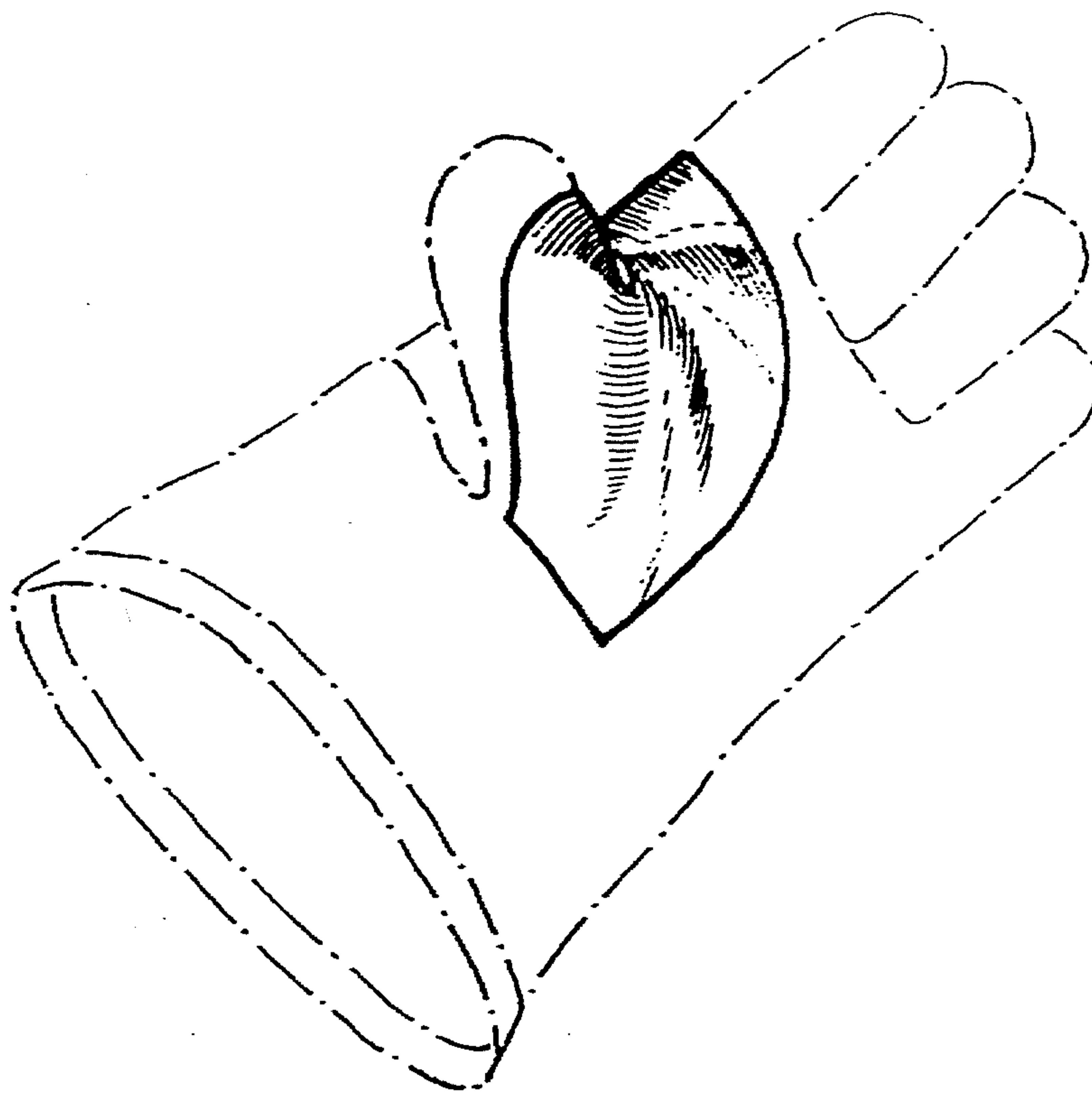


FIG. 1.

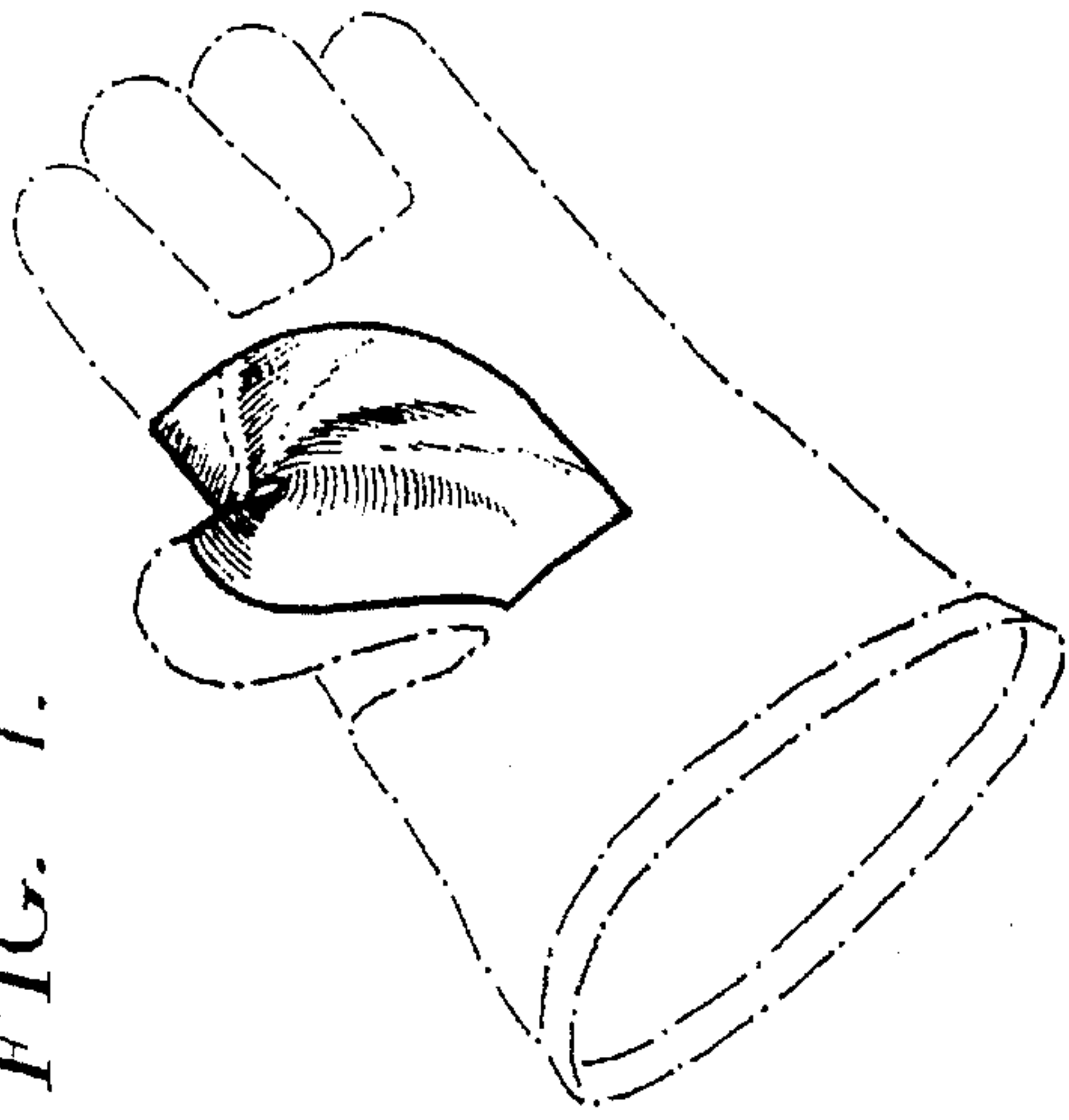


FIG. 2.

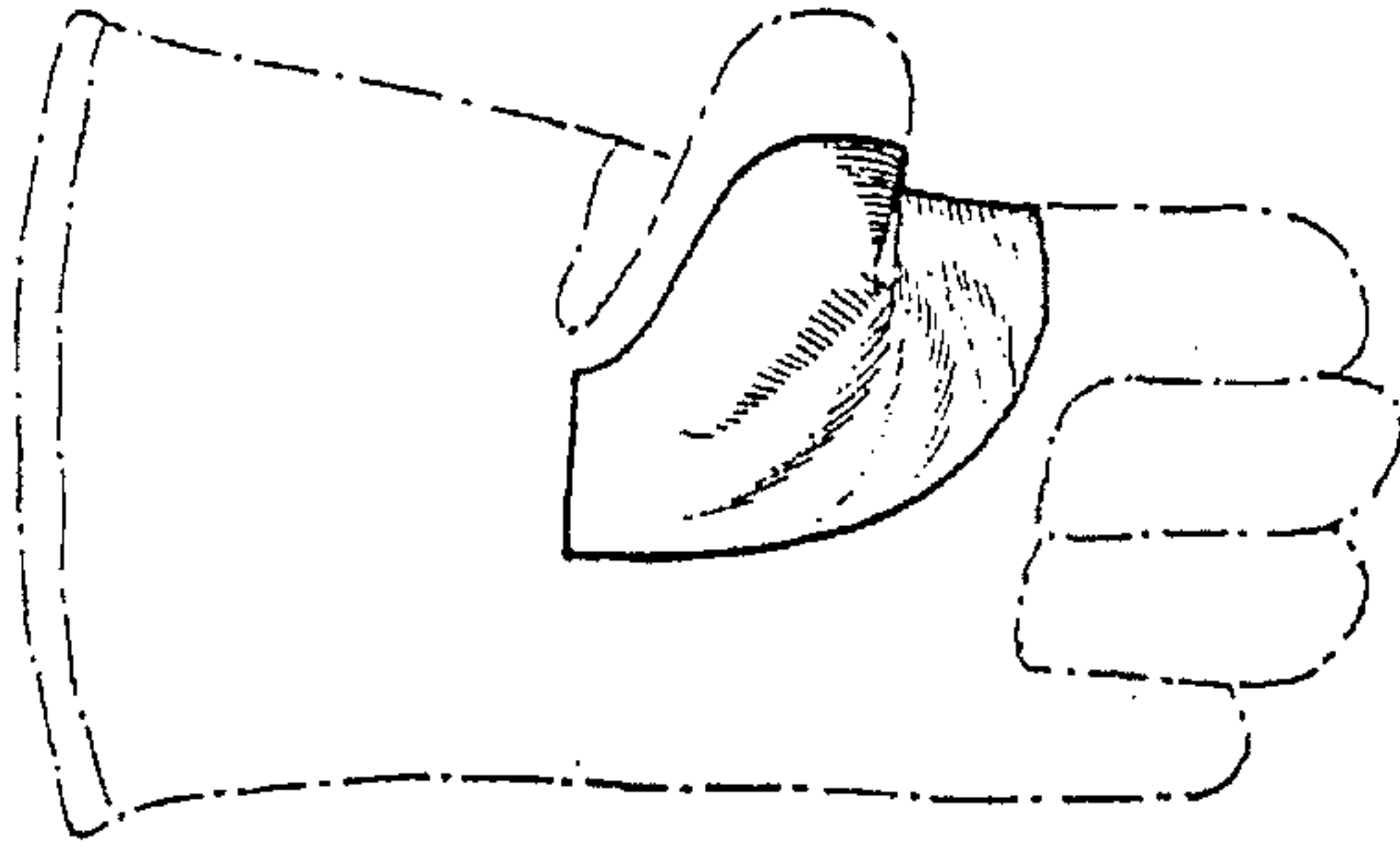


FIG. 3.




FIG. 4.

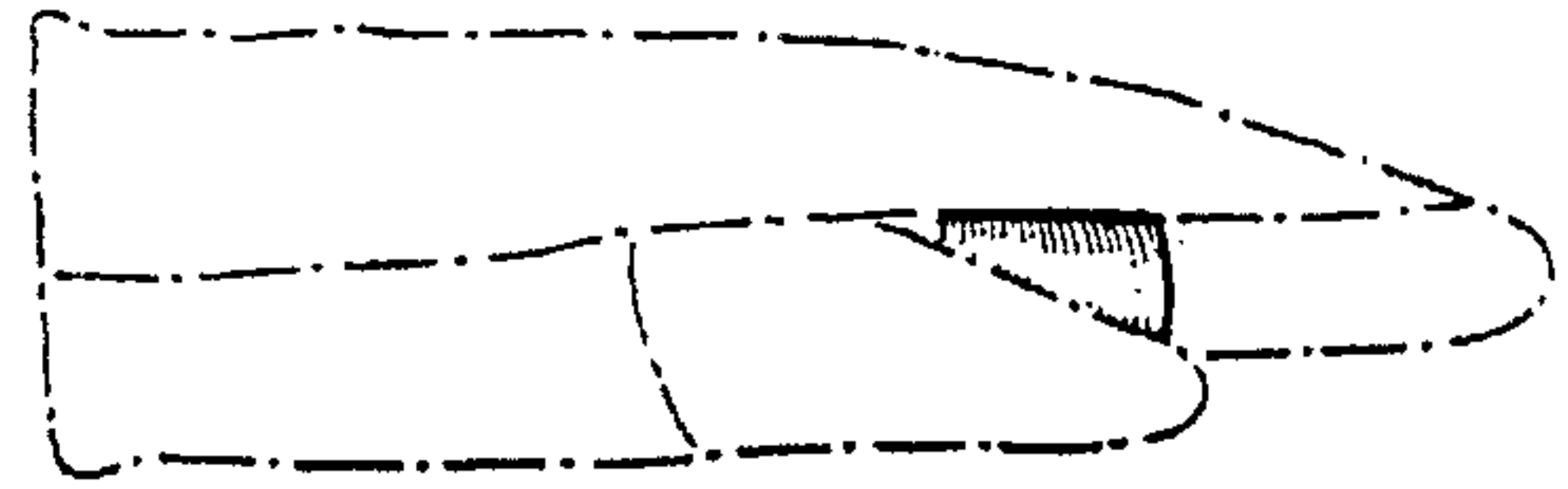


FIG. 5.

