



US00D379858S

**United States Patent** [19]  
**Simpson, Jr.**

[11] **Patent Number: Des. 379,858**  
[45] **Date of Patent: \*\*Jun. 17, 1997**

[54] **WRIST SHIELD**  
[76] **Inventor: Mayo L. Simpson, Jr., 2760 Stavors Rd., Waldorf, Md. 20603**  
[\*\*] **Term: 14 Years**  
[21] **Appl. No.: 48,131**  
[22] **Filed: Dec. 21, 1995**  
[51] **LOC (6) Cl. .... 02-06**  
[52] **U.S. Cl. .... D2/610**  
[58] **Field of Search .... D2/610, 611; 2/16, 2/171, 181, 312, DIG. 11; D10/30, 31, 32**

4,521,922 6/1985 Mitchell et al. .... 2/171  
4,825,475 5/1989 Smart ..... 2/312  
4,918,757 4/1990 Janssen et al. .... 2/DIG. 11 X  
4,941,210 7/1990 Konuak ..... 2/DIG. 11 X  
4,958,385 9/1990 Rushton, Jr. .... 2/181 X  
4,991,234 2/1991 Greenberg ..... 2/16 X

*Primary Examiner*—Paula A. Mortimer

[57] **CLAIM**

The ornamental design for a wrist shield, as shown and described.

**DESCRIPTION**

FIG. 1 is a front elevational view of the wrist shield showing my new design;  
FIG. 2 is a rear elevational view thereof;  
FIG. 3 is a left side elevational view thereof;  
FIG. 4 is a right side elevational view thereof;  
FIG. 5 is a top plan view thereof; and,  
FIG. 6 is a bottom plan view thereof.

[56] **References Cited**

**U.S. PATENT DOCUMENTS**

2,369,115 2/1945 Bloom ..... 2/16  
3,458,867 8/1969 Moore et al. .... 2/16

**1 Claim, 2 Drawing Sheets**

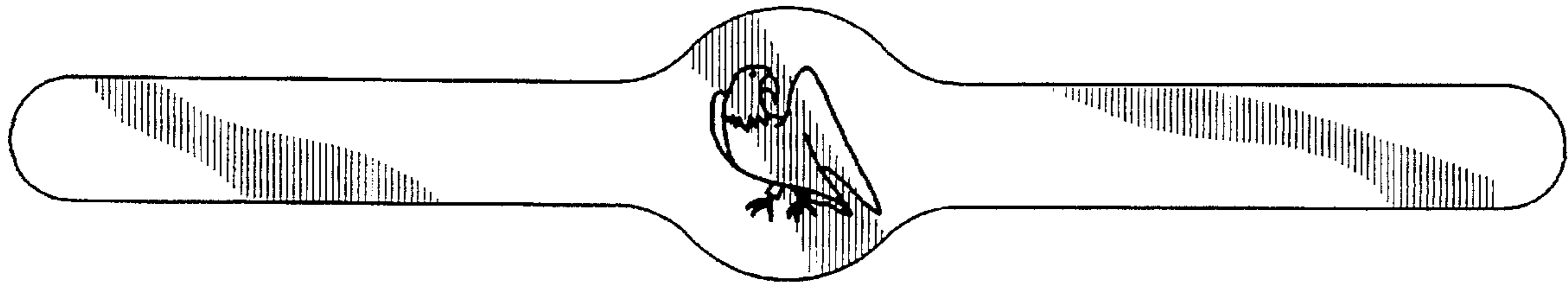


FIG. 1

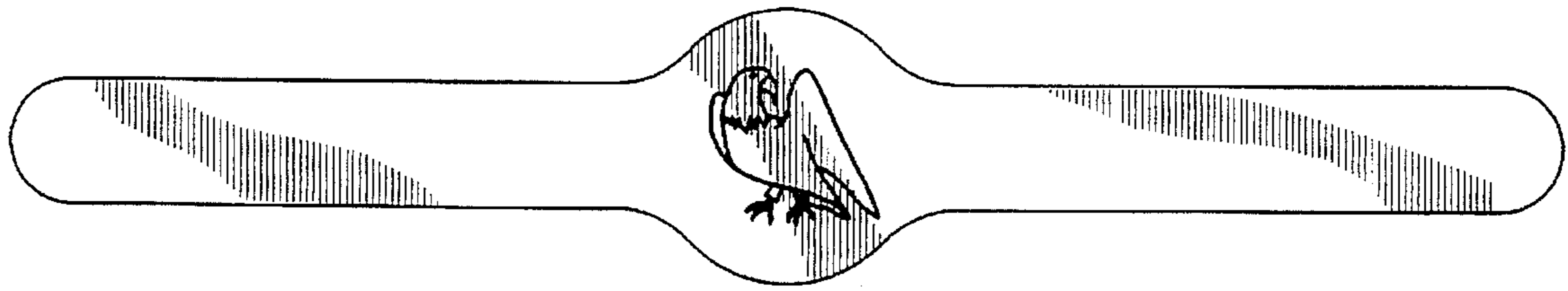
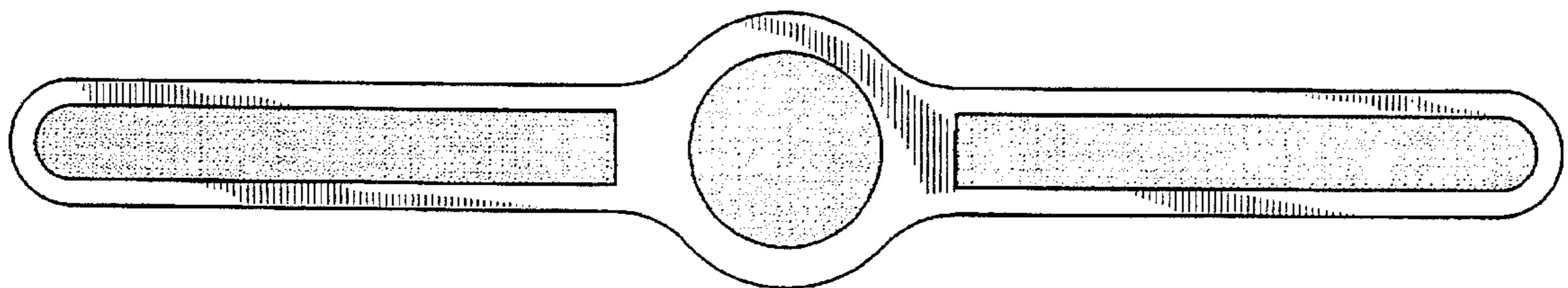


FIG. 2



*FIG. 3*



*FIG. 4*



*FIG. 5*



*FIG. 6*

