



US00D379807S

United States Patent [19] Kennedy

[11] Patent Number: **Des. 379,807**

[45] Date of Patent: ****Jun. 10, 1997**

[54] **TOP PORTION OF A COMPUTER
KEYBOARD**
[75] Inventor: **Michael D. Kennedy**, Brookline, Mass.
[73] Assignee: **MediBase, Inc.**, Brookline, Mass.
[**] Term: **14 Years**

D. 300,140 3/1989 Cain et al. D14/115
D. 341,354 11/1993 Holterman D13/164

Primary Examiner—Freda Nunn
Attorney, Agent, or Firm—Pandiscio & Pandiscio

[21] Appl. No.: **42,890**
[22] Filed: **Aug. 21, 1995**

[57] CLAIM

The ornamental design for the top portion of a computer keyboard, as shown and described.

[51] LOC (6) Cl. **14-02**
[52] U.S. Cl. **D14/115**
[58] Field of Search D14/100, 101,
D14/106, 115; D18/1, 7, 2; 235/145 A,
145 R; 200/5 A, 5 R, 6 A, 6 R; 345/168;
341/22, 23; 364/708.1; 400/472, 479, 484-486,
488, 489, 682; 361/680; D13/164

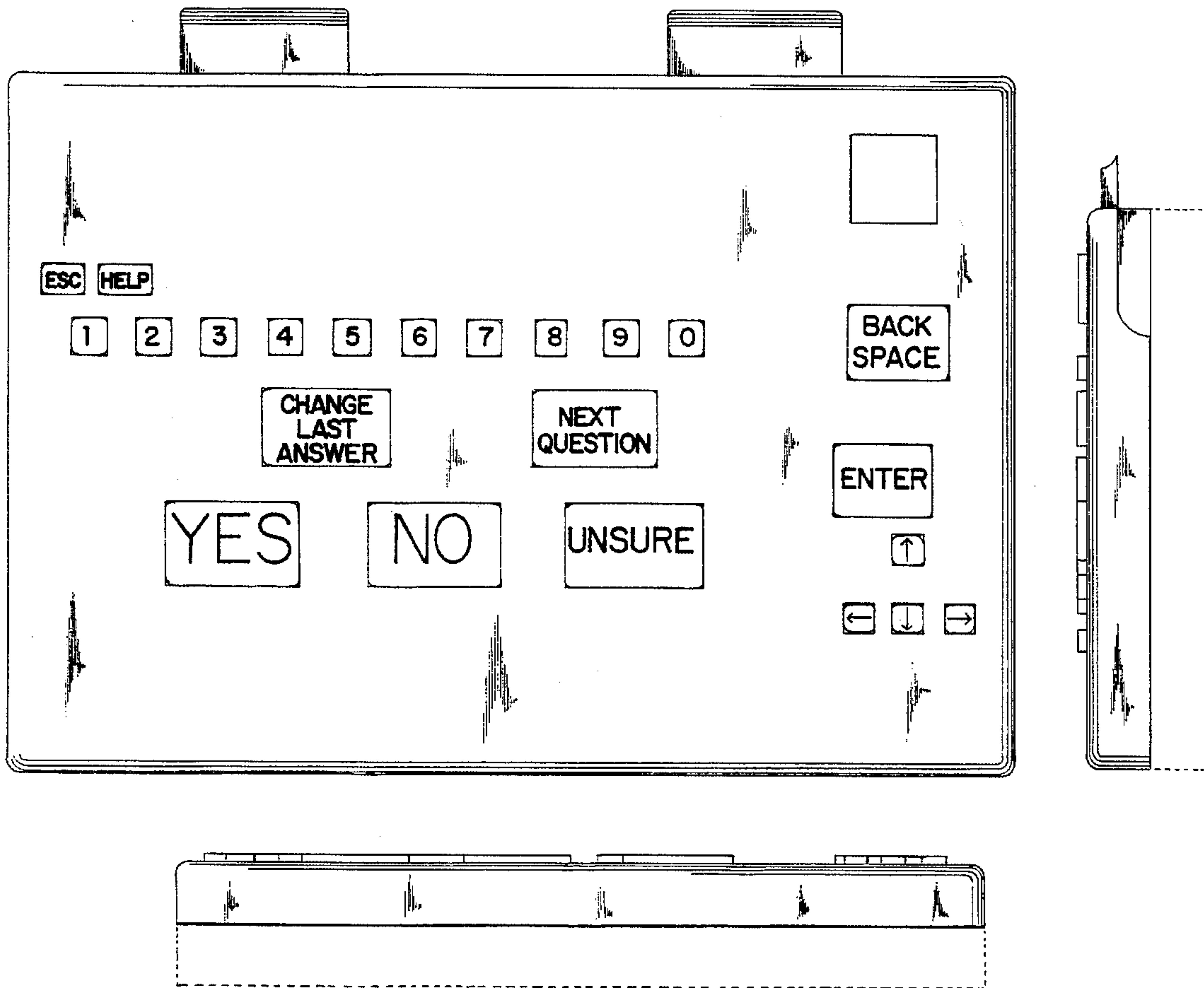
DESCRIPTION

FIG. 1 is a top view of the top portion of a computer keyboard which constitutes my new design;
FIG. 2 is a front view of the computer keyboard shown in FIG. 1;
FIG. 3 is a rear view of the computer keyboard shown in FIG. 1;
FIG. 4 is a left side view of the computer keyboard shown in FIG. 1; and,
FIG. 5 is a right side view of the computer keyboard shown in FIG. 1.
The broken lines are shown in the views for illustrative purposes only and form no part of the claimed design.

[56] References Cited U.S. PATENT DOCUMENTS

D. 221,951 9/1971 Kindley D14/115
D. 284,662 7/1986 McKenzie et al. D14/115 X

1 Claim, 2 Drawing Sheets



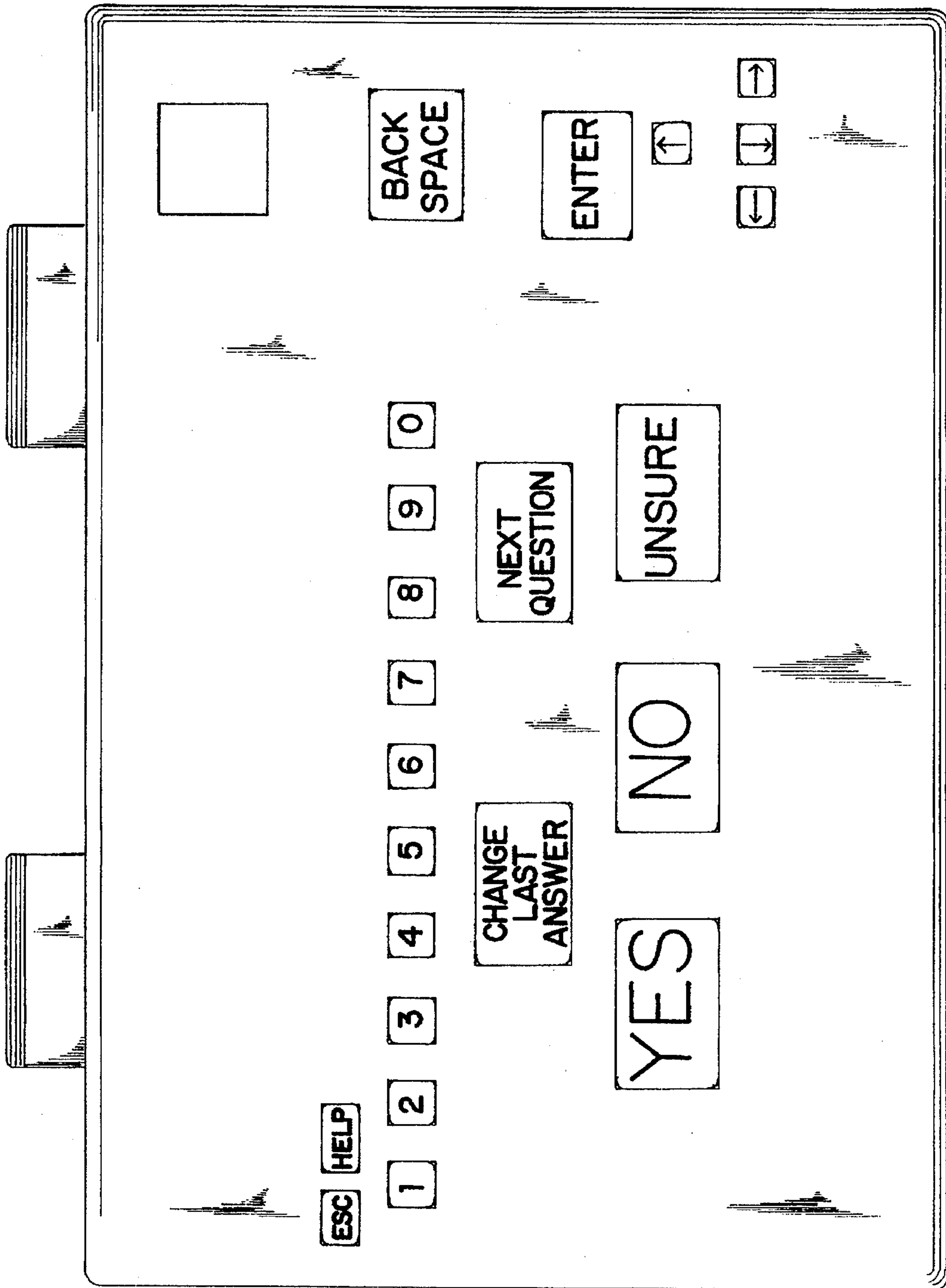


FIG. 1

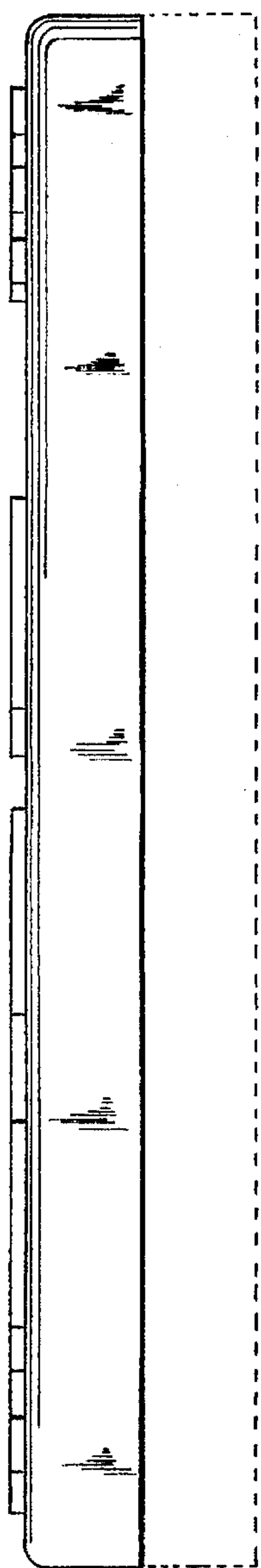


FIG. 2

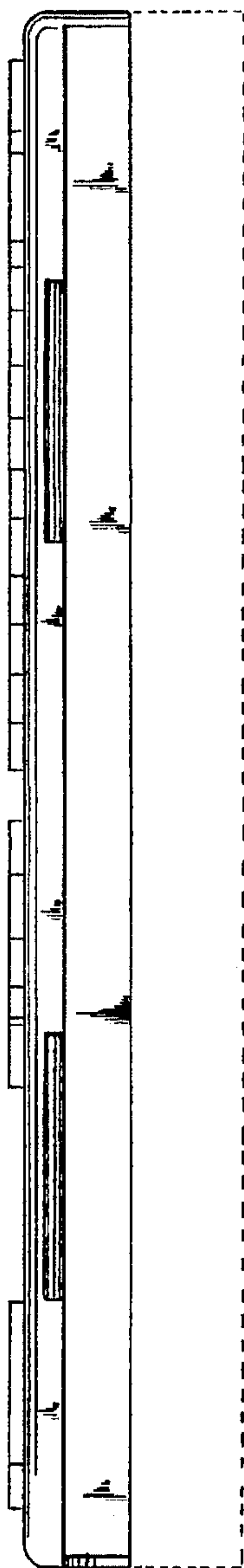


FIG. 3

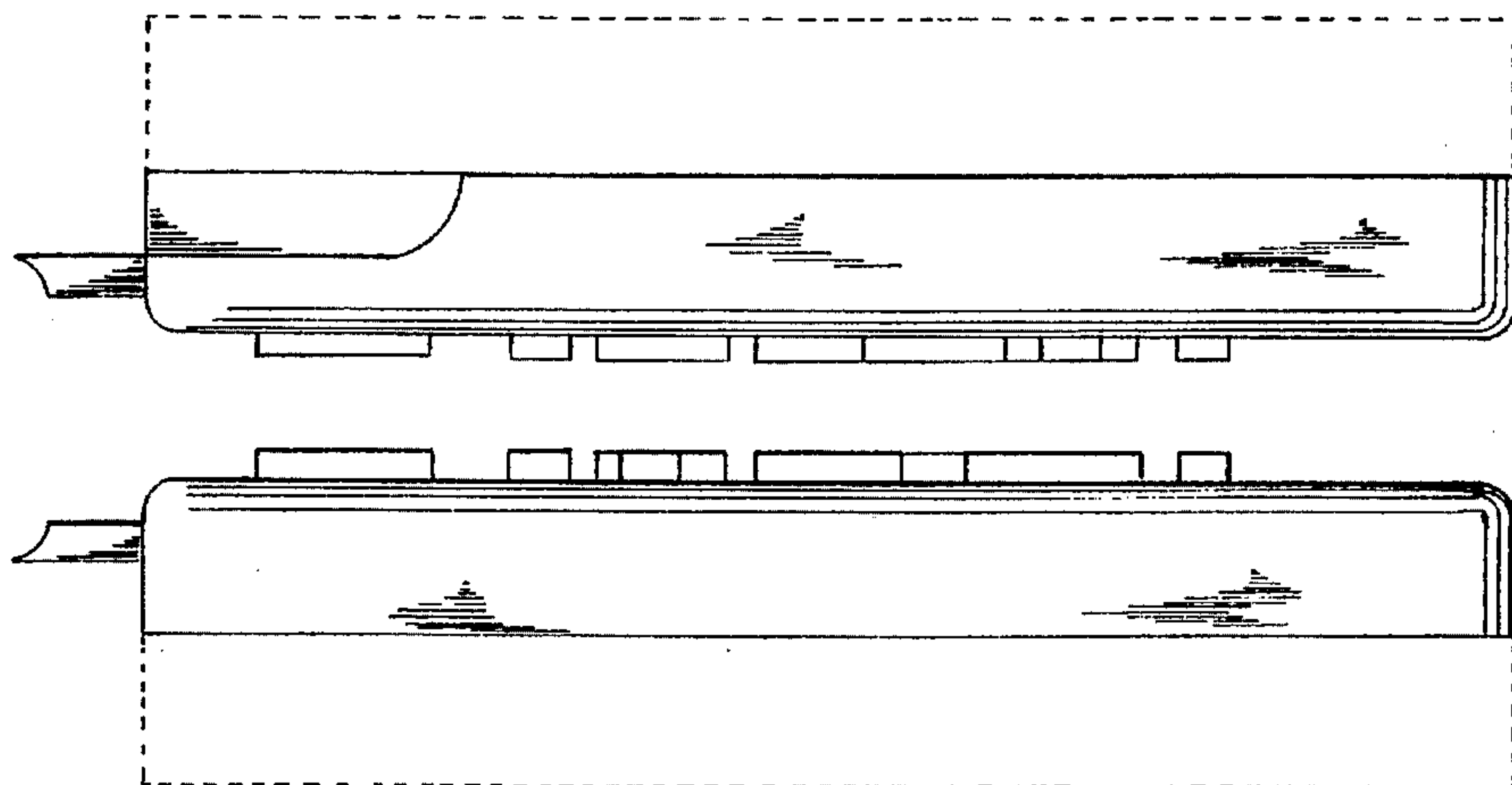


FIG. 5

FIG. 4