



US00D379792S

# United States Patent [19]

Consolacion et al.

[11] Patent Number: **Des. 379,792**

[45] Date of Patent: **\*\*Jun. 10, 1997**

[54] **TIRE TREAD**

[75] Inventors: **Rudy E. Consolacion**, Akron; **Keith E. Grabo**, Brecksville, both of Ohio

[73] Assignee: **The Goodyear Tire & Rubber Company**, Akron, Ohio

[\*\*] Term: **14 Years**

[21] Appl. No.: **51,968**

[22] Filed: **Mar. 20, 1996**

[51] LOC (6) Cl. .... **12-15**

[52] U.S. Cl. .... **D12/147**

[58] Field of Search ..... **D12/140-143, D12/146, 147, 148; 152/209 R, 209 D**

[56] **References Cited**

**U.S. PATENT DOCUMENTS**

- D. 262,102 12/1981 Baus et al. .... D12/147
- D. 294,930 3/1988 Slagh ..... D12/147
- D. 339,777 9/1993 Tsuda et al. .... D12/147

**OTHER PUBLICATIONS**

- Douglas Performance 600/700 tire, *1994 Tread Design Guide*, p. 18, third row, middle.
- Remington XT 120 "SR" 6 Rib tire, *1994 Tread Design Guide*, p. 52, bottom row, far right.
- Goodyear Eagle GT, II tire, *1995 Tread Design Guide*, p. 33, top row, second from right.

Jetzon Revenger HR tire, *1995 Tread Design Guide*, p. 38, third row, middle.

Kumho 755 tire, *1995 Tread Design Guide*, p. 40, second row, middle.

Lee Ultra HR 765 tire, *1995 Tread Design Guide*, p. 42, third row, second from right.

Pos-A-Traction Twister tire, *1995 Tread Design Guide*, p. 57, bottom row, far right.

"Road Hugger" tire illustration, Associated Brands ad, *Modern Tire Dealer Magazine*, Feb. 1994, rear cover.

*Primary Examiner*—James Gandy

*Assistant Examiner*—Robert M. Spear

*Attorney, Agent, or Firm*—T. P. Lewandowski

[57] **CLAIM**

The ornamental design for a tire tread, as shown and described.

**DESCRIPTION**

FIG. 1 is a perspective view of a tire tread, it being understood that the tread pattern repeats uniformly throughout the circumference of the tire;

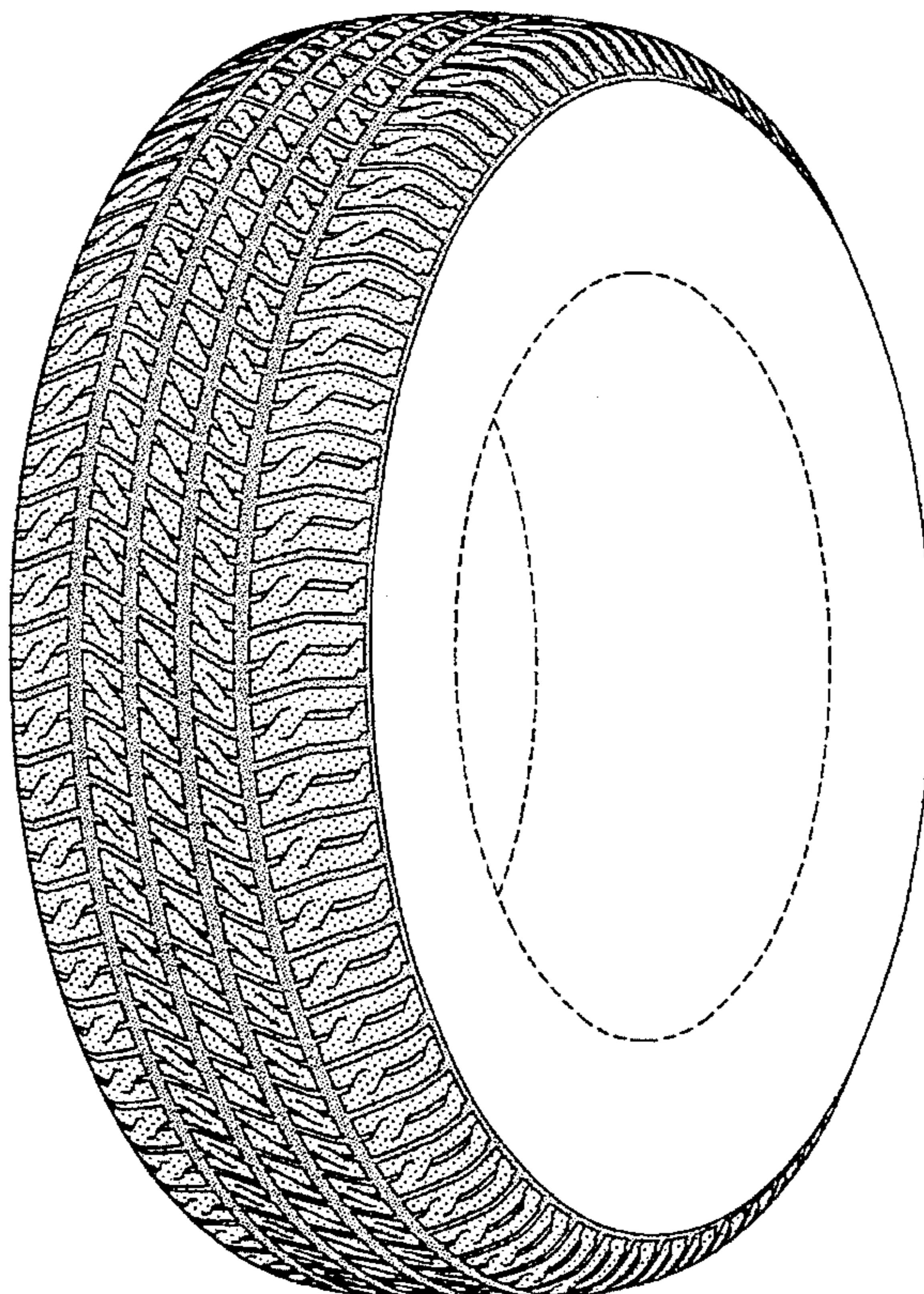
FIG. 2 is a front elevational view thereof;

FIG. 3 is a side elevational view thereof; and,

FIG. 4 is an enlarged fragmentary front view thereof.

The broken line showing of the tire sidewall in the drawings is for illustrative purposes only and forms no part of the claimed design.

**1 Claim, 4 Drawing Sheets**





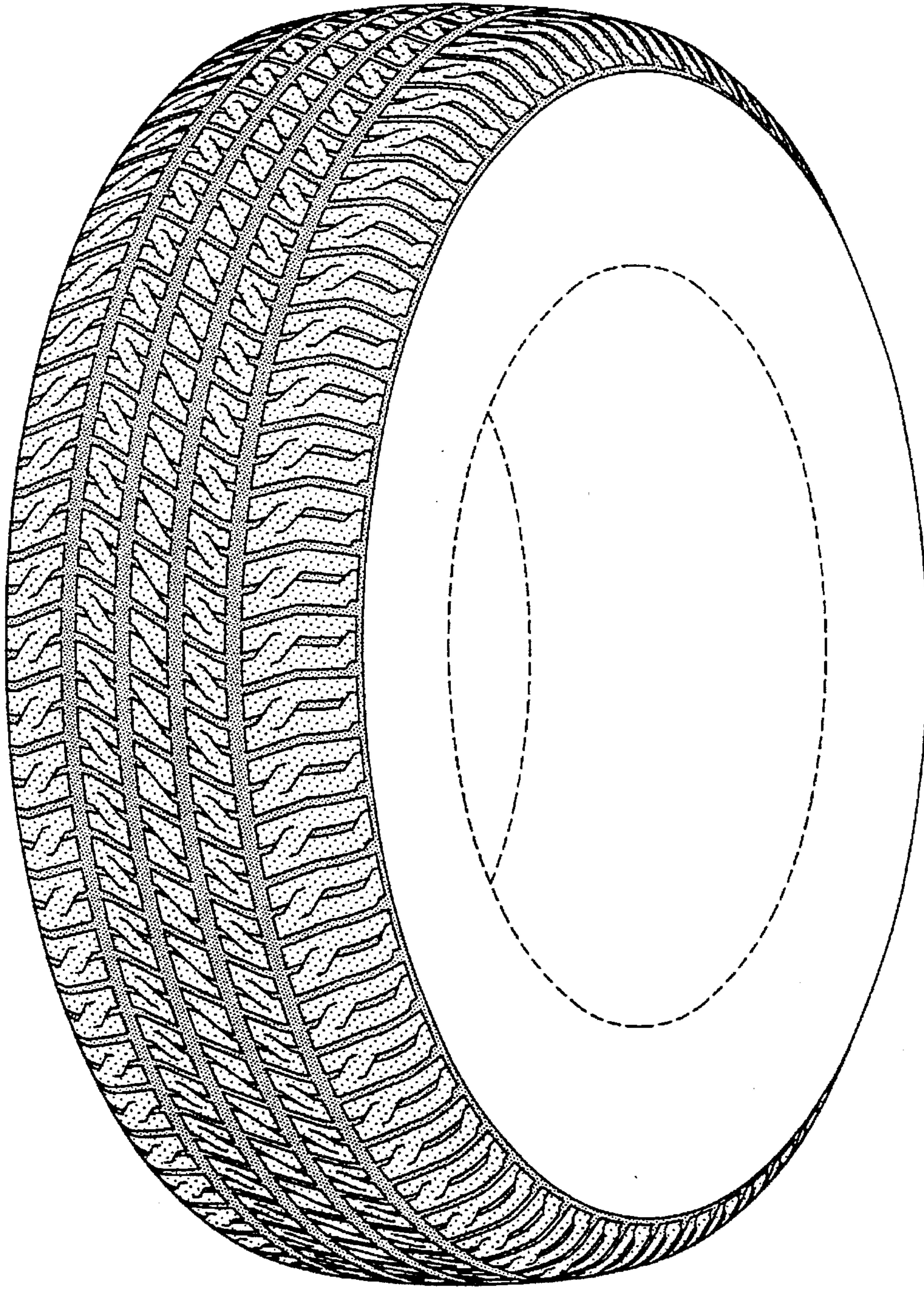


FIG-1






FIG-2

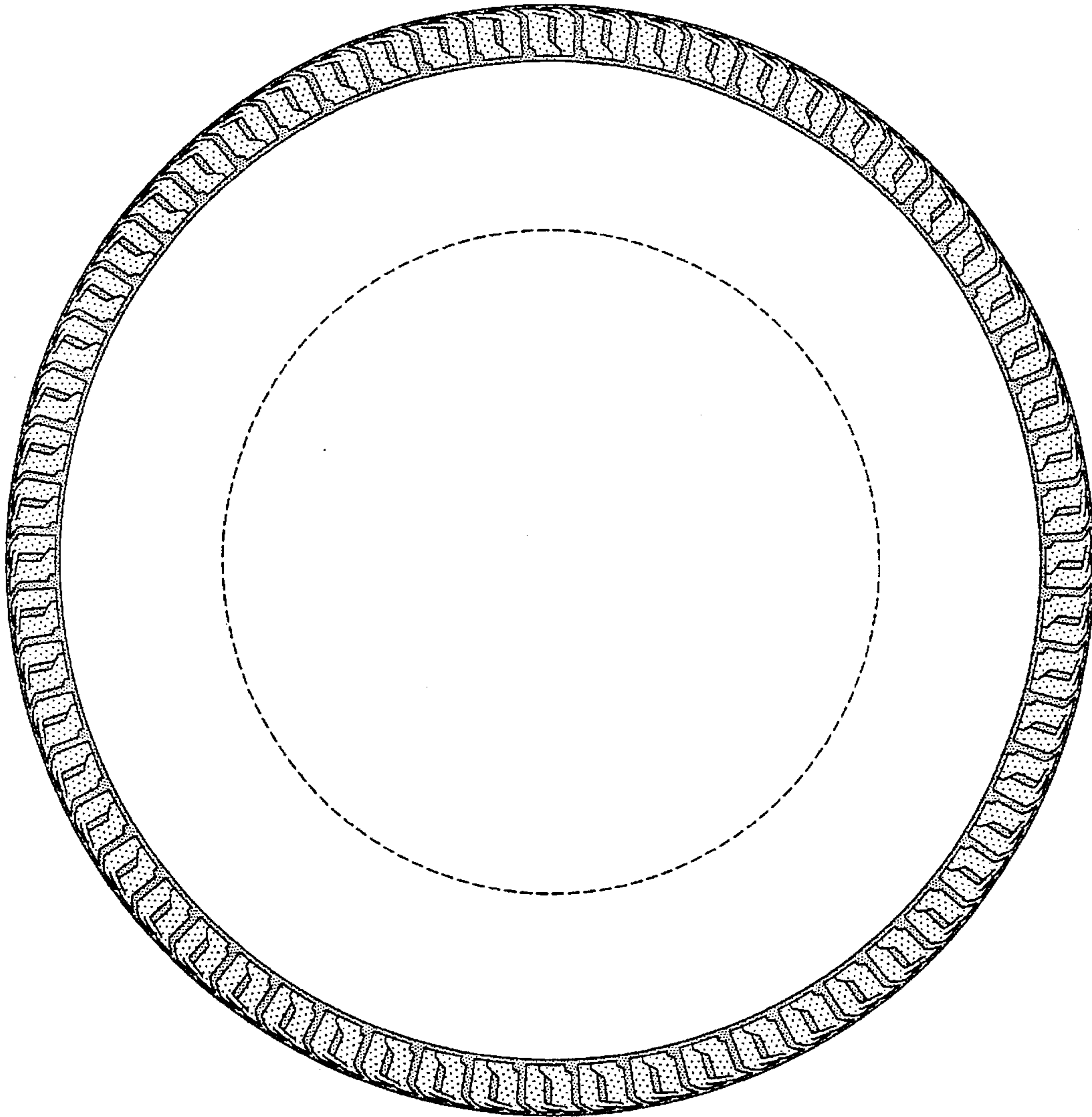


FIG-3



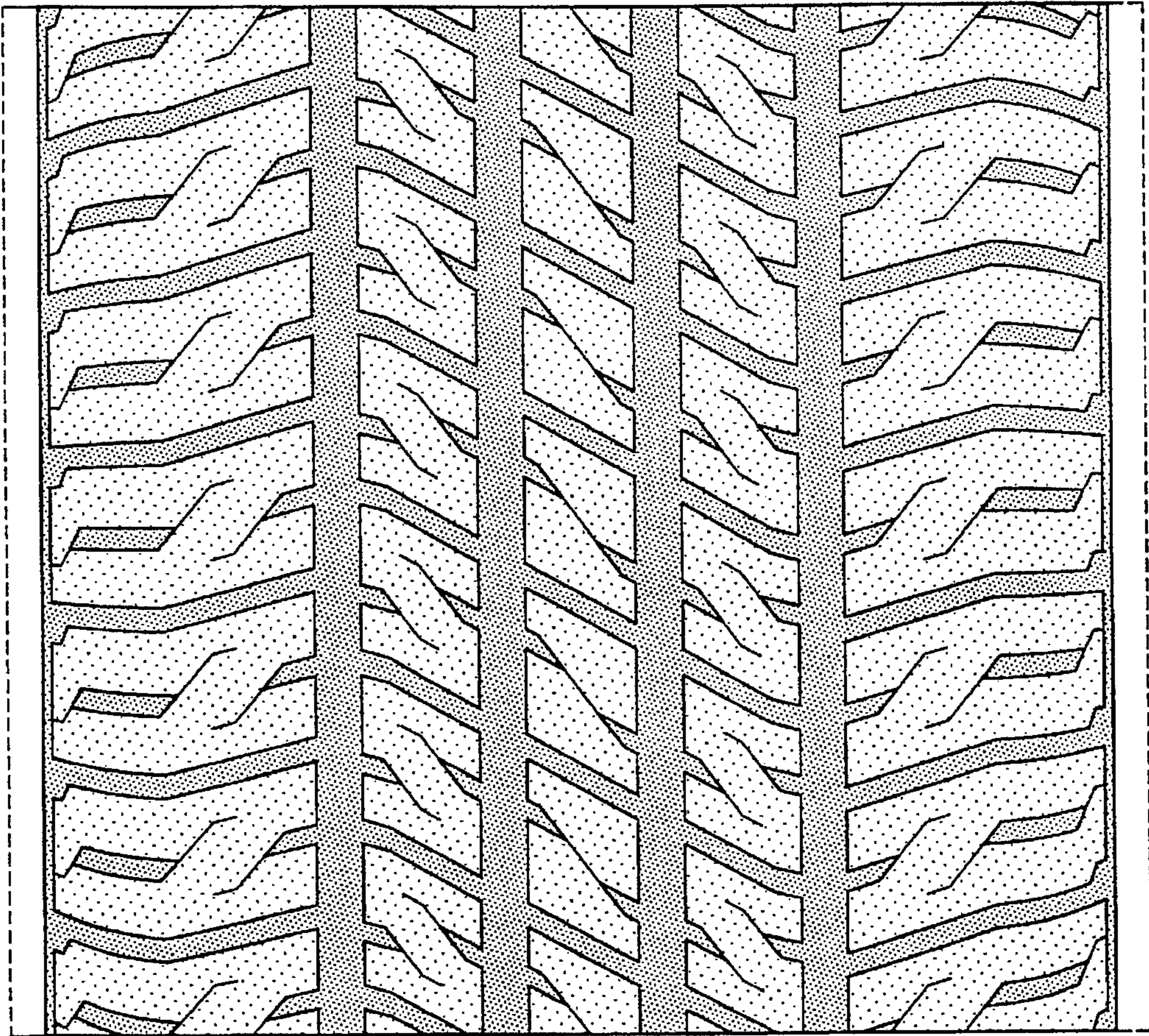


FIG-4