



US00D379773S

United States Patent [19]

Paredes

[11] Patent Number: **Des. 379,773**

[45] Date of Patent: ****Jun. 10, 1997**

[54] **BEZEL RING FOR ANALOG WRISTWATCH**

[75] Inventor: **Edgardo B. Paredes**, Cebu, Philippines

[73] Assignee: **Timex Corporation**, Middlebury, Conn.

[**] Term: **14 Years**

[21] Appl. No.: **44,430**

[22] Filed: **Sep. 25, 1995**

[51] LOC (6) Cl. **10-02**

[52] U.S. Cl. **D10/128; D10/30**

[58] Field of Search **D10/1-40, 122-132; 368/280-282, 276-277, 285-295**

[56] **References Cited**

U.S. PATENT DOCUMENTS

- D. 327,020 6/1992 Grädel D10/30
- D. 349,250 8/1994 Muriai D10/38
- D. 354,919 1/1995 Wunderman D10/32

D. 357,635 4/1995 Riley D10/38 X

Primary Examiner—Nelson C. Holtje
Attorney, Agent, or Firm—William C. Crutcher

[57] **CLAIM**

The ornamental design for “bezel ring for analog wristwatch”, as shown and described.

DESCRIPTION

FIG. 1 is a top plan view of my improved bezel ring for an analog wristwatch;

FIG. 2 is a right side elevational view thereof;

FIG. 3 is a left side elevational view thereof;

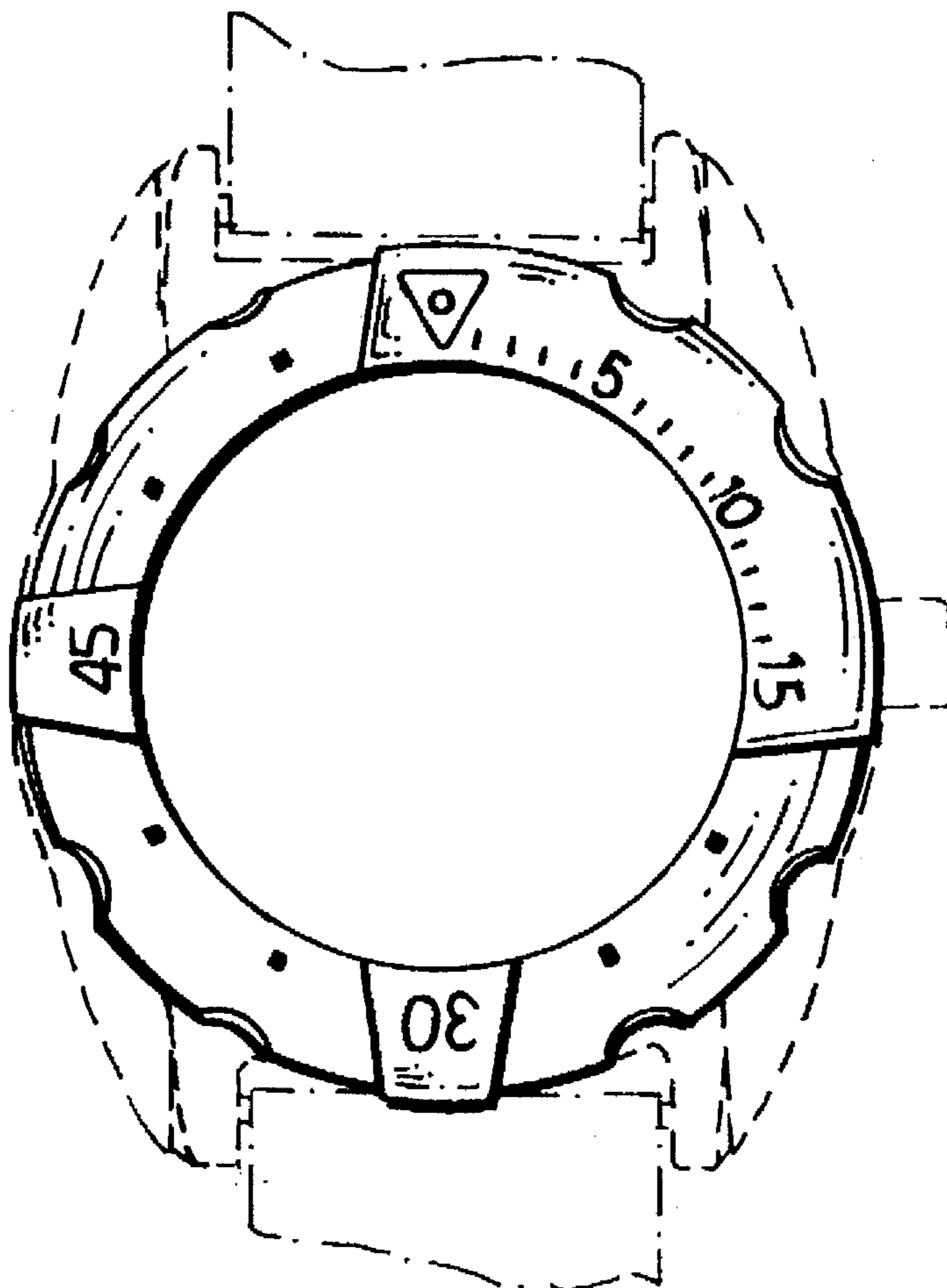
FIG. 4 is a front end elevational view thereof;

FIG. 5 is a rear end elevational view thereof; and,

FIG. 6 is a bottom plan view thereof.

The broken-line showings of the watchcase and band portions are environmental only and form no part of the claimed design.

1 Claim, 1 Drawing Sheet






FIG. 5



FIG. 3

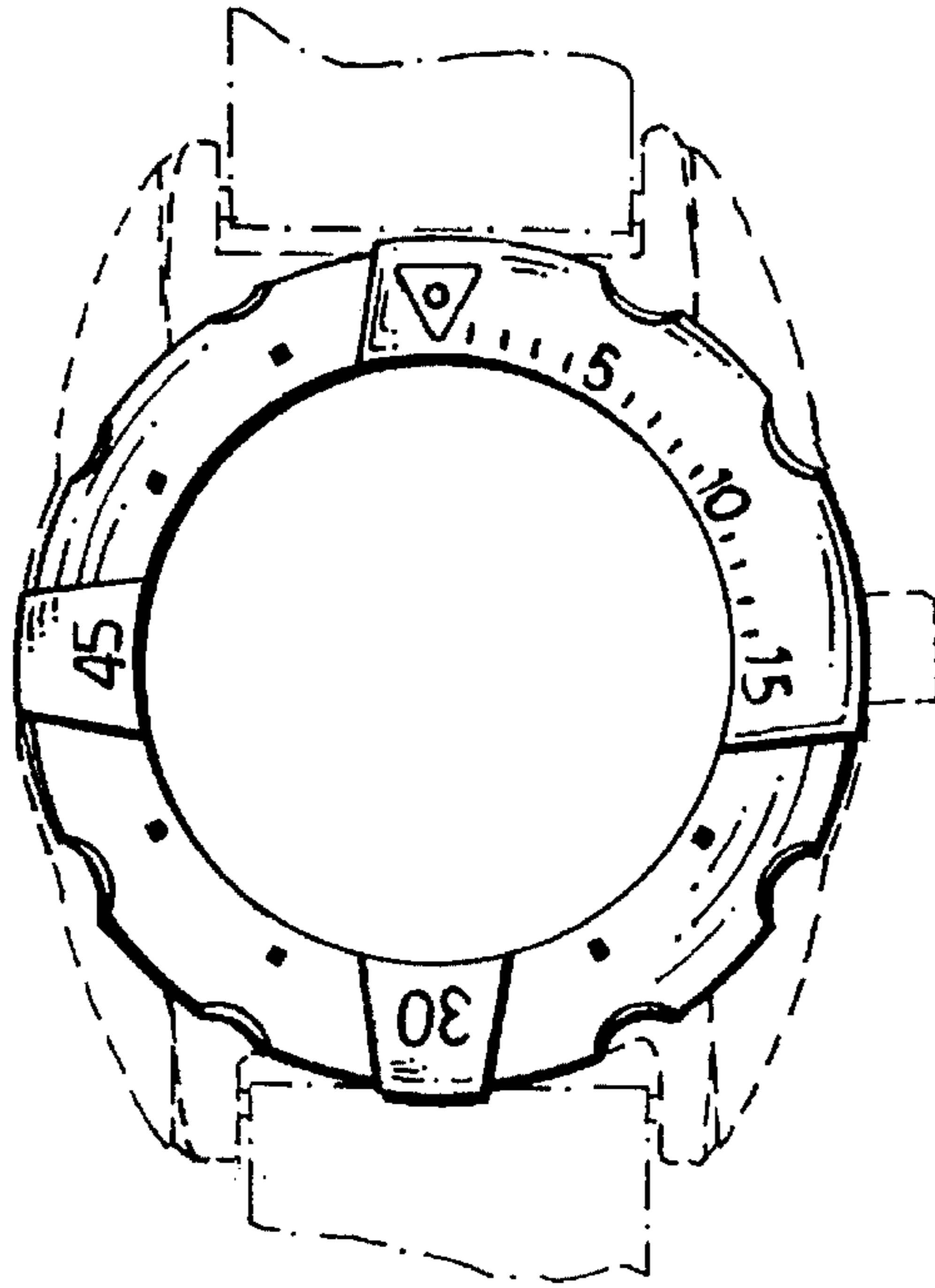


FIG. 1



FIG. 2



FIG. 4

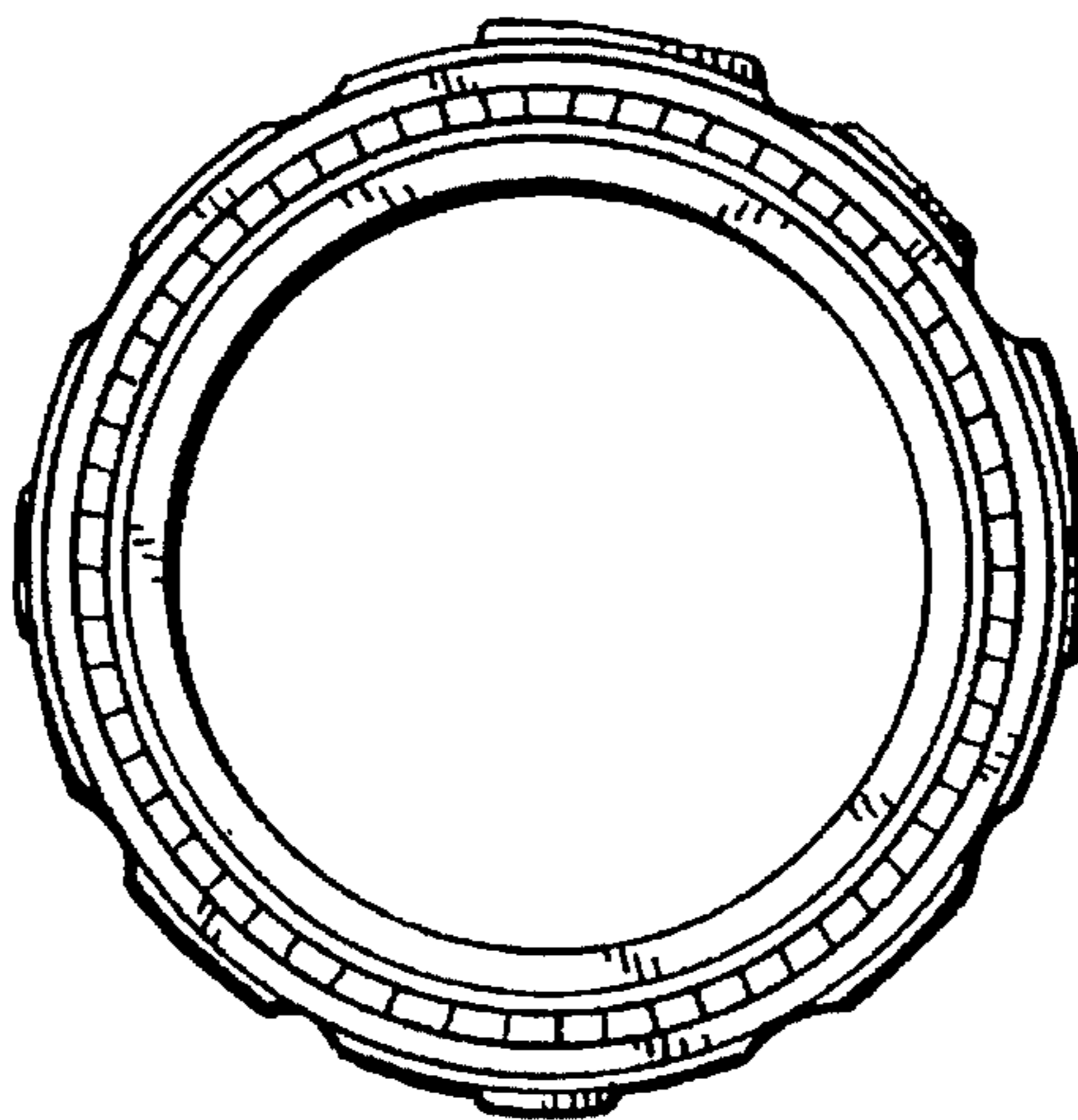


FIG. 6