



US00D379768S

United States Patent [19] Osit

[11] Patent Number: Des. 379,768

[45] Date of Patent: **Jun. 10, 1997

[54] WATCH BEZEL AND CASING

[75] Inventor: Robert Osit, Rocky Hill, Conn.

[73] Assignee: Timex Corporation, Middlebury, Conn.

[**] Term: 14 Years

[21] Appl. No.: 53,145

[22] Filed: Apr. 15, 1996

[51] LOC (6) Cl. 10-02

[52] U.S. Cl. D10/30; D10/38

[58] Field of Search D10/1-40, 122-132;
368/280-282, 276-277, 285, 80-84, 239-242

[56] References Cited

U.S. PATENT DOCUMENTS

- D. 320,947 10/1991 Goto .
- D. 323,623 2/1992 Wakamatsu .
- D. 327,020 6/1992 Grädel D10/30
- D. 327,445 6/1992 Fujihara D10/30 X
- D. 353,105 12/1994 Houlihan .
- D. 367,232 2/1996 Dubashi D10/30

OTHER PUBLICATIONS

Swiss Watch & Jewelry Journal—Feb. 1989 p. 305. Watch.
Hong Kong Enterprise —Oct. 1990—p. 109—Watches at
2nd From-Right, Top & Bottom.

Swiss Watch & Jewelry Journal—Apr. 1985—p. 655—
watches.

European Jeweler—(U.Z.)—Jul. 1983 p. 62—Watch.

Primary Examiner—Nelson C. Holtje
Attorney, Agent, or Firm—Paul R. Juhasz

[57] CLAIM

The ornamental design for a “watch bezel and casing”, as
shown and described.

DESCRIPTION

FIG. 1 is a perspective elevational view of a “watch bezel
and casing”;

FIG. 2 is a left side elevational view thereof;

FIG. 3 is a top plan view thereof;

FIG. 4 is a right side elevational view thereof;

FIG. 5 is an end elevational view thereof; the opposite end
being a mirror image is not shown; and,

FIG. 6 is a bottom plan view thereof.

1 Claim, 2 Drawing Sheets

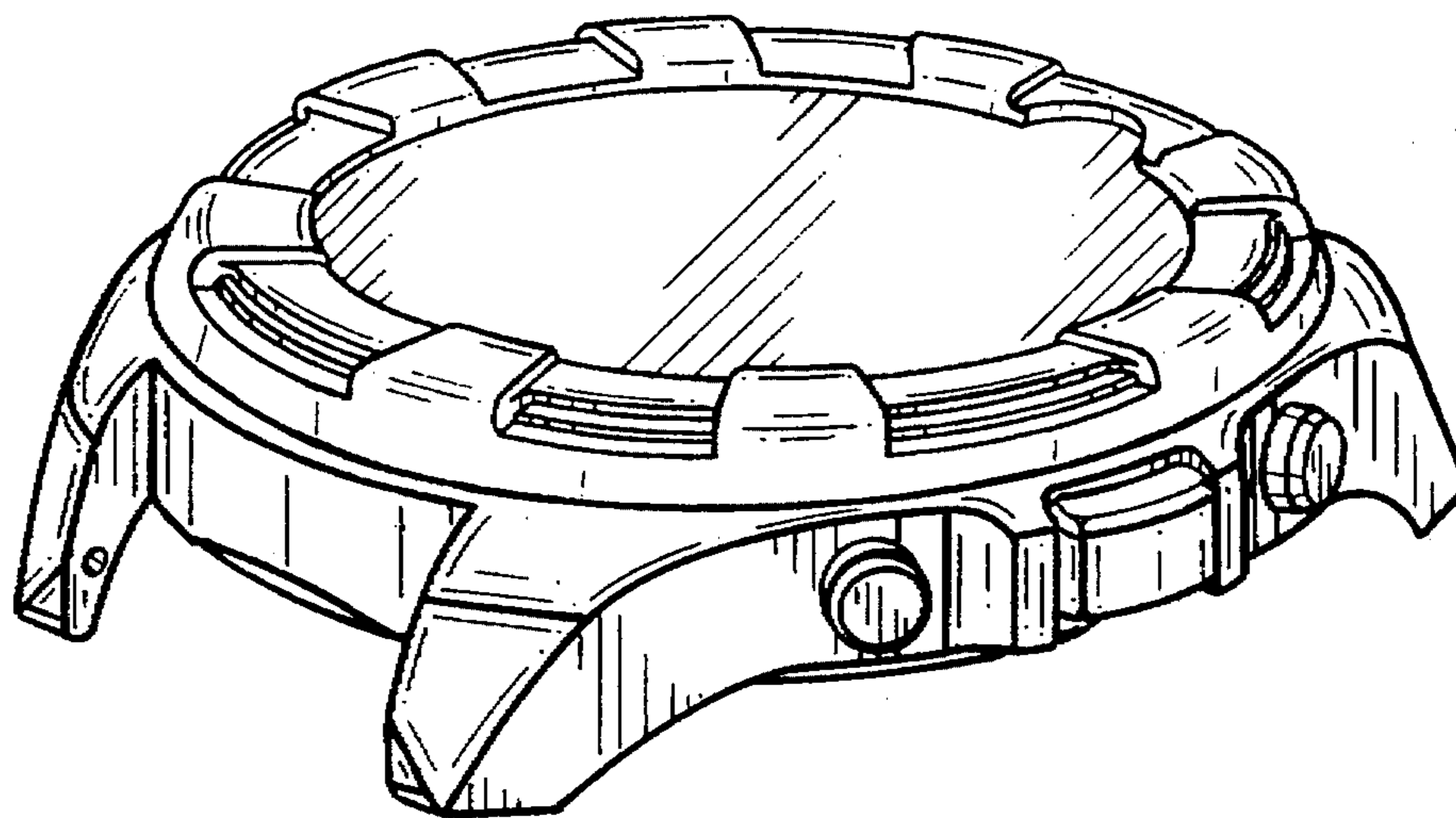


FIG. 1

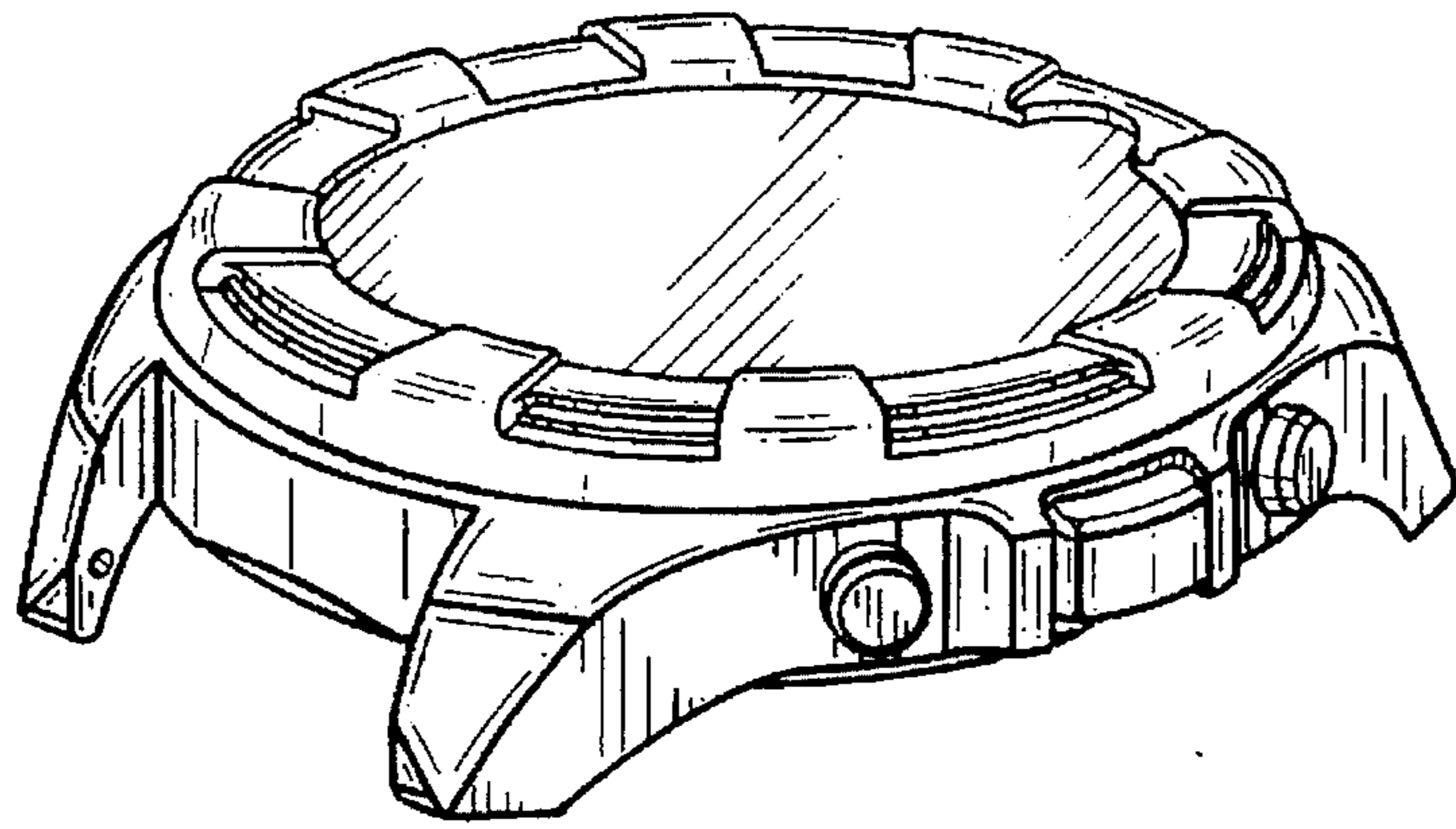


FIG. 6

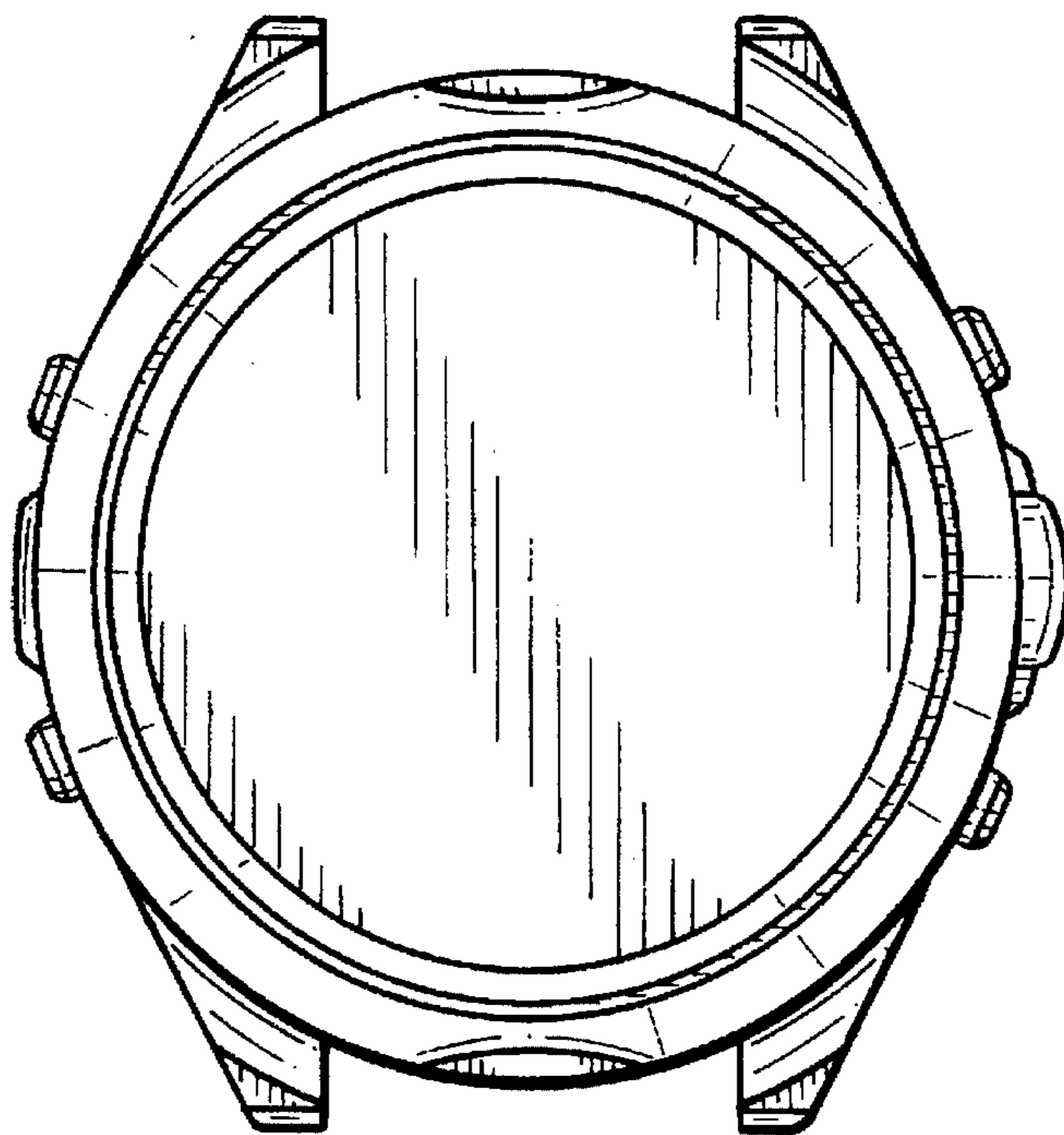


FIG. 4




FIG. 3

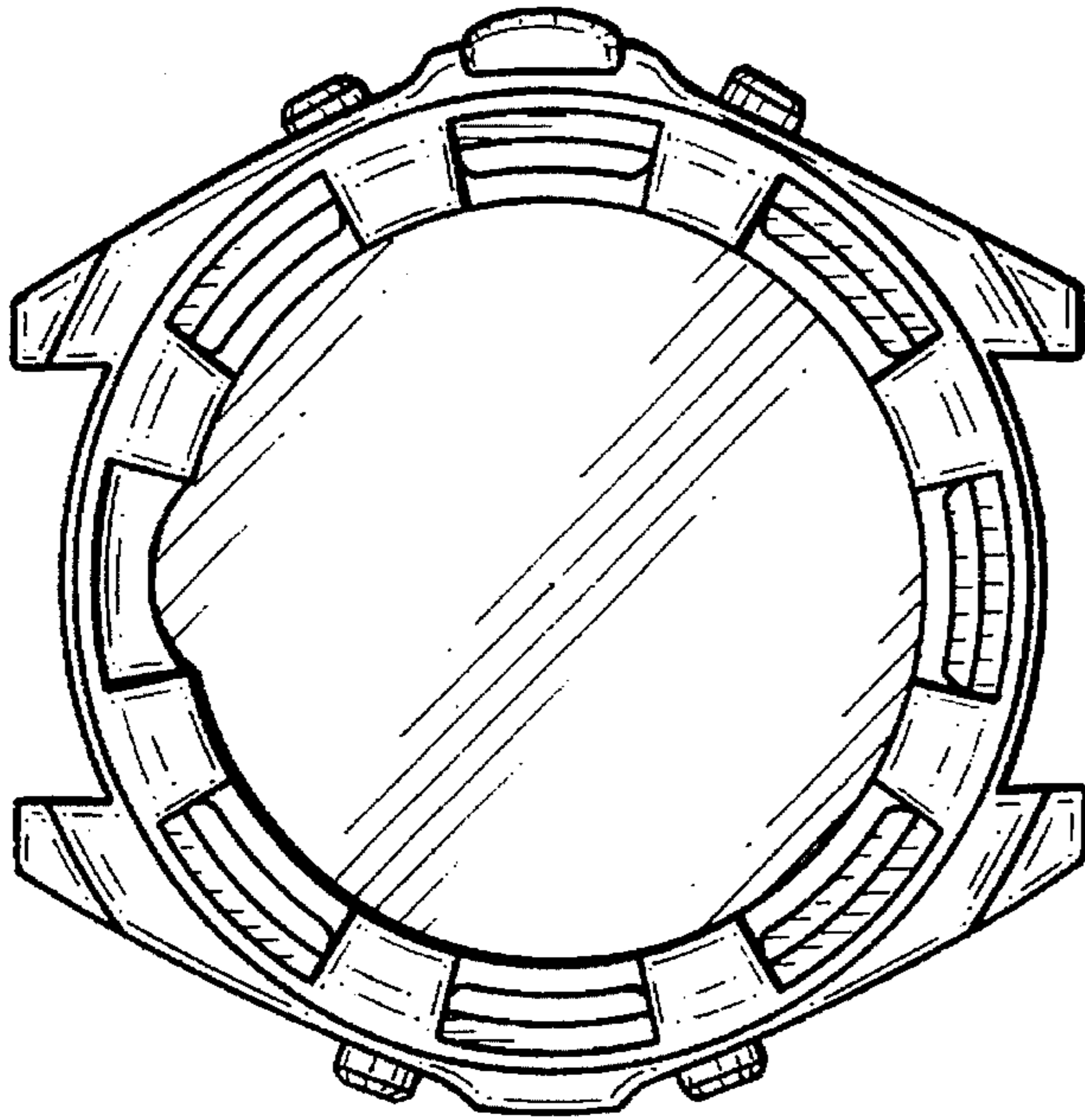


FIG. 2




FIG. 5

