



US00D379757S

**United States Patent** [19]  
**Ginther**

[11] **Patent Number: Des. 379,757**  
[45] **Date of Patent: \*\*Jun. 10, 1997**

[54] **ROPE STAKE TOP**  
[76] **Inventor: Thomas A. Ginther, 1830 Gird Rd.,  
Fallbrook, Calif. 92028**  
[\*\*] **Term: 14 Years**  
[21] **Appl. No.: 50,494**  
[22] **Filed: Feb. 21, 1996**  
[51] **LOC (6) Cl. .... 08-08**  
[52] **U.S. Cl. .... D8/388; D21/255**  
[58] **Field of Search ..... D8/1, 388; D21/253-255;  
248/87, 508; 135/97, 114, 115, 118, 119,  
123, 124, 125, 131, 151, 156, 900, 902,  
909**

2,956,762 10/1960 Alston ..... 248/87  
3,449,874 6/1969 Beaupre ..... 135/118

**OTHER PUBLICATIONS**

Pages from Brochures of: Western Golf; Markers, Inc.;  
Miltona Turf Products; TAT Golf Signs; Standard Golf;  
Corporate Sign Systems; Master of the Links, Inc.; Precision  
Tool—Undated.  
Lesco, Inc—1988.

*Primary Examiner*—Raphael Barkai

[57] **CLAIM**

The ornamental design for a rope stake top, as shown and  
described.

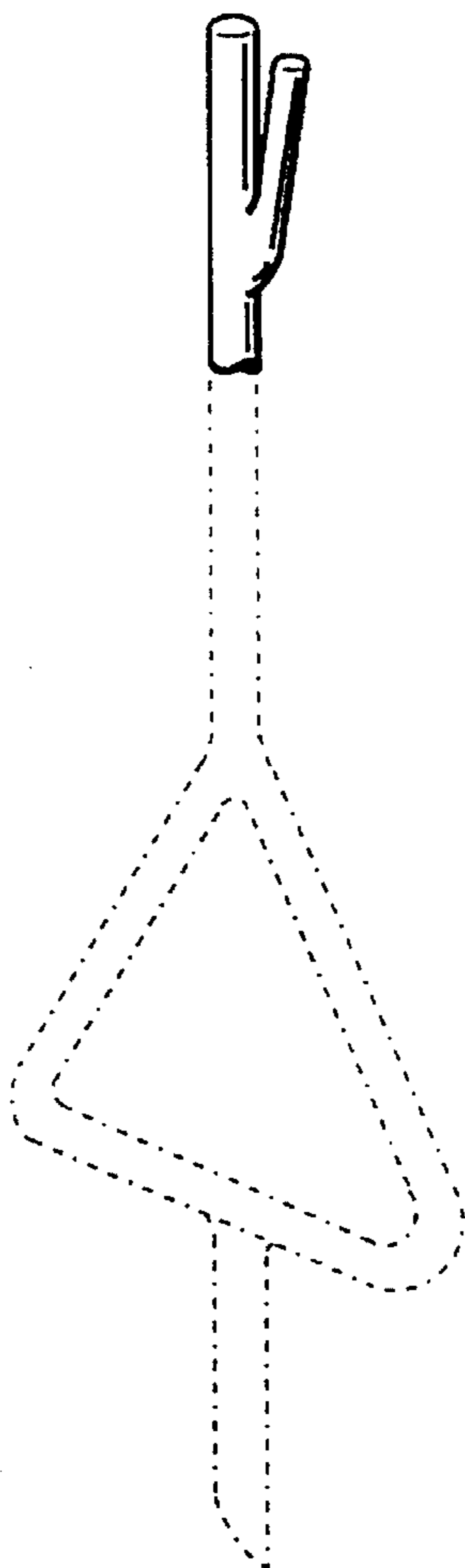
**DESCRIPTION**

FIG. 1 is a perspective view;  
FIG. 2 is a front view, the rear view being a mirror image;  
FIG. 3 is a right side view;  
FIG. 4 is a top view; and,  
FIG. 5 is a left side view.  
The broken line showing of the lower part of the stake in  
FIGS. 1-5 is for illustrative purposes only and forms no part  
of the claimed design.

[56] **References Cited**  
**U.S. PATENT DOCUMENTS**

D. 259,393	6/1981	Kuru	.....	D8/388
D. 270,365	8/1983	Hawk	.....	D21/255
1,086,515	2/1914	Craft	.....	135/114
2,531,867	11/1950	Wurdinger	.....	248/87
2,574,441	11/1951	Stewart	.....	248/87
2,724,569	11/1955	Licata	.....	248/87
2,817,346	12/1957	Whitney	.....	135/118

**1 Claim, 1 Drawing Sheet**



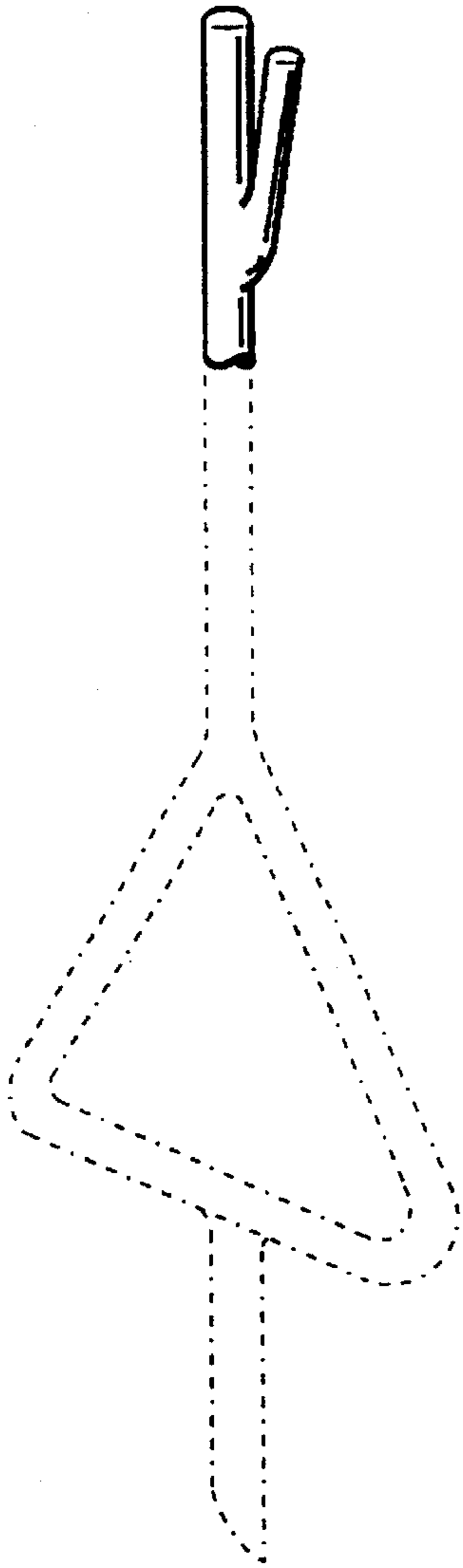


Figure 1

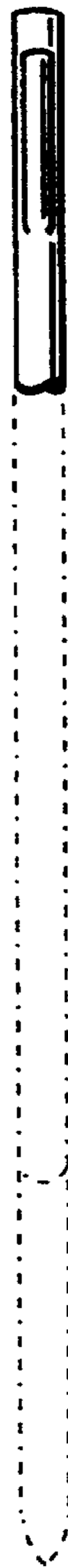


Figure 3



Figure 4

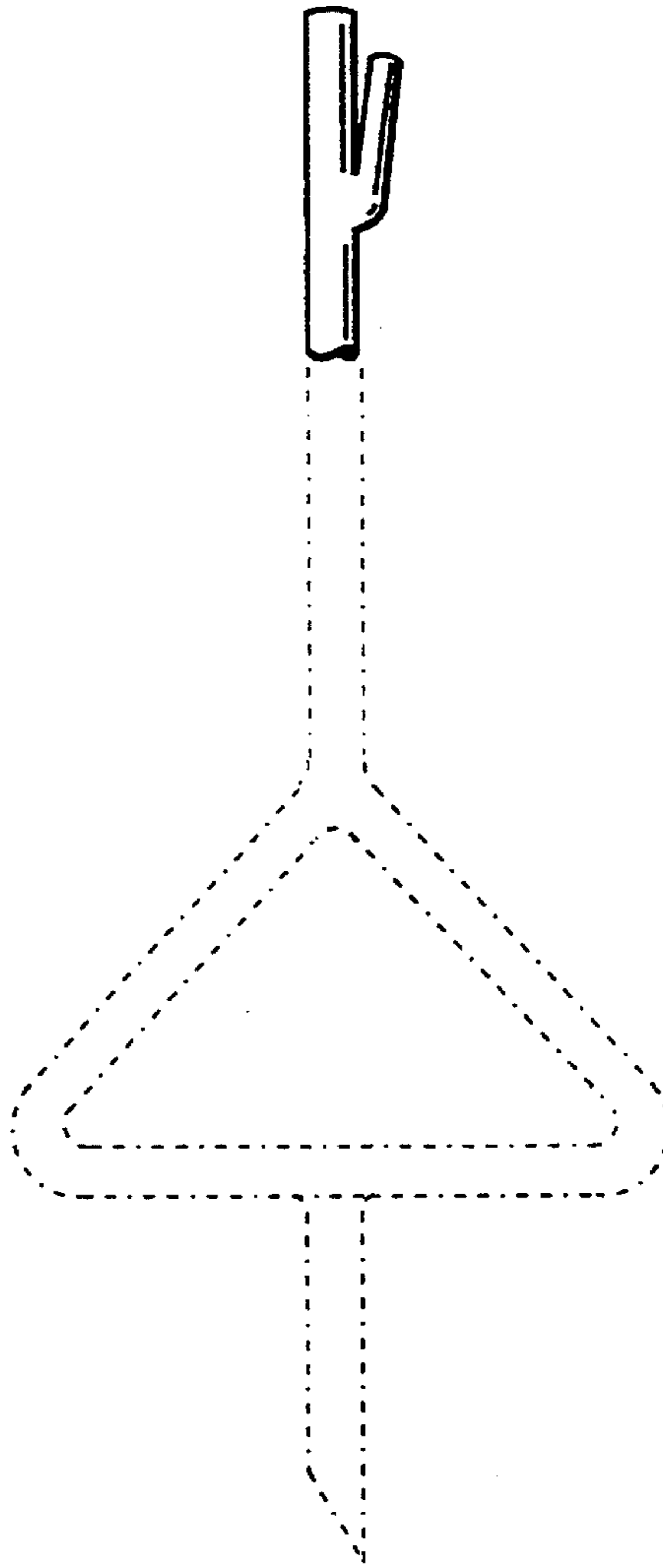


Figure 2



Figure 5