



US00D379752S

# United States Patent [19]

Mattson et al.

[11] Patent Number: Des. 379,752

[45] Date of Patent: \*\*Jun. 10, 1997

[54] PULL

[75] Inventors: **Deborah Mattson, Plainwell; Doyle Watt, Grand Rapids, both of Mich.**

[73] Assignee: **Keeler Brass Company, Grand Rapids, Mich.**

[\*\*] Term: **14 Years**

[21] Appl. No.: **43,357**

[22] Filed: **Aug. 23, 1995**

### Related U.S. Application Data

[62] Division of Ser. No. 18,086, Jan. 28, 1994, which is a division of Ser. No. 2,509, Dec. 11, 1992, Pat. No. Des. 347,566, which is a division of Ser. No. 491,129, Mar. 8, 1990, Pat. No. Des. 333,968.

[51] LOC (6) Cl. .... **08-06**

[52] U.S. Cl. .... **D8/307**

[58] Field of Search ..... D8/300, 305, 307, D8/310; 16/110 R, 121

### [56] References Cited

#### U.S. PATENT DOCUMENTS

D. 22,755 8/1893 Russell ..... D8/305

D. 82,175 9/1930 Pickup .  
D. 205,628 8/1966 Bottom .  
D. 211,778 7/1968 Stone ..... D8/305  
D. 355,838 2/1995 Chieda ..... D8/310

### OTHER PUBLICATIONS

Belwith Cat. 687; p. 20; pull P420.

J.C. DeJong Cat. 704; price list date Apr. 1, 1970; p. B-3; pull 172/25.

Primary Examiner—B. J. Bullock

Attorney, Agent, or Firm—Rader, Fishman & Grauer PLLC

### [57] CLAIM

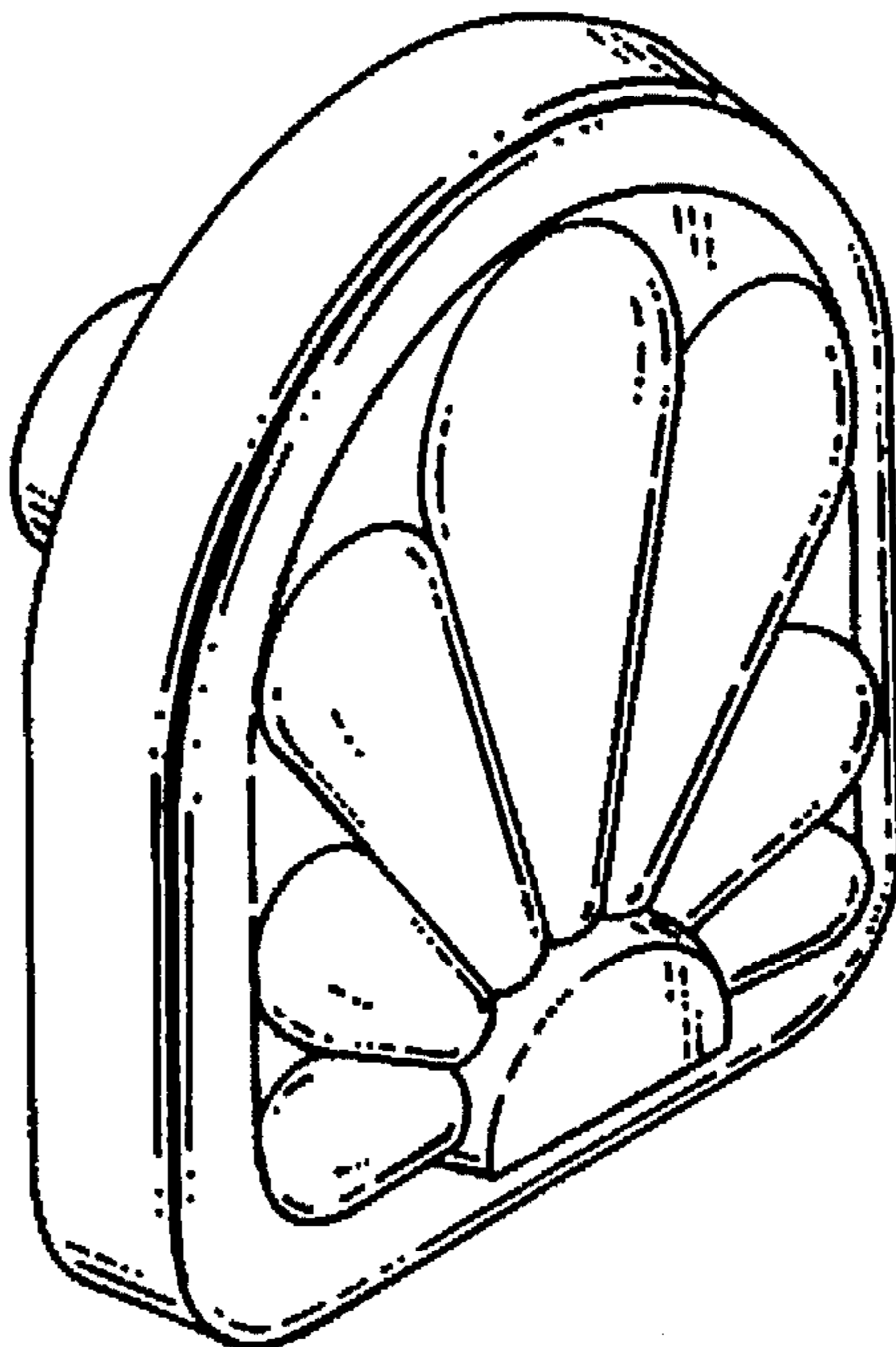
The ornamental design for a pull, as shown and described.

### DESCRIPTION

FIG. 1 is a perspective view of the pull of the present invention;

FIG. 2 is a front elevational view of the pull of FIG. 1; and, FIG. 3 is a cross-sectional view taken substantially through lines 3—3 of FIG. 2.

1 Claim, 1 Drawing Sheet



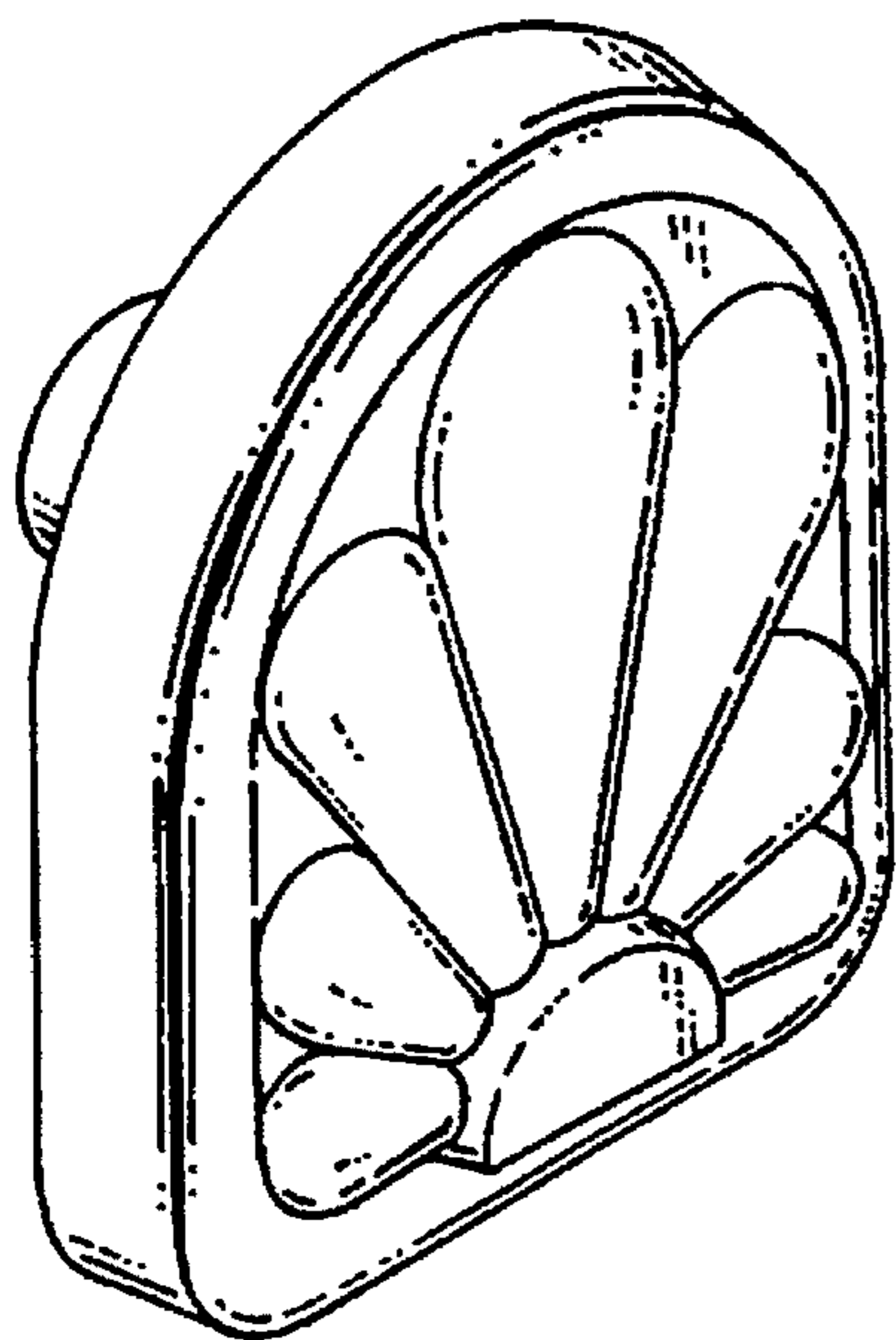


FIG. 1

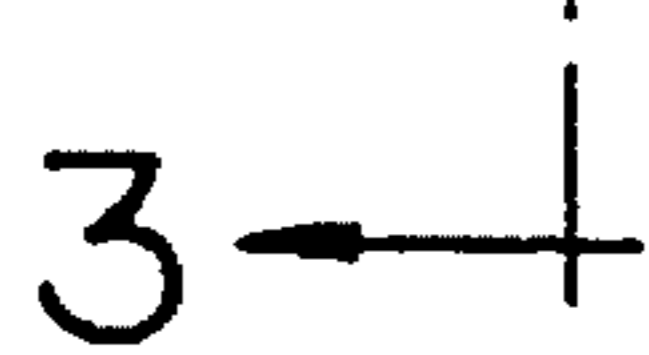
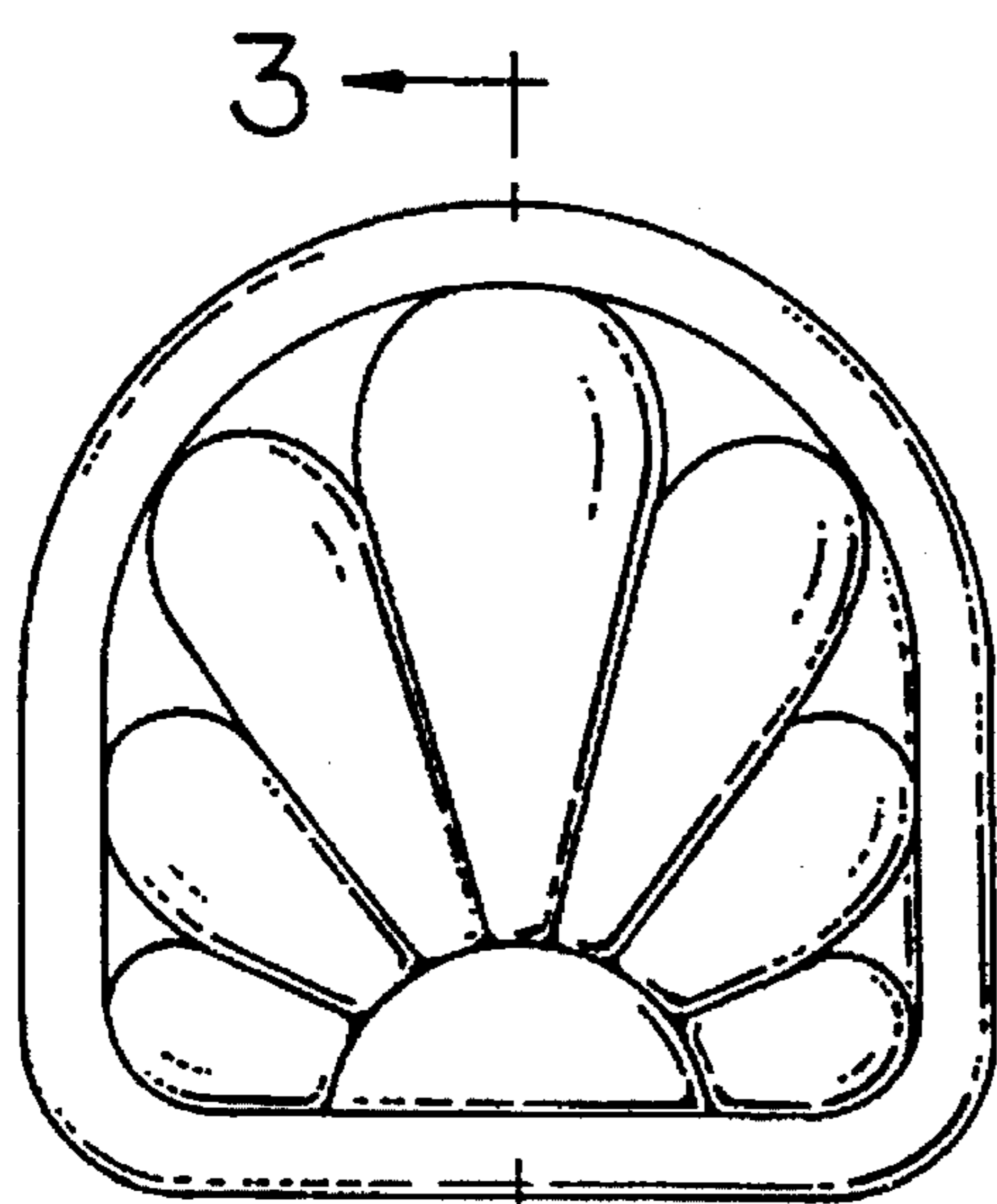


FIG. 2

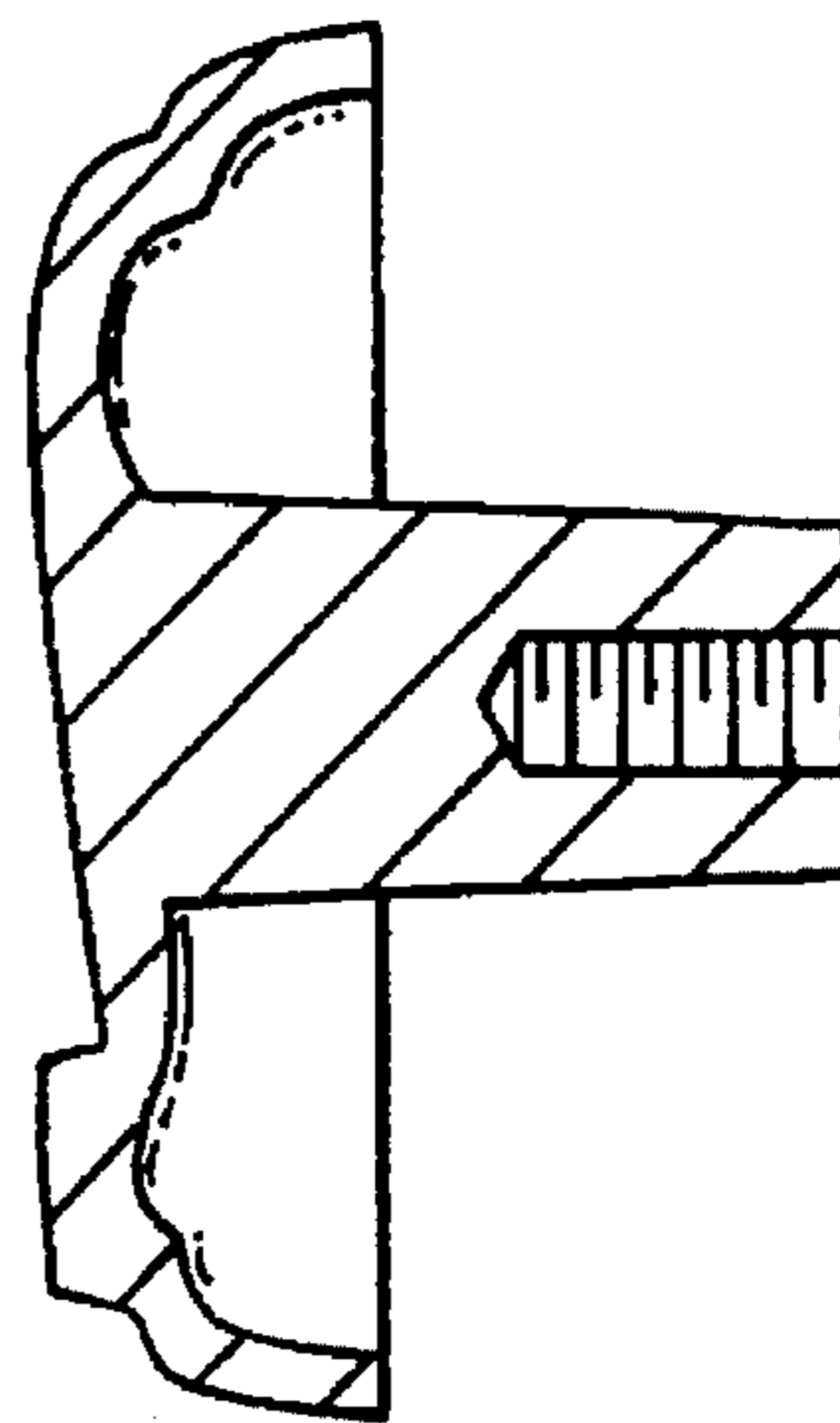


FIG. 3