



US00D379749S

United States Patent [19]
Gildersleeve et al.

[11] **Patent Number: Des. 379,749**
[45] **Date of Patent: **Jun. 10, 1997**

[54] **POLISHER**

[75] **Inventors: Paul Gildersleeve, Lutherville, Md.;
John W. Goodin, Coto de Caza, Calif.;
Mark W. Le Beau, Logan, Utah**

[73] **Assignee: Black & Decker Inc., Newark, Del.**

[**] **Term: 14 Years**

[21] **Appl. No.: 42,416**

[22] **Filed: Aug. 10, 1995**

[51] **LOC (6) Cl. 08-05**

[52] **U.S. Cl. D8/67; D8/62; D32/19**

[58] **Field of Search D8/61, 62, 67,
D8/68, 69, 70; D15/124; D32/19; 451/344,
356, 357, 359, 414, 456**

[56] **References Cited**

U.S. PATENT DOCUMENTS

D. 142,452	9/1945	Vavrick	D8/61
D. 153,174	3/1949	Riddle et al. .	
D. 205,444	8/1966	Storm, Jr.	D32/19
D. 209,153	11/1967	Goldschein .	
D. 252,731	8/1979	Parise .	
D. 254,231	2/1980	Burglin et al. .	
D. 262,185	12/1981	Huber et al. .	
D. 264,797	6/1982	Burglin et al. .	
D. 269,845	7/1983	Hutchins .	
D. 270,515	9/1983	Dunlap .	
D. 273,079	3/1984	Ibaraki	D8/62
D. 273,515	4/1984	Dunlap	D8/67
D. 283,590	4/1986	Ibaraki .	
D. 286,736	11/1986	Somers .	
D. 295,253	4/1988	Ashworth	D8/62
D. 310,007	8/1990	Saito et al. .	
D. 312,714	12/1990	Simonelli et al.	D32/19
D. 313,094	12/1990	Itaya et al.	D32/19
D. 317,244	6/1991	Buryea .	
D. 323,963	2/1992	Bunyea .	
D. 324,803	3/1992	Butzen et al. .	
D. 326,398	5/1992	Fushiya et al. .	

D. 329,362	9/1992	Saito et al. .	
D. 332,734	1/1993	Fushiya et al. .	
D. 334,126	3/1993	Huber et al. .	
D. 336,229	6/1993	Bunyea .	
D. 345,089	3/1994	Kikuchi et al. .	
D. 347,561	6/1994	Huber et al. .	
D. 347,778	6/1994	Clowers et al. .	
D. 349,789	8/1994	Bunyea	D8/62
D. 351,976	11/1994	Morey et al. .	
D. 352,437	11/1994	Chunn et al. .	
D. 353,310	12/1994	Izumisawa .	
D. 353,984	1/1995	Izumisawa .	
2,545,635	3/1951	Steibel	D32/19
3,314,099	4/1967	Otto	D32/19

OTHER PUBLICATIONS

Selected pages from a publication entitled *Do-It-Yourself Retailing*, Published Aug. 1988.

Black & Decker "Buffboss" Random Orbit Polisher. *Black & Decker Power Tools and Accessories for Industry & Construction Catalog*, ©1994, p. 102.

Primary Examiner—James M. Gandy

Assistant Examiner—Robert M. Spear

Attorney, Agent, or Firm—Bruce S. Shapiro; Dennis A. Dearing; Charles E. Yocum

[57] **CLAIM**

The ornamental design for a polisher, as shown and described.

DESCRIPTION

FIG. 1 is a front perspective view of a polisher showing our new design;

FIG. 2 is a front elevational view thereof;

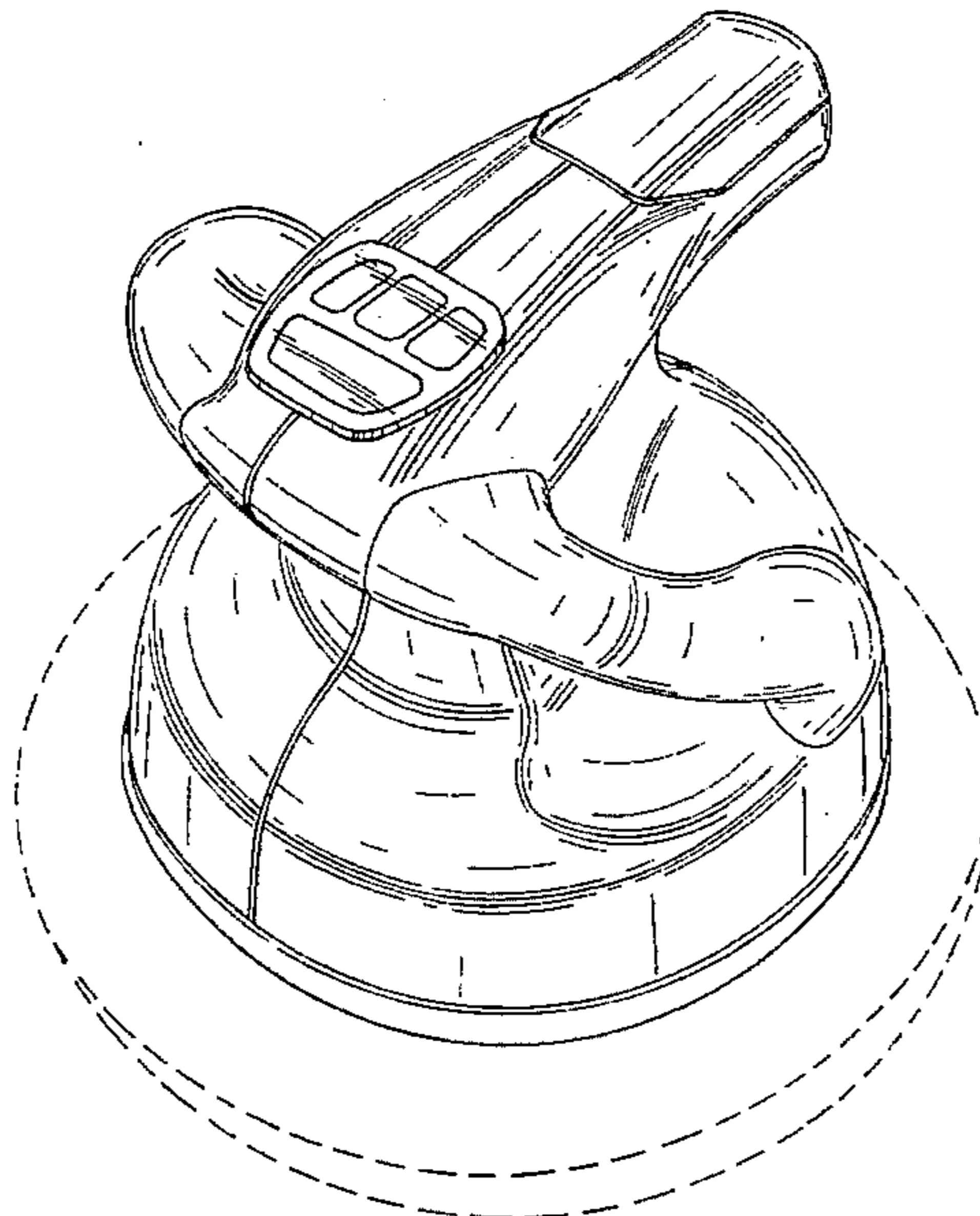
FIG. 3 is a rear elevational view thereof;

FIG. 4 is a left side elevational view thereof. The right side elevational view is a mirror image of the left side; and,

FIG. 5 is a top plan view thereof.

The broken line showing of a buffing pad is for illustrative purposes only and forms no part of the claimed design.

1 Claim, 5 Drawing Sheets



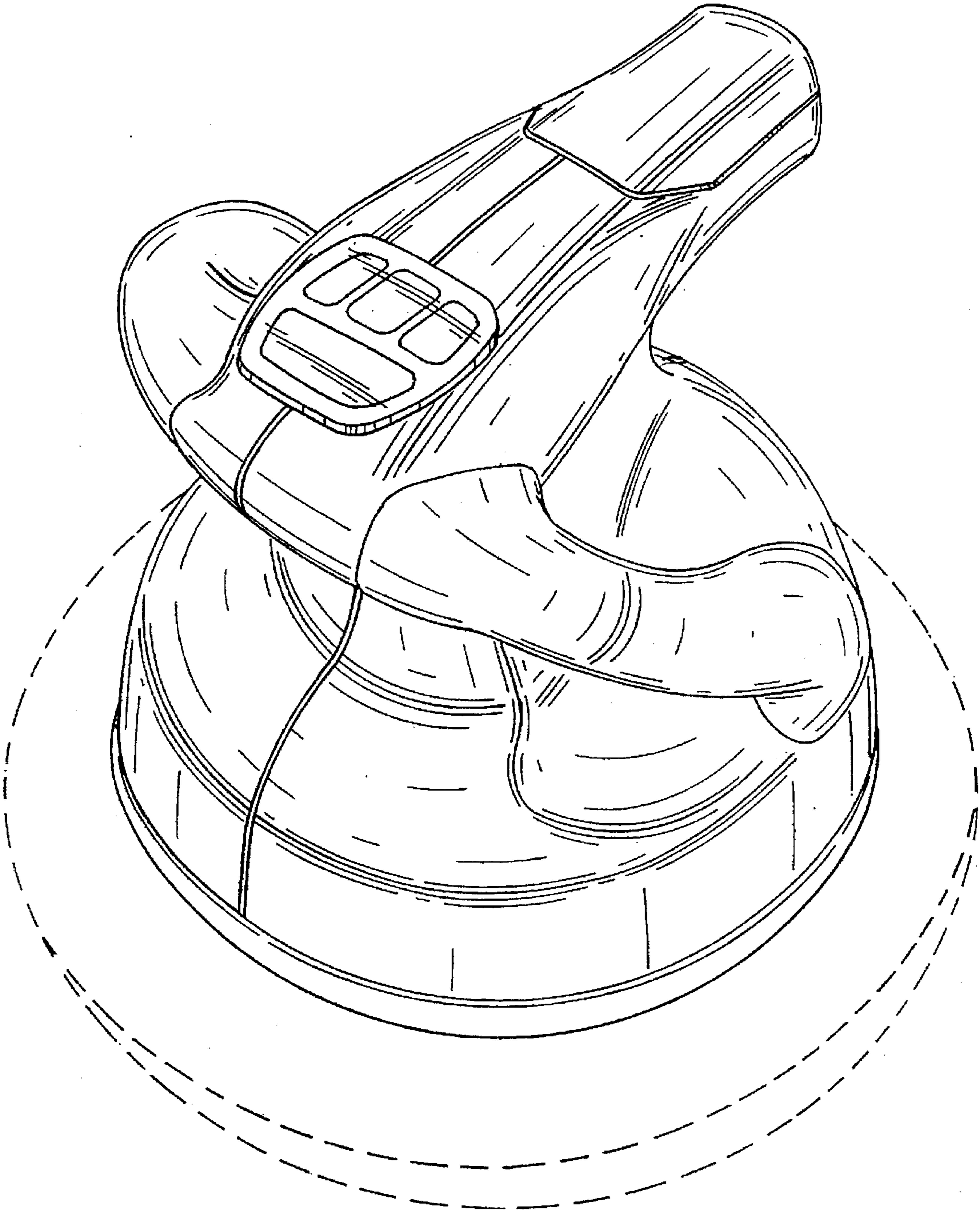


FIG. 1

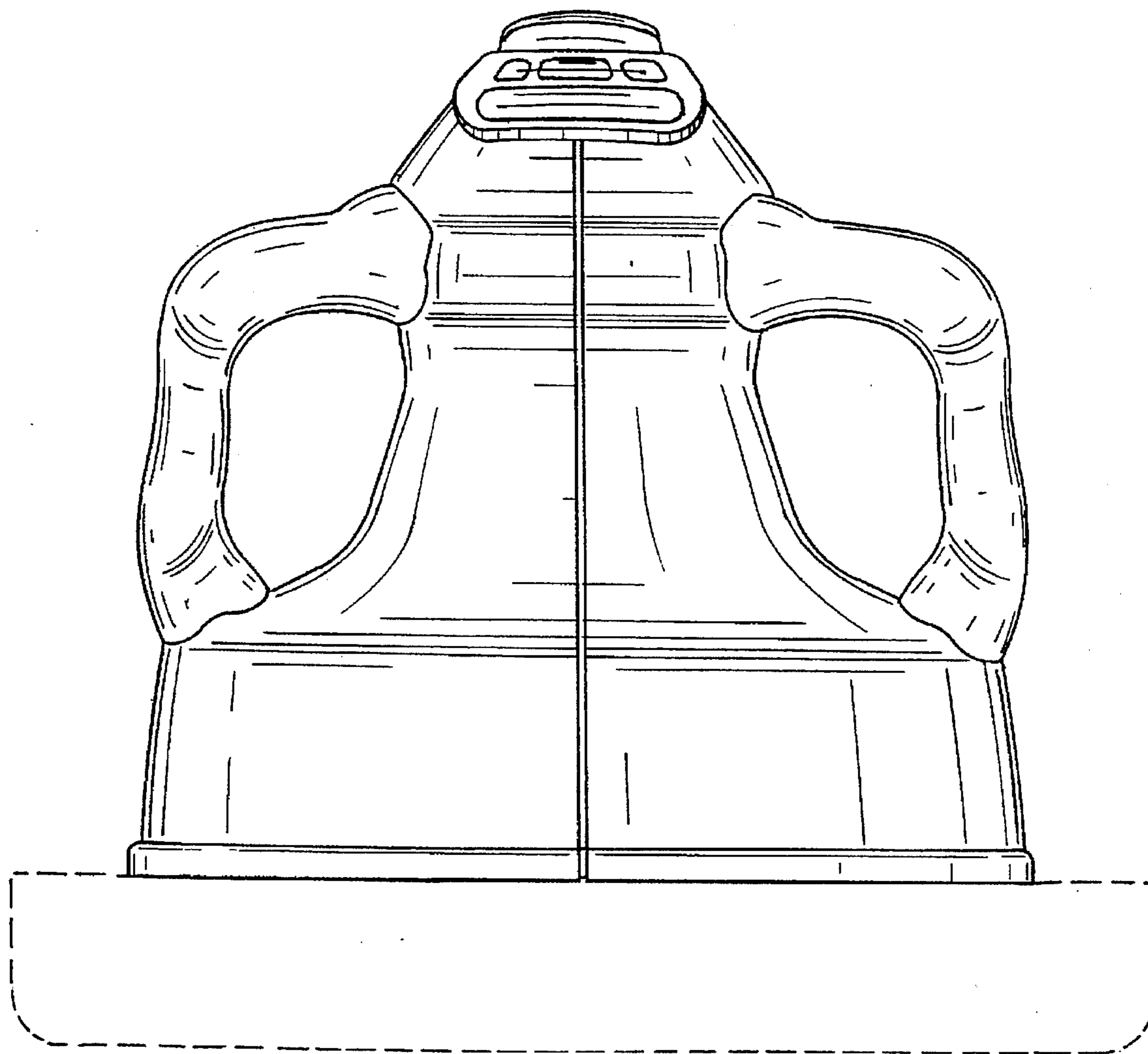


FIG. 2

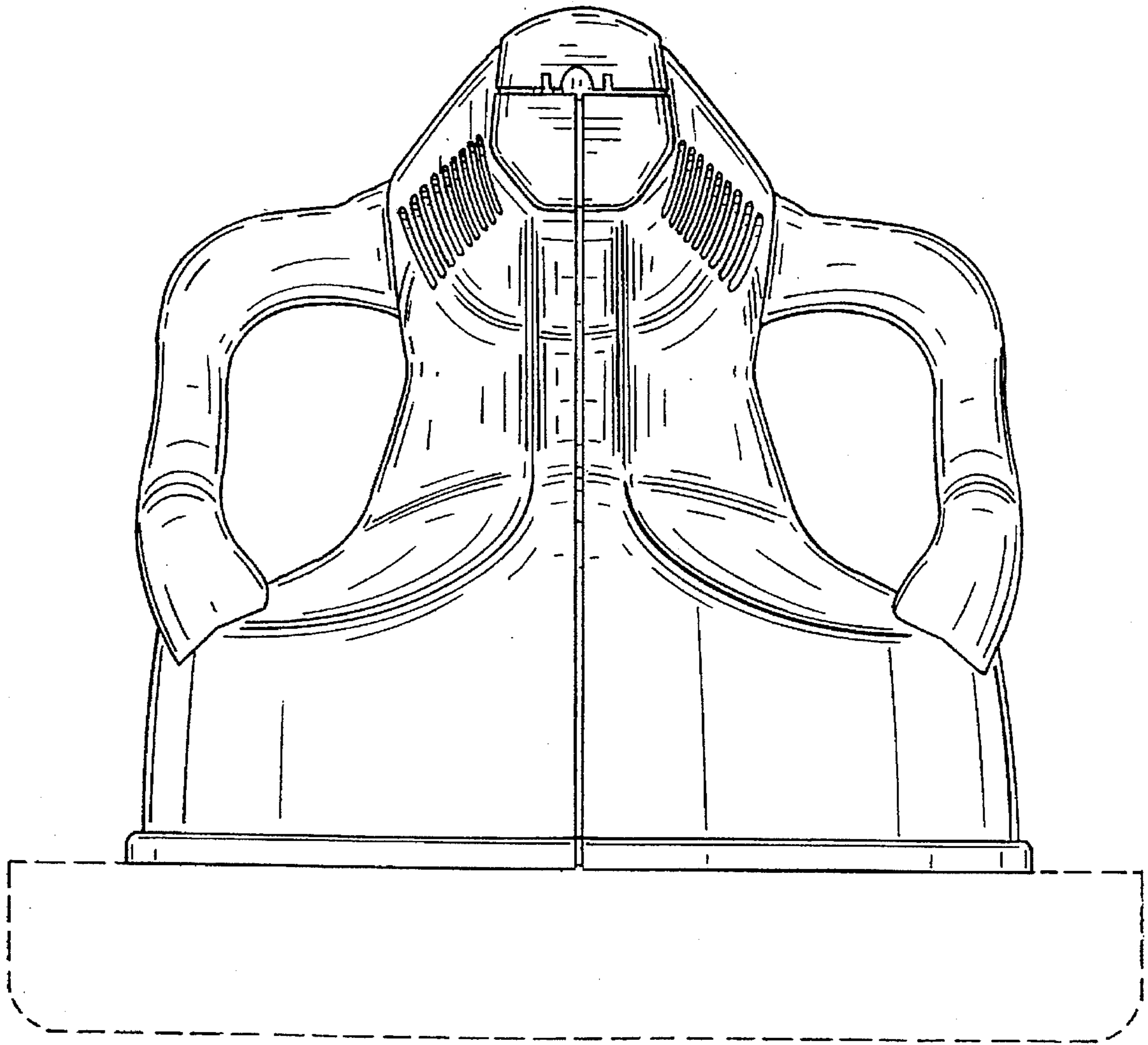


FIG. 3

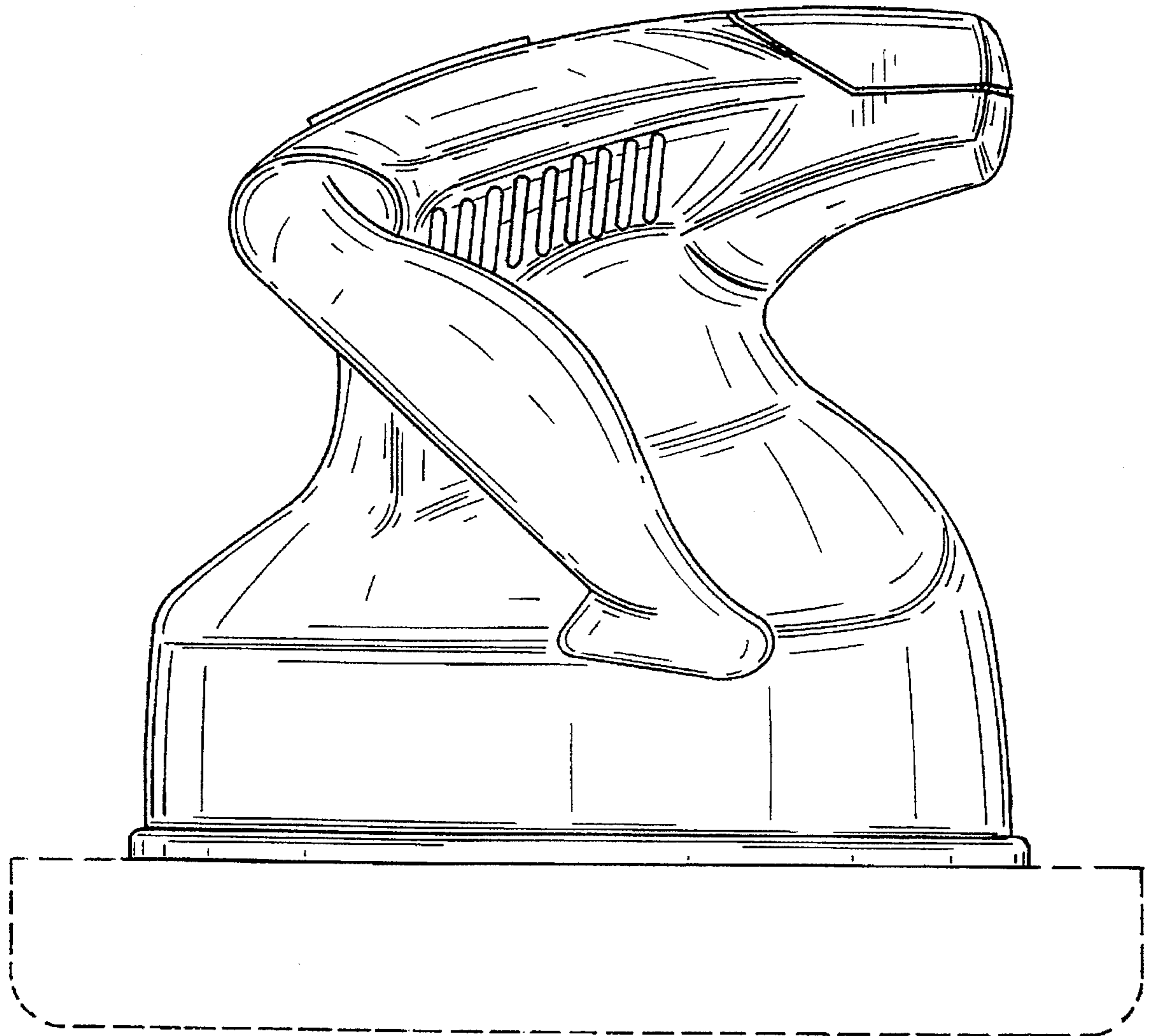


FIG. 4

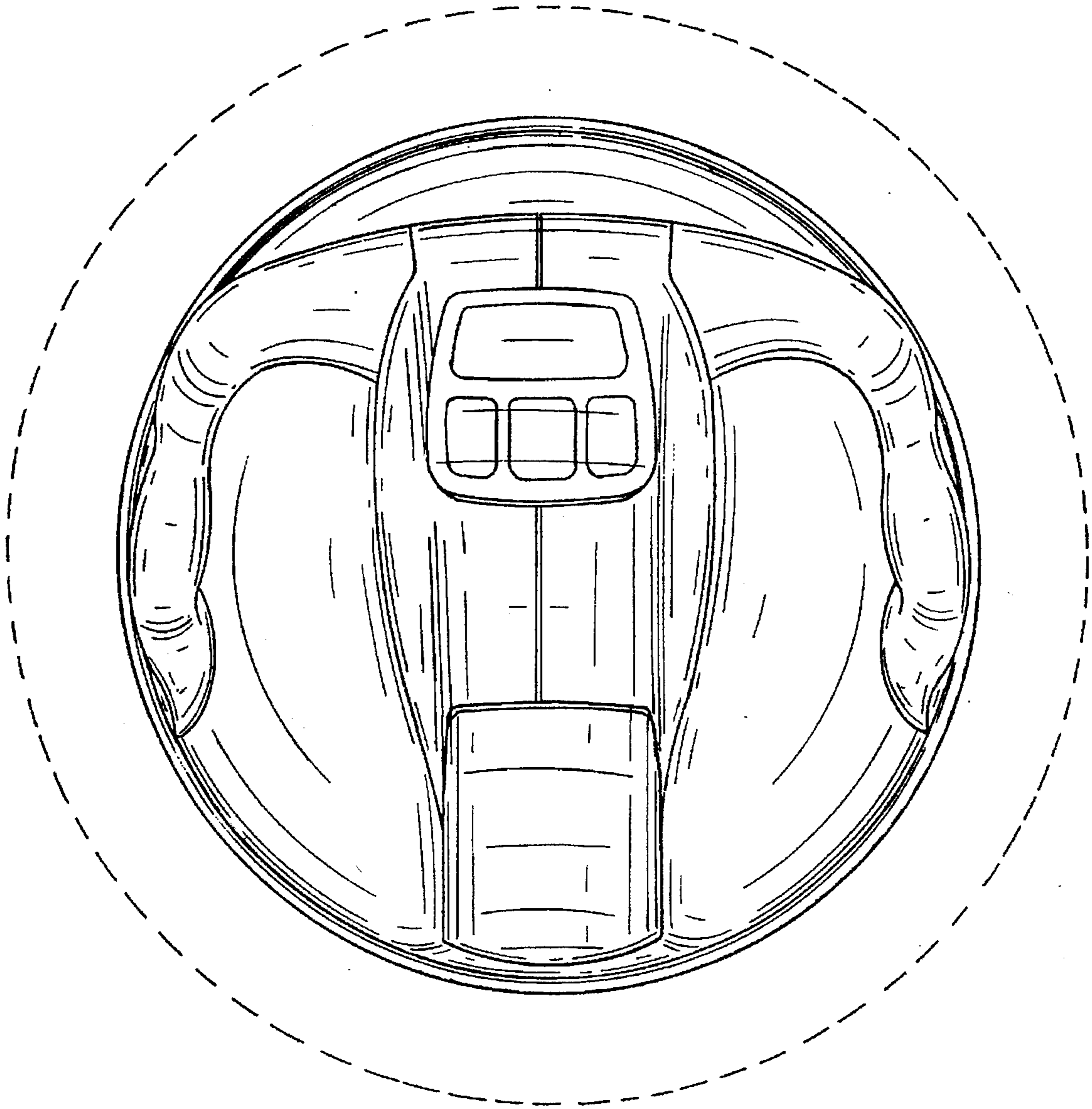


FIG. 5