



US00D379737S

United States Patent [19]
Unger

[11] **Patent Number: Des. 379,737**
[45] **Date of Patent: **Jun. 10, 1997**

[54] **DECORATIVE SURFACE CONTOUR FOR A FOOD OR BEVERAGE RECEPTACLE**

[75] **Inventor: Steve A. Unger, Syracuse, N.Y.**

[73] **Assignee: Libbey, Inc., Toledo, Ohio**

[**] **Term: 14 Years**

[21] **Appl. No.: 22,977**

[22] **Filed: May 13, 1994**

[51] **LOC (6) Cl. 07-01**

[52] **U.S. Cl. D7/396.4; D7/536**

[58] **Field of Search D7/500, 505, 517, D7/509, 510, 511, 523, 533, 536, 521, 519, 396.4, 396.5; 220/771**

[56] **References Cited**

U.S. PATENT DOCUMENTS

| | | | | |
|------------|---------|----------|-------|------------|
| D. 69,072 | 12/1925 | Goodwin | | D7/536 |
| D. 108,205 | 2/1938 | Kelly | | D7/533 |
| D. 276,489 | 11/1984 | Durand | | D7/536 |
| D. 279,446 | 7/1985 | Unger | | D7/396.5 |
| D. 320,907 | 10/1991 | Unger | | D7/396.4 X |
| D. 321,814 | 11/1991 | Unger | | D7/396.4 X |
| D. 351,086 | 10/1994 | Jaworski | | D7/533 X |

OTHER PUBLICATIONS

Mug (bottom middle) Baumann Bros. 1910 Catalog Plate VI.

Primary Examiner—M. N. Pandozzi

Attorney, Agent, or Firm—Venable, Baetjer, Howard & Civiletti, LLP

[57] **CLAIM**

The ornamental design for a decorative surface contour for a food or beverage receptacle, as shown and described.

DESCRIPTION

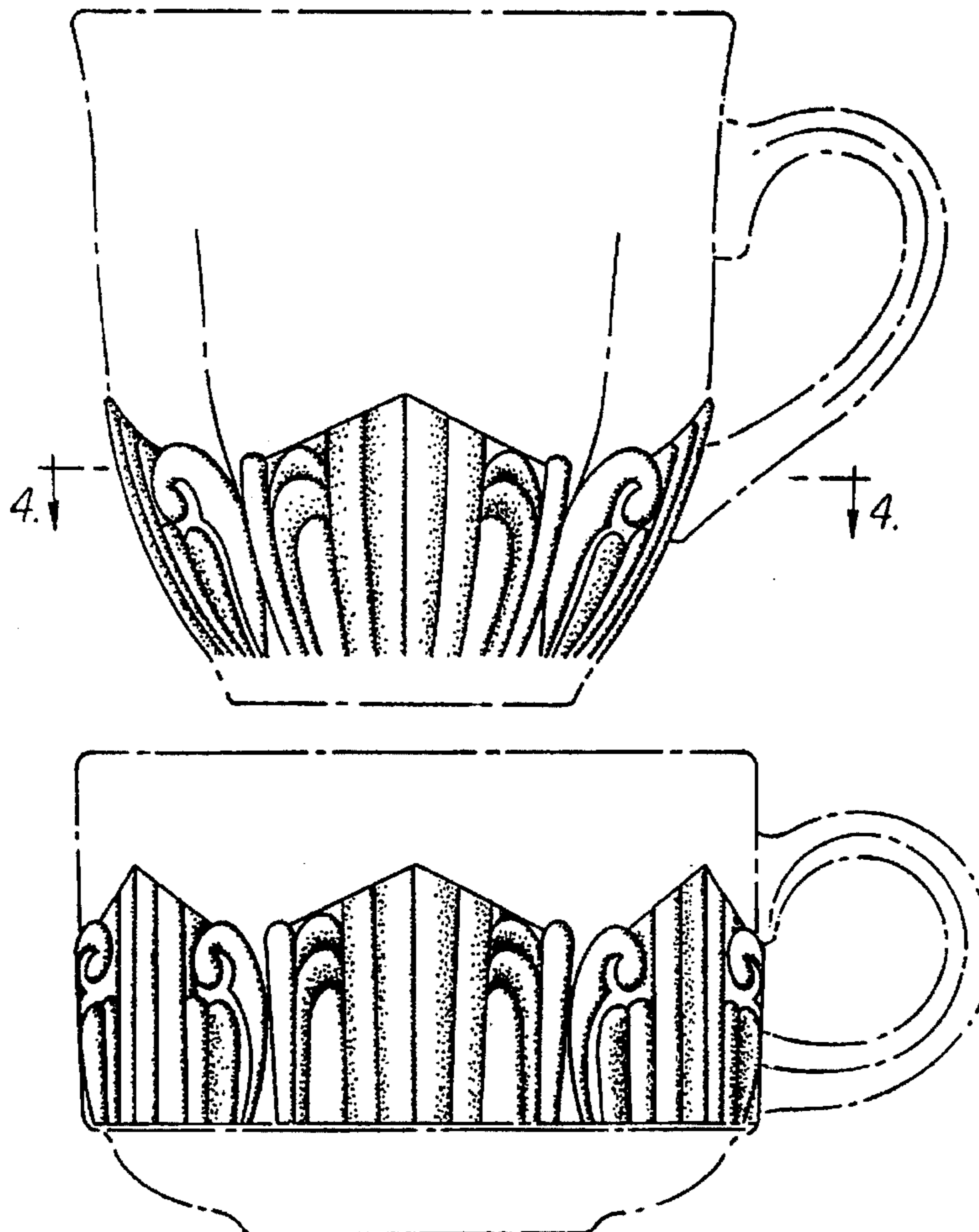
FIG. 1 is a side view of a decorative surface contour for a food or beverage receptacle having the decorative contour of the present invention formed thereon;

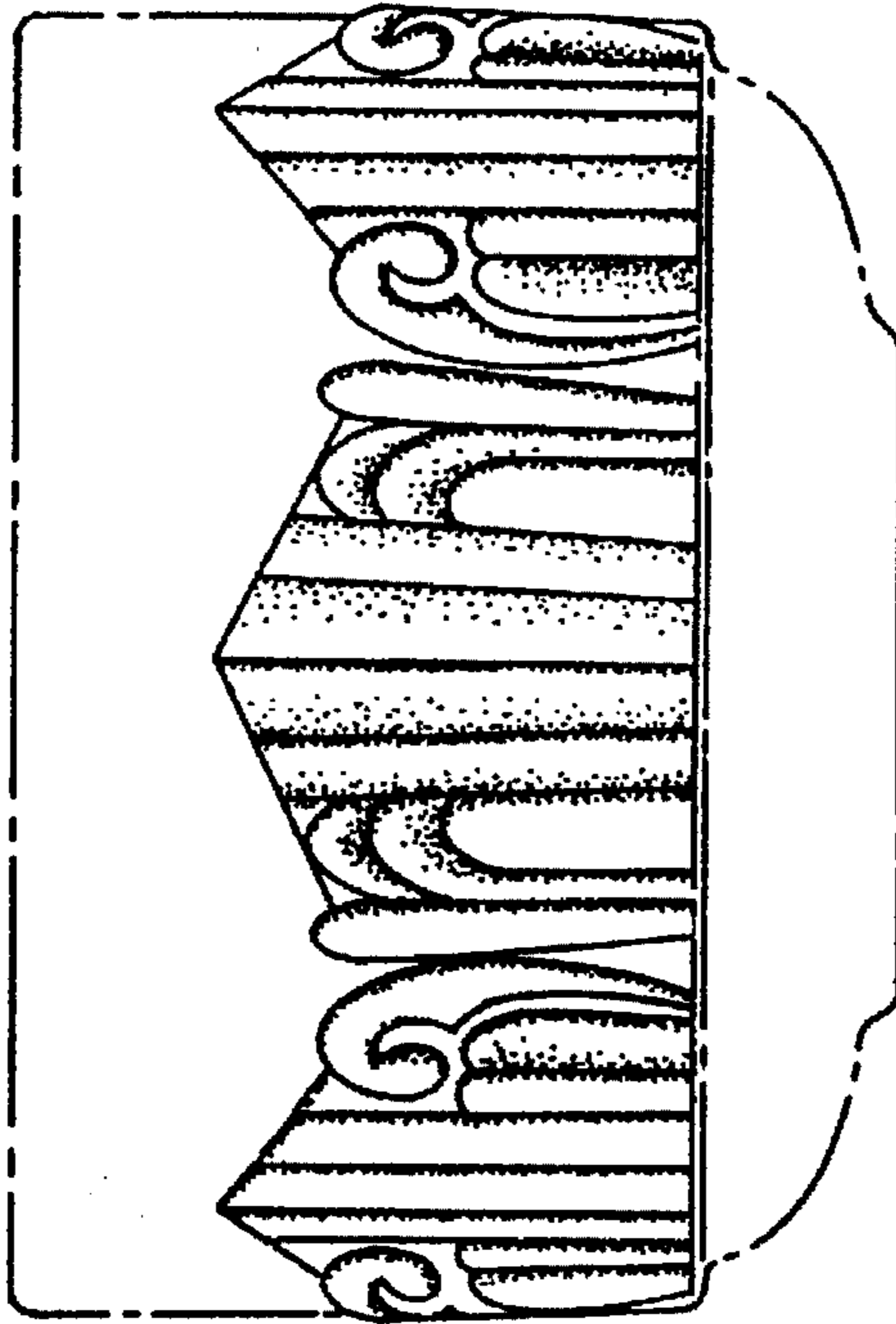
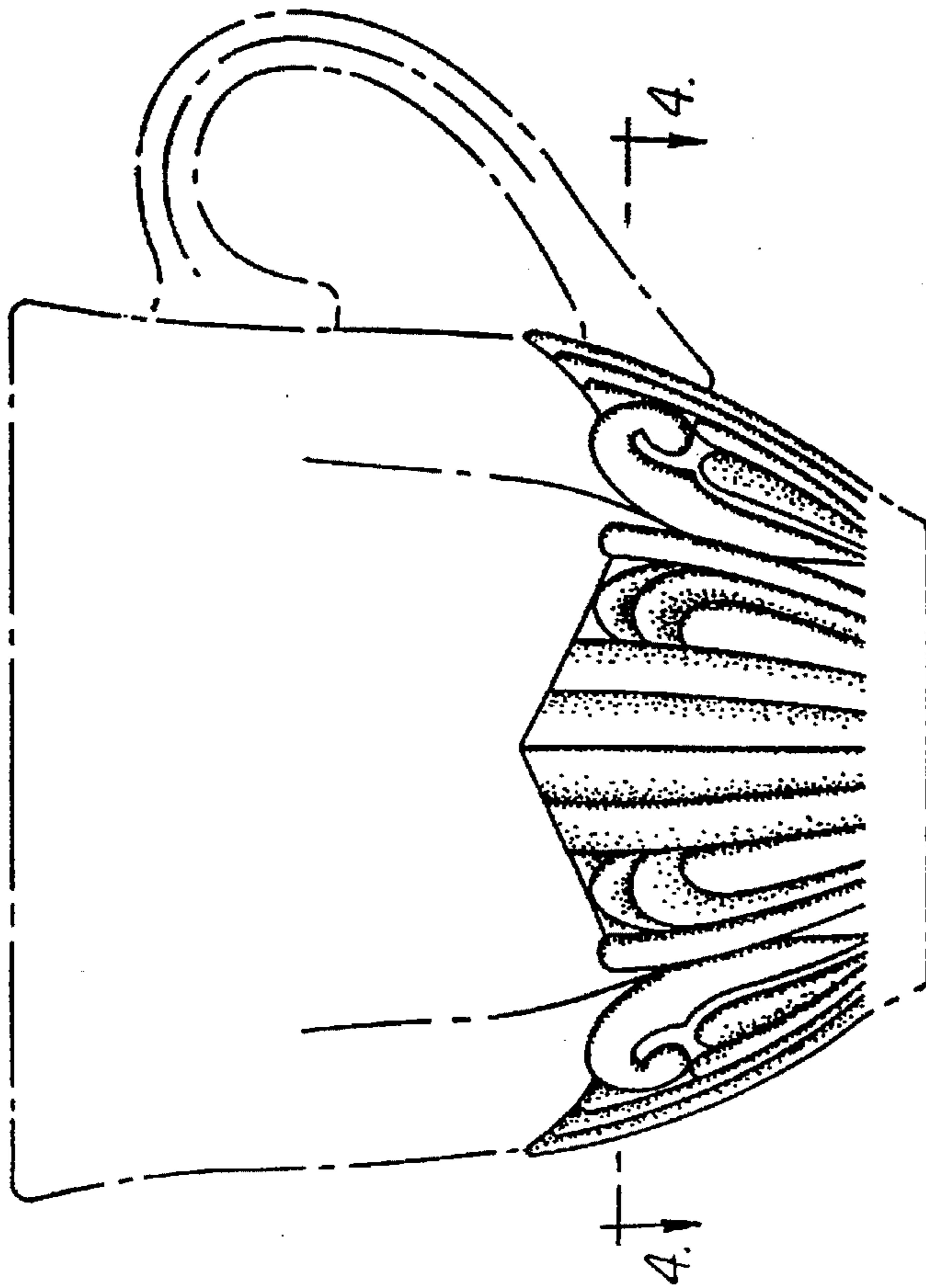
FIG. 2 is a side view of a decorative surface contour for a food or beverage receptacle having the decorative contour of the present invention formed thereon;

FIG. 3 is a side view of a decorative surface contour for a food or beverage receptacle having the decorative contour of the present invention formed thereon; and,

FIG. 4 is a sectional view of the beverage container of FIG. 1 along the line "4.—4." illustrating the raised portions of the decorative contour.

1 Claim, 2 Drawing Sheets





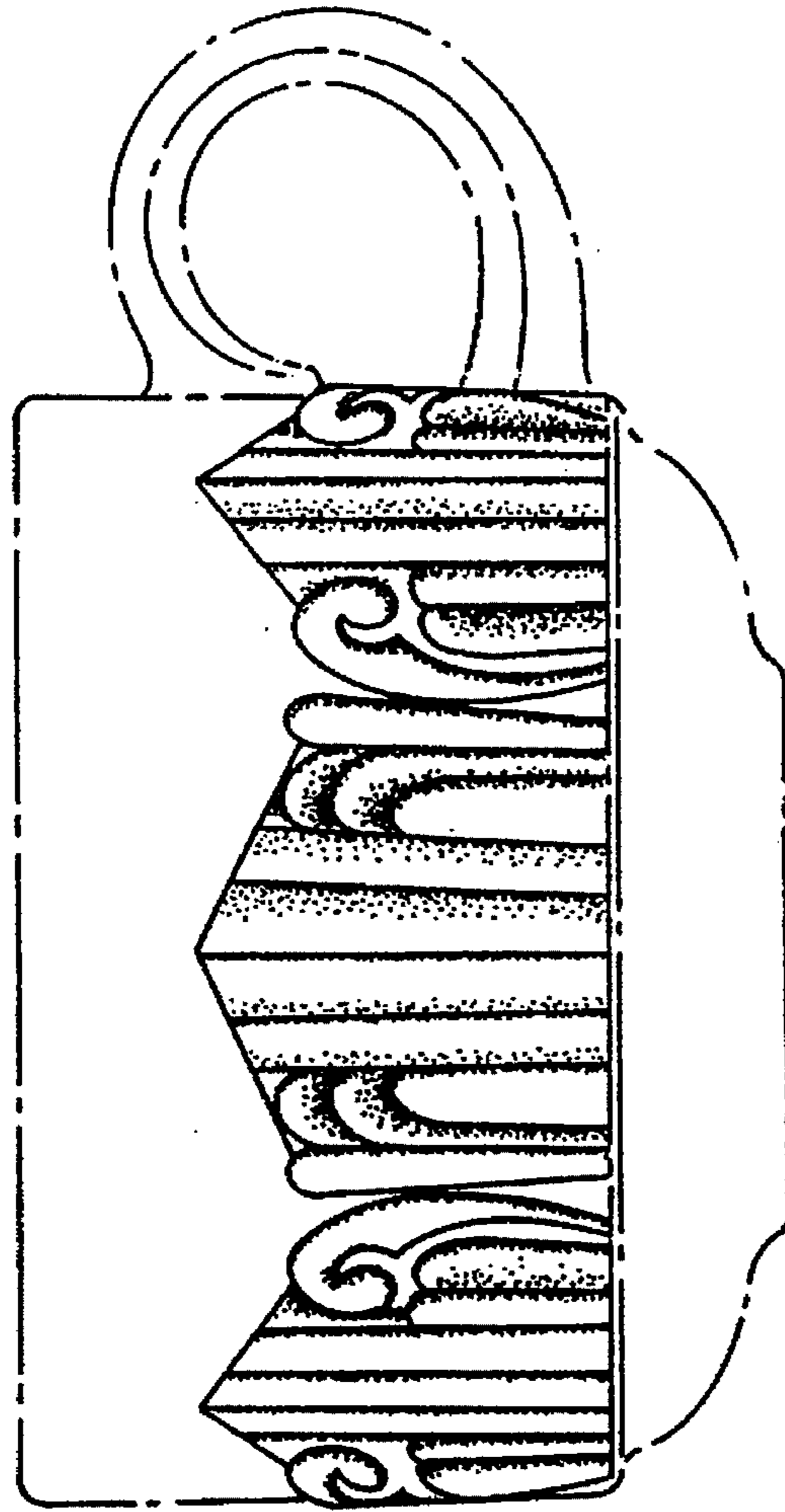


FIG. 3

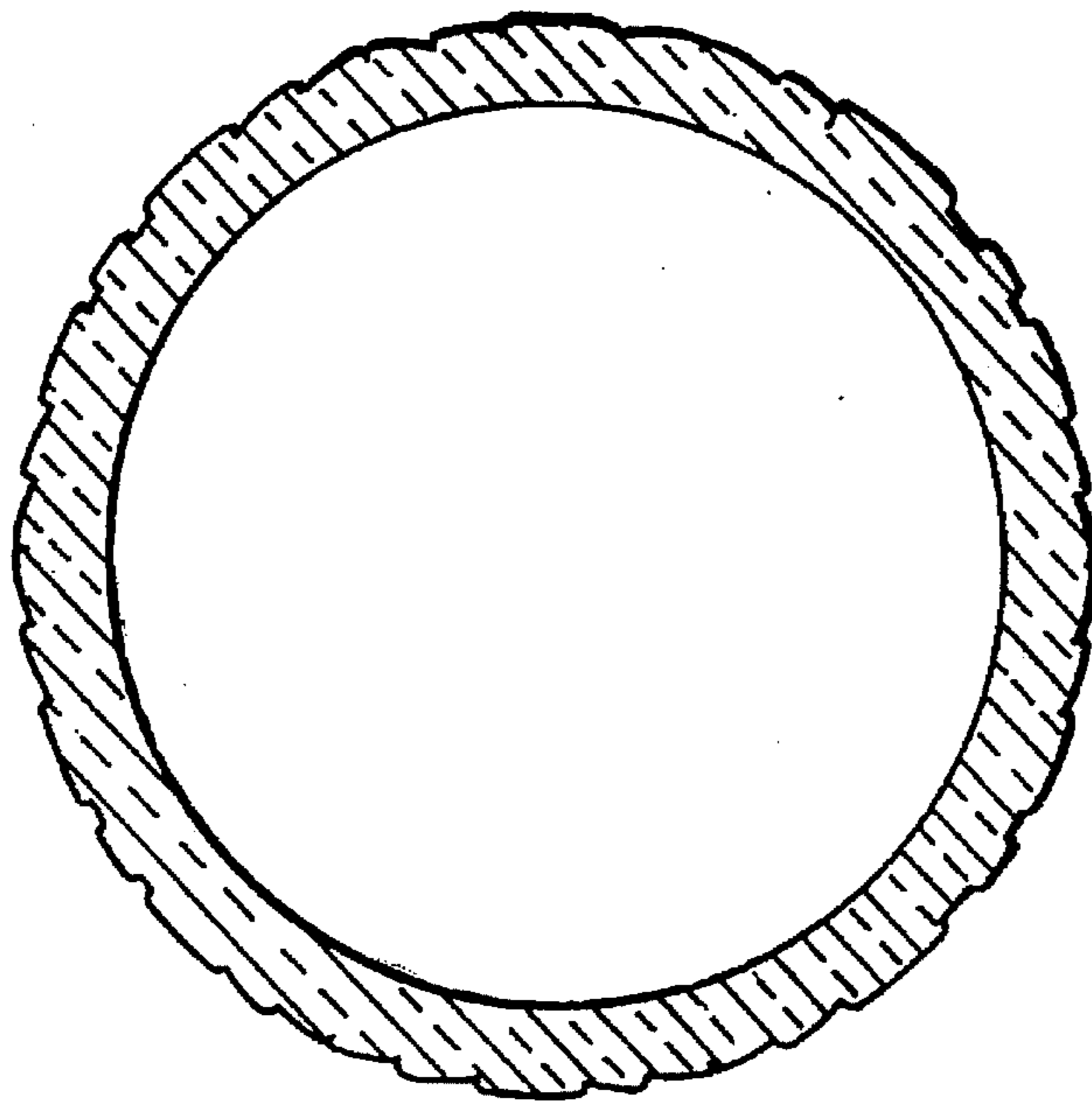


FIG. 4