



US00D379734S

United States Patent [19]
Baldwin

[11] **Patent Number: Des. 379,734**

[45] **Date of Patent: **Jun. 10, 1997**

[54] **APPLIANCE FRONT PANEL**

[75] **Inventor: Mark W. Baldwin, St. Joseph, Mich.**

[73] **Assignee: Whirlpool Corporation, Benton Harbor, Mich.**

[**] **Term: 14 Years**

[21] **Appl. No.: 40,938**

[22] **Filed: Jun. 28, 1995**

[51] **LOC (6) Cl. 07-02**

[52] **U.S. Cl. D7/339**

[58] **Field of Search D7/340, 341, 346, D7/348, 365, 367, 339; 126/190, 200, 1 R, 273 R, 273 A, 198; 134/58 D**

[56] **References Cited**

U.S. PATENT DOCUMENTS

D. 175,184	7/1955	Nelson	D7/405
D. 320,487	10/1991	Marks et al.	D32/3
D. 320,489	10/1991	Marks et al.	D32/3
D. 349,004	7/1994	Ivanovich	D7/340
3,329,529	7/1967	Lamar	134/58 D

OTHER PUBLICATIONS

Domus Magazine—"SMEG" Advertisement—No page No. given Nov. 1995.
Domus Magazine—"Rassegna" Product Survey—vol. 757 p. 106 at top left.

Primary Examiner—Louis S. Zarfes

Assistant Examiner—Frank Martinez

Attorney, Agent, or Firm—Thomas A. Schwyn; Mark A. Davis

[57] **CLAIM**

The ornamental design for an appliance front panel, as shown and described.

DESCRIPTION

FIG. 1 is a front left perspective view of an appliance front panel embodying the principles of the present invention;

FIG. 2 is a front elevational view of the front panel of FIG. 1;

FIG. 3 is a left side elevational view of the front panel of FIG. 1;

FIG. 4 is a right elevation view of the front panel of FIG. 1;

FIG. 5 is a top elevational view of the front panel of FIG. 1; and,

FIG. 6 is a bottom elevational view of the front panel of FIG. 1.

1 Claim, 2 Drawing Sheets




FIG. 1

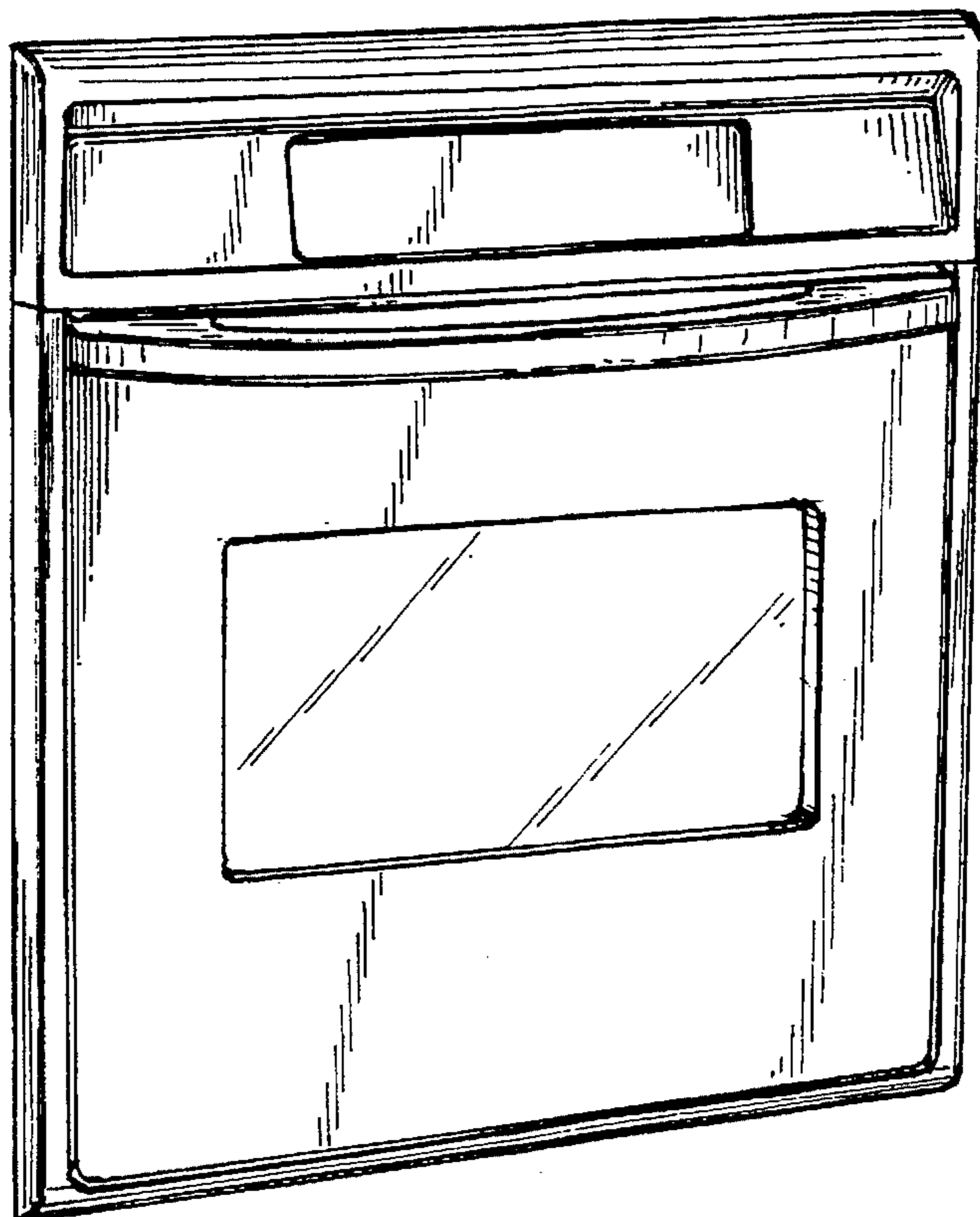


FIG. 2

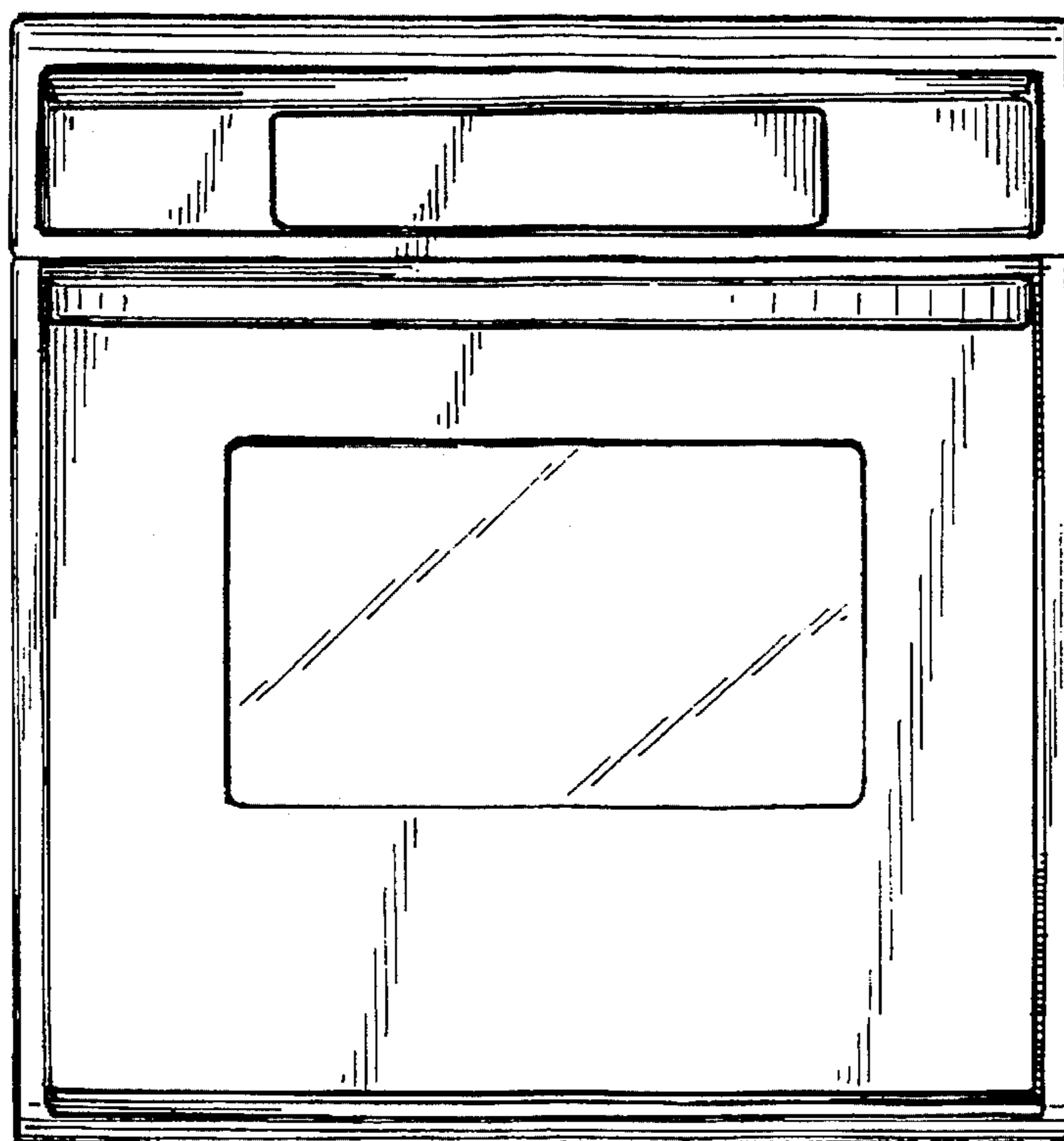


FIG. 3



FIG. 4



FIG. 5




FIG. 6

