



US00D379730S

**United States Patent** [19]  
**Dickman**

[11] **Patent Number: Des. 379,730**  
[45] **Date of Patent: \*\*Jun. 10, 1997**

[54] **COMBINATION TOWEL AND ARTICLE CARRIER**

[76] **Inventor: Deanna M. Dickman**, Box 163, Idledale, Colo. 80453

[\*\*] **Term: 14 Years**

[21] **Appl. No.: 31,326**

[22] **Filed: Nov. 22, 1994**

[51] **LOC (6) Cl. .... 06-13**

[52] **U.S. Cl. .... D6/608; D6/596**

[58] **Field of Search .... D6/595, 596, 608; D2/861, 864; 224/151; 2/69, 69.5**

[56] **References Cited**

**U.S. PATENT DOCUMENTS**

D. 341,285	11/1993	Kraus	.....	D6/608
2,659,404	11/1953	Kelsey	.....	2/69.5
4,195,378	4/1980	Parker	.....	D6/596

*Primary Examiner*—Lisa Lichenstein  
*Attorney, Agent, or Firm*—Edwin H. Crabtree; Ramon L. Pizano; Donald W. Margolis

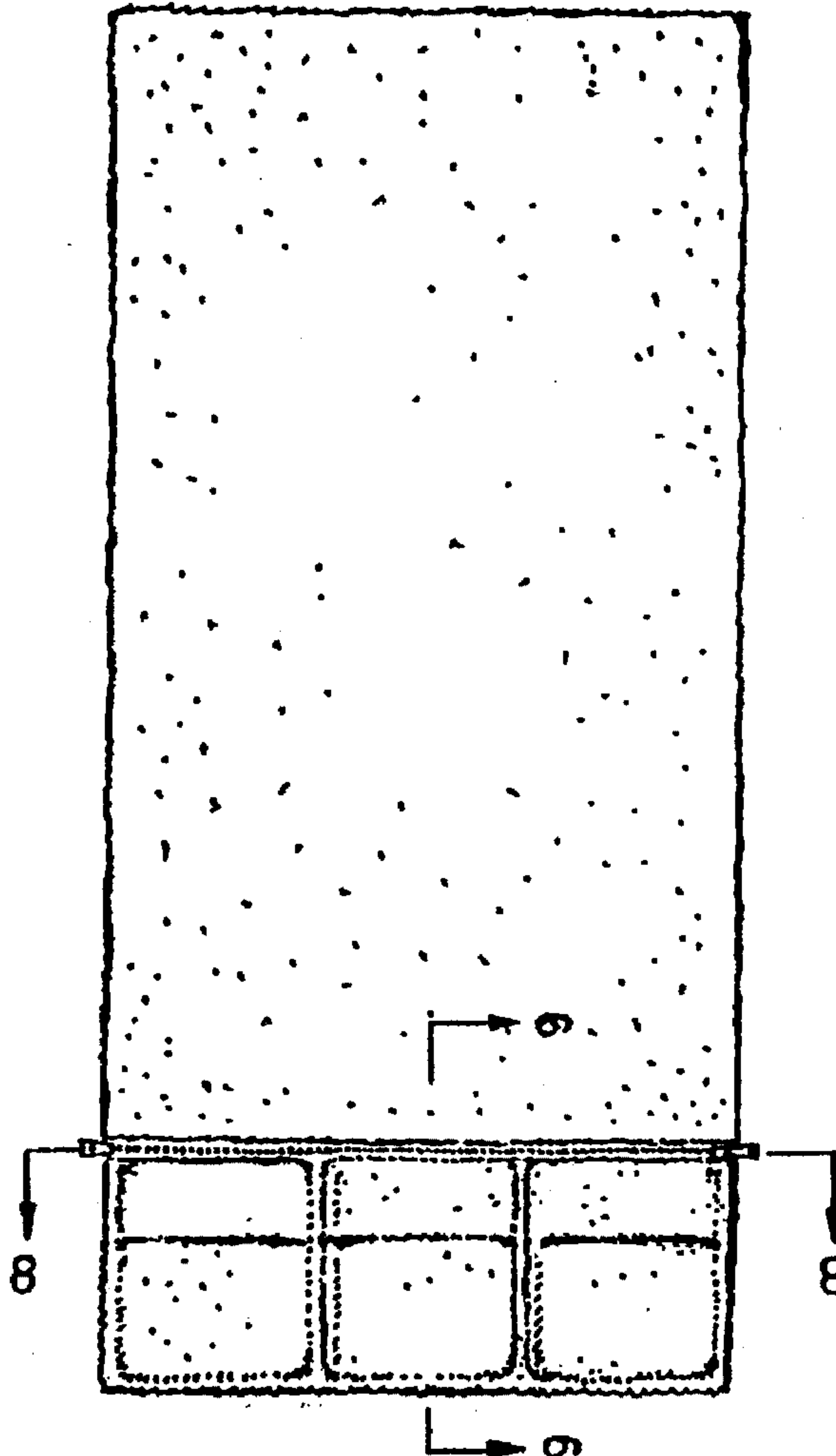
[57] **CLAIM**

The ornamental design for a combination towel and article carrier, as shown and described.

**DESCRIPTION**

FIG. 1 is a front view of a combination towel and article carrier showing my design;  
FIG. 2 is a rear view the new design;  
FIG. 3 is a top view of the new design;  
FIG. 4 is a bottom view of the new design;  
FIG. 5 is a side view of the new design;  
FIG. 6 is an opposite side view of the new design;  
FIG. 7 is a perspective view of the combination towel and article carrier being held in an upright position by a human figure;  
FIG. 8 is an enlarged perspective view of a portion of the combination towel and article carrier taken along line 8—8 of FIG. 1; and,  
FIG. 9 is an enlarged side view of a portion of the combination towel and article carrier taken along 9—9 of FIG. 1. The broken line showing of a human figure in FIG. 7 is for illustrative purposes only and forms no part of the claimed design.

**1 Claim, 1 Drawing Sheet**



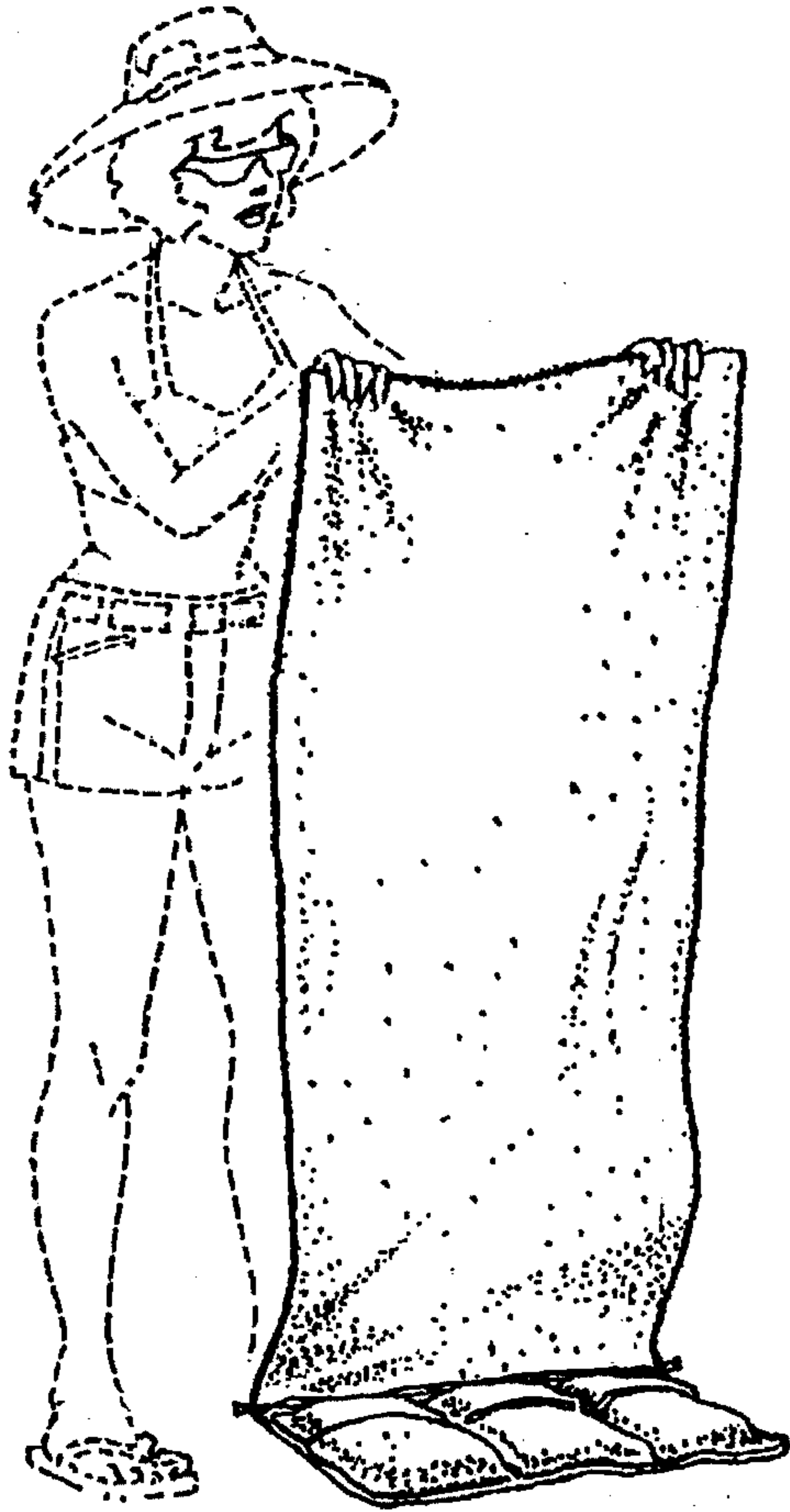


FIG. 7

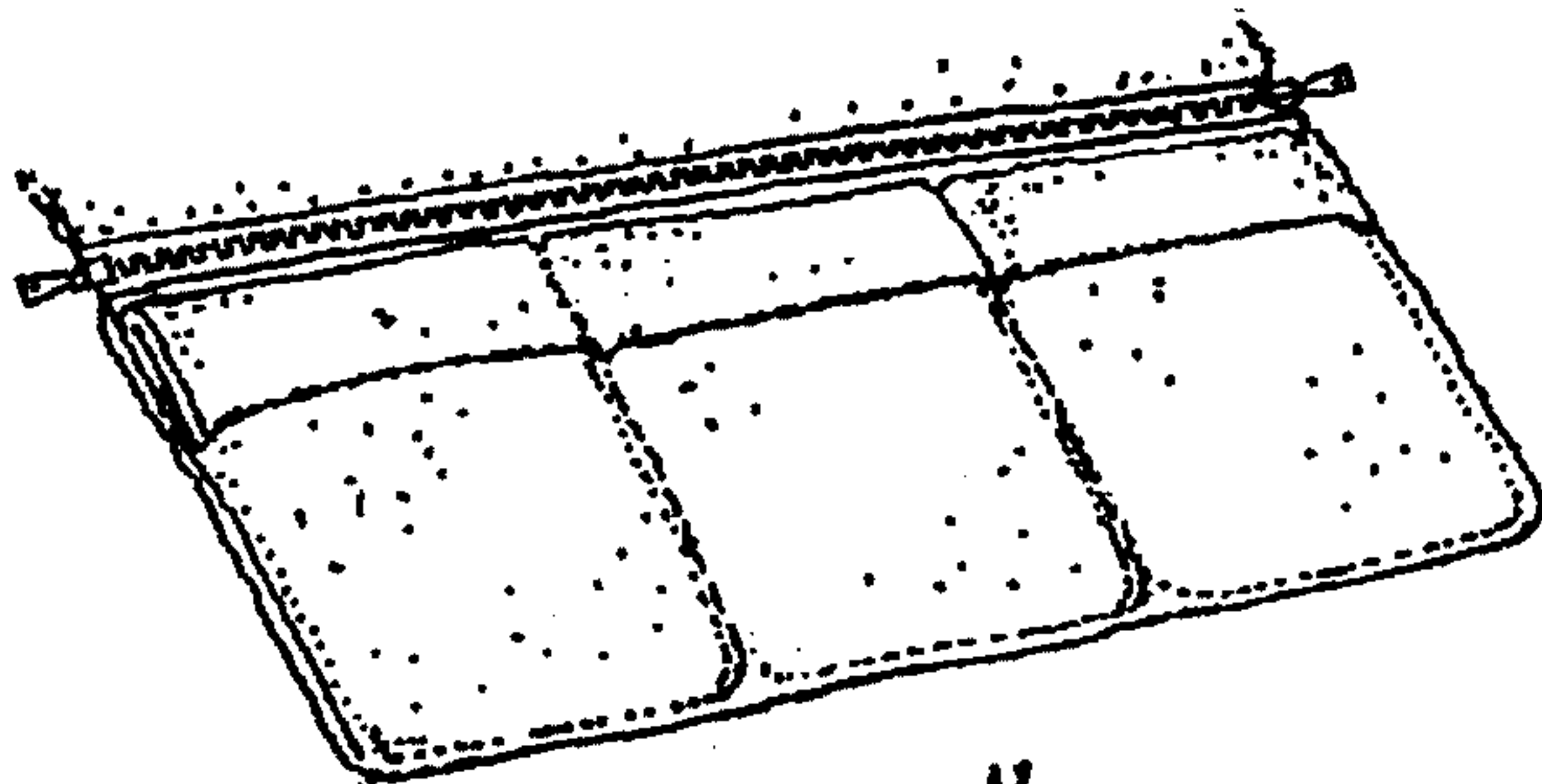


FIG. 8



FIG. 9

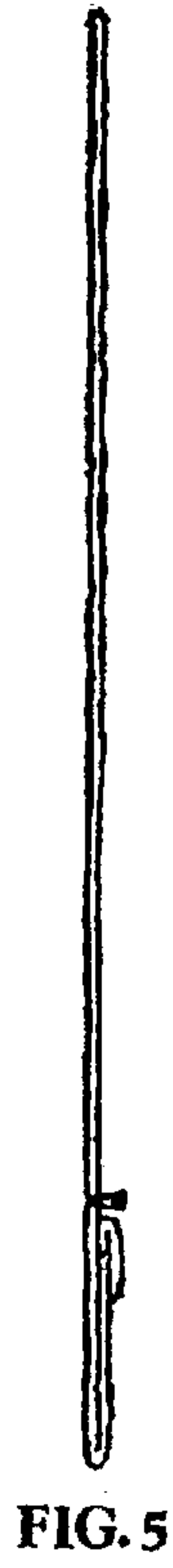


FIG. 5

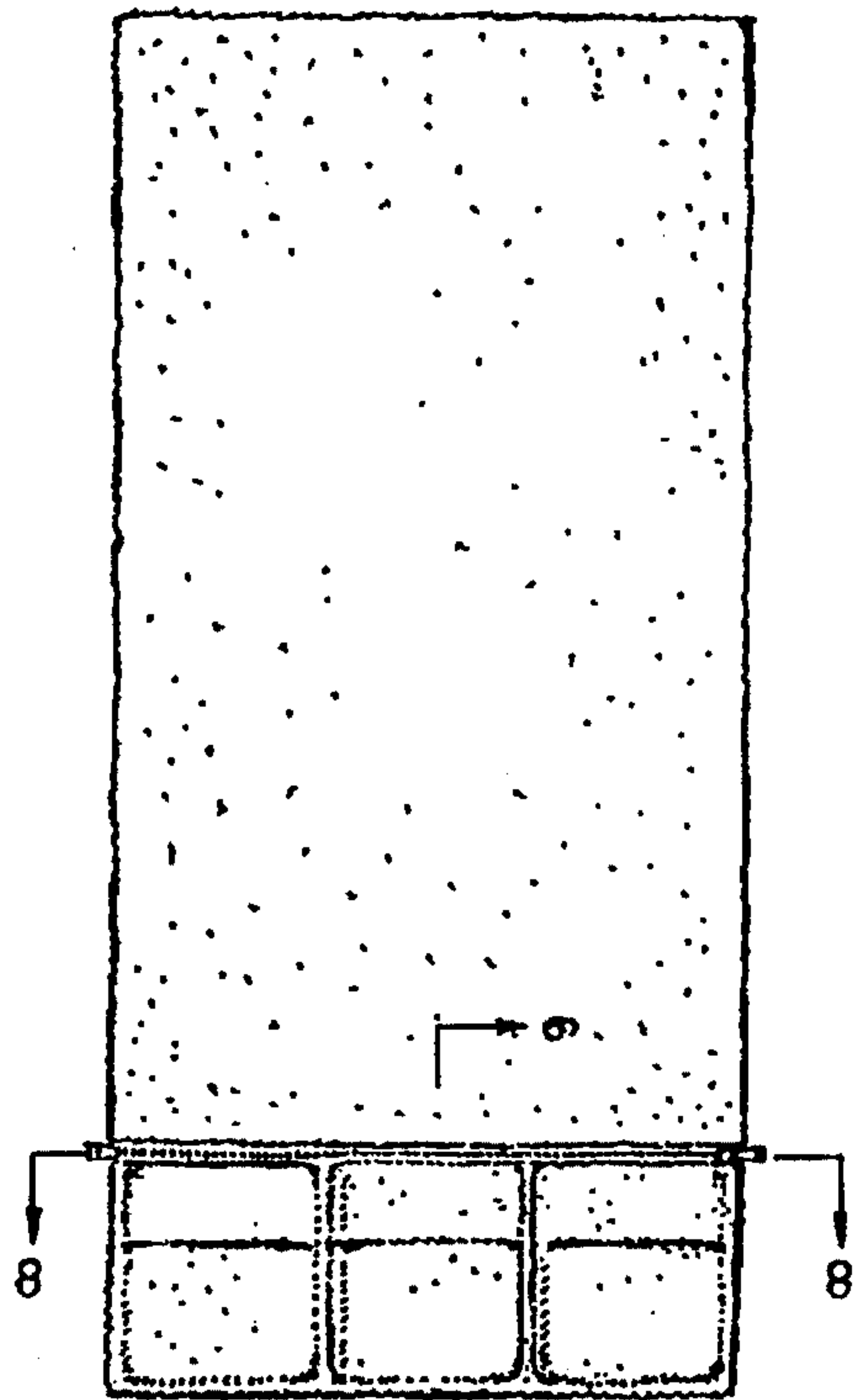


FIG. 1




FIG. 3



FIG. 6




FIG. 2




FIG. 4