



US00D379713S

United States Patent [19]
MacLean

[11] **Patent Number: Des. 379,713**
[45] **Date of Patent: **Jun. 10, 1997**

[54] **CARRYING BAG**

[75] **Inventor: Sandra MacLean, Scarborough, Canada**

[73] **Assignee: Wild Secret Inc., Mississauga, Canada**

[**] **Term: 14 Years**

[21] **Appl. No.: 35,962**

[22] **Filed: Mar. 10, 1995**

[30] **Foreign Application Priority Data**

Sep. 16, 1994 [CA] Canada 1994-1899

[51] **LOC (6) Cl. 03-01**

[52] **U.S. Cl. D3/243; D3/232**

[58] **Field of Search D3/201, 230, 232, D3/233, 234, 243, 246, 247, 249, 250, 299, 303; 150/100, 107, 110, 111, 112, 124, 147; 190/901, 902; 206/37, 38, 38 R; 229/67.1, 87.01, 87.08; 383/4, 38, 39, 106, 907; D2/639; 297/482**

[56] **References Cited**

U.S. PATENT DOCUMENTS

D. 104,433	5/1937	Ballenzweig	D3/234
D. 323,744	2/1992	Casale	D3/230
966,352	8/1910	Pemberton	D3/247 X
2,529,000	11/1950	Cameron	206/38 R
3,977,452	8/1976	Wright	D3/299 X
5,348,347	9/1994	Shink	206/38 X

Primary Examiner—Louis S. Zarfes
Assistant Examiner—Monica A. Hannon

Attorney, Agent, or Firm—Barrigar & Moss

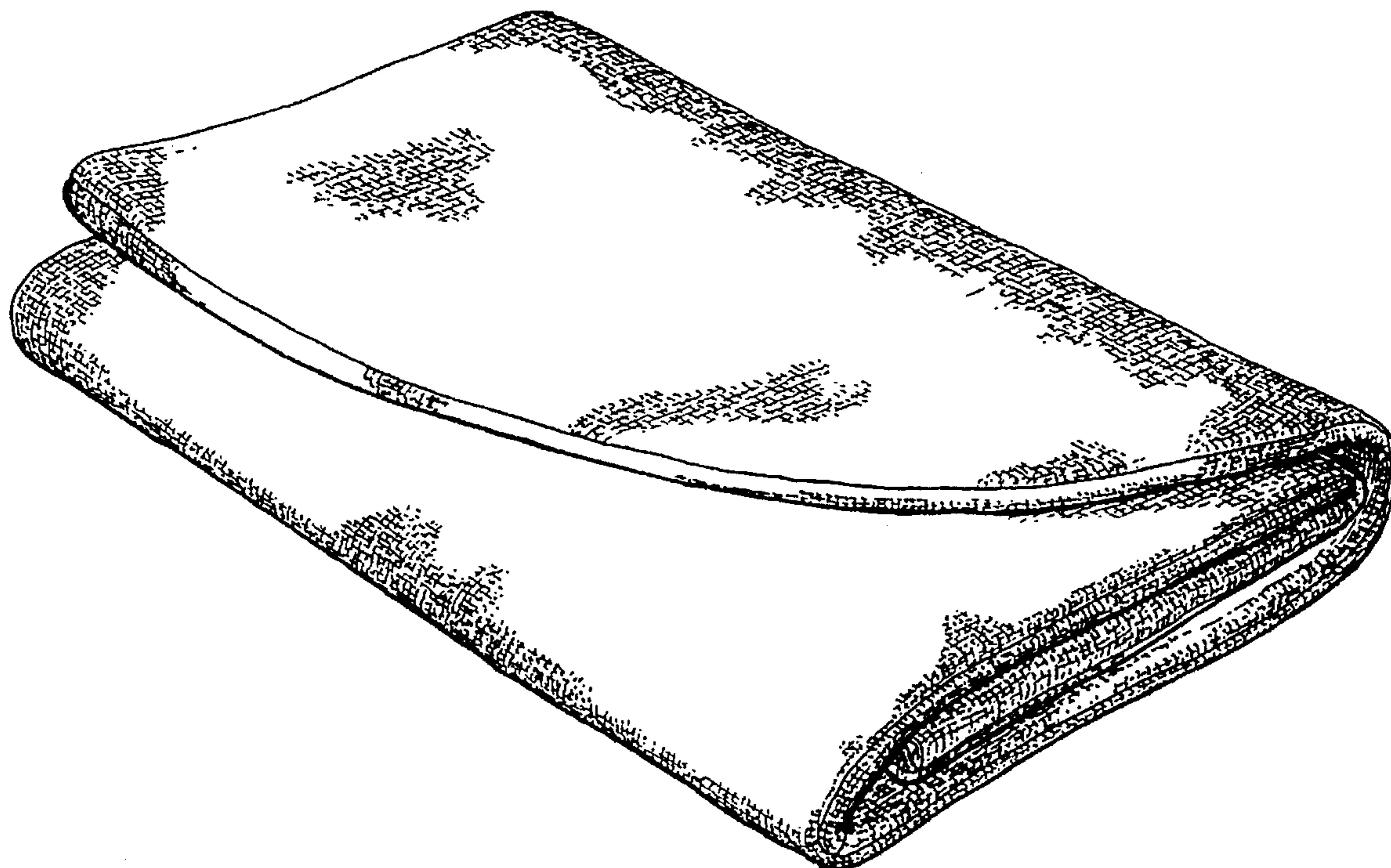
[57] **CLAIM**

The ornamental design for a carrying bag, as shown and described.

DESCRIPTION

FIG. 1 is a perspective view of the carrying bag showing the front side of the bag and the right side thereof;
 FIG. 2 is a front view of the carrying bag in the closed position;
 FIG. 3 is a rear view of the carrying bag in the closed position;
 FIG. 4 is a right side view of the carrying bag in the closed position;
 FIG. 5 is a left side view of the carrying bag in the closed position;
 FIG. 6 is a top view of the carrying bag in the closed position;
 FIG. 7 is a perspective view of the carrying bag in the laid open position, this view showing the inner surface of the bag;
 FIG. 8 is a plan view of the carrying bag in the laid open position, this view showing the outer surface of the bag;
 FIG. 9 is a plan view of the carrying bag in the laid open position, this view showing said inner surface;
 FIG. 10 is a longitudinal edge view of the carrying bag in the laid open position;
 FIG. 11 is an end edge view of the carrying bag taken from the left end of FIG. 9; and,
 FIG. 12 is an end edge view of the carrying bag taken from the right end of FIG. 9.

1 Claim, 6 Drawing Sheets



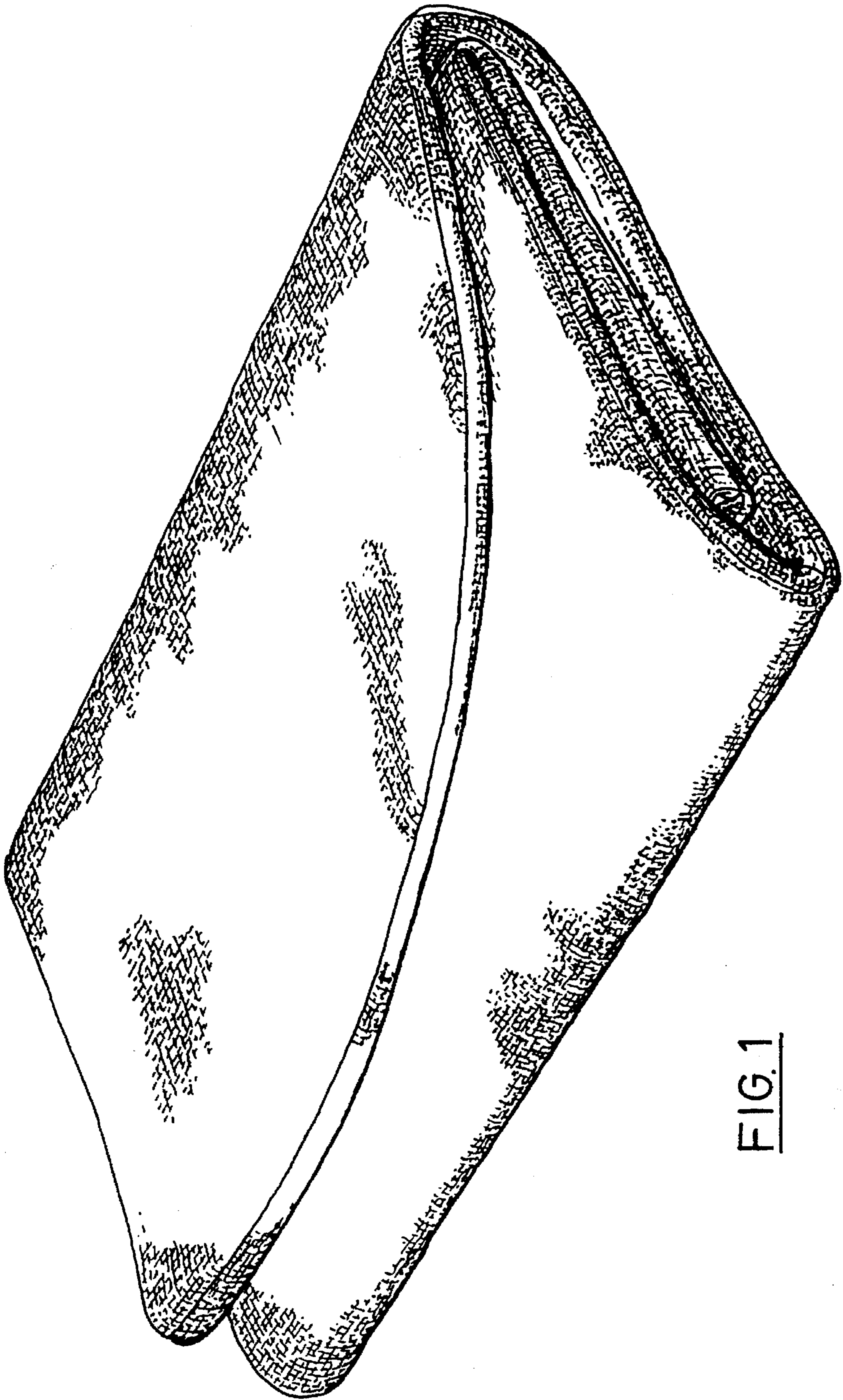


FIG. 1




FIG. 3




FIG. 2



FIG. 4




FIG. 5




FIG. 6

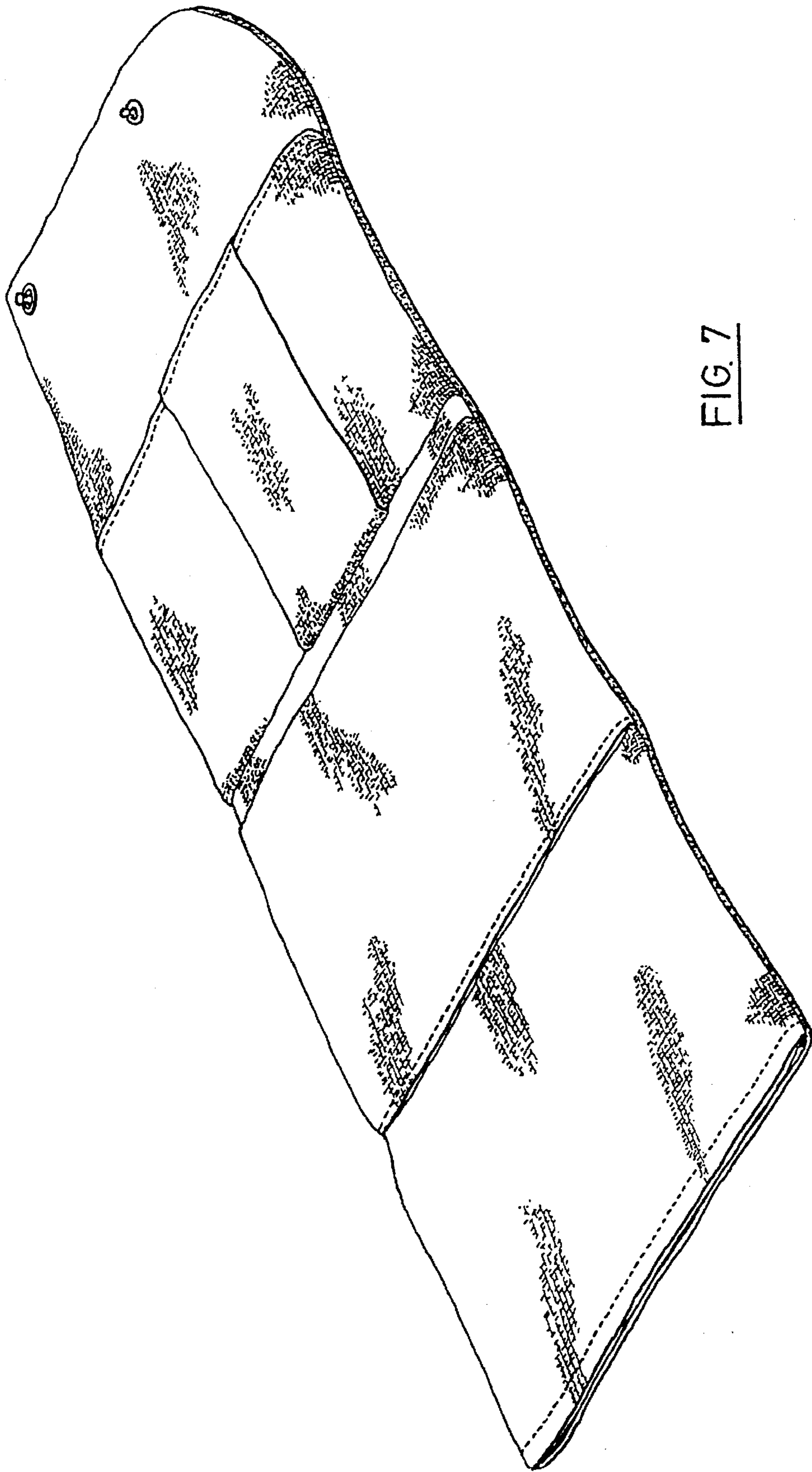


FIG. 7




FIG. 8



FIG. 11



FIG. 12

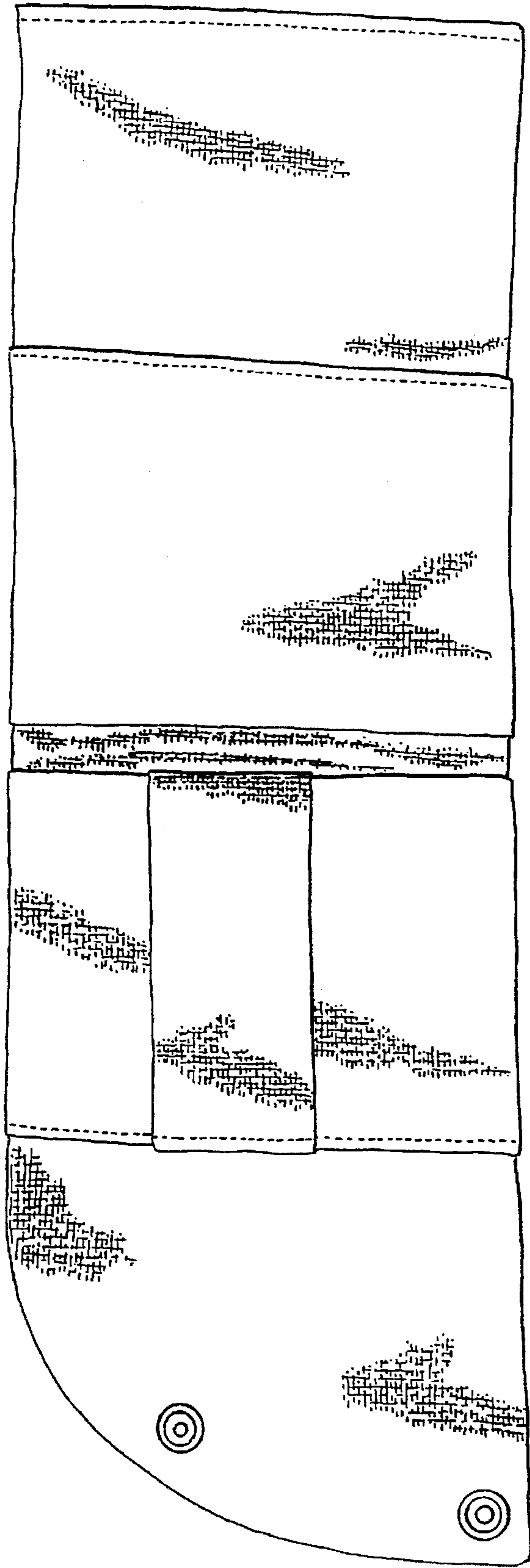


FIG. 9



FIG. 10