



US00D379697S

United States Patent [19]

Freudenberg et al.

[11] Patent Number: **Des. 379,697**

[45] Date of Patent: ****Jun. 3, 1997**

[54] **TWO-SIDED SPONGE**

0465445 9/1928 Germany 15/210.1

[75] Inventors: **John W. Freudenberg**, Edgewood, Ky.;
David C. Story; **Haruya Kato**, both of
Cincinnati, Ohio

OTHER PUBLICATIONS

Hong Kong Enterprise, Feb. 1993 p. 427 item #CS-1d, C5D,
CS11D, CS10D.

[73] Assignee: **The Andrew Jergens Company**,
Cincinnati, Ohio

Primary Examiner—Susan J. Lucas
Assistant Examiner—Cynthia E. Ramirez
Attorney, Agent, or Firm—Oblon, Spivak, McClelland,
Maier & Neustadt, P.C.

[**] Term: **14 Years**

[21] Appl. No.: **17,249**

[57] CLAIM

[22] Filed: **Jan. 10, 1994**

The ornamental design for a two-sided sponge, as shown and
described.

[51] LOC (6) Cl. **08-05**

[52] U.S. Cl. **D32/40**

[58] Field of Search D32/40, 35, 43;
D28/63; 15/244.1, 244.4, 208, 209.1, 210.1

DESCRIPTION

[56] References Cited

U.S. PATENT DOCUMENTS

D. 229,160	11/1973	Meyer	D32/40
1,511,969	10/1924	Hoy	D32/40 X
1,660,729	2/1928	Strock	15/244.4
1,822,725	9/1931	Cooper et al.	15/105
2,121,384	6/1938	Gray	15/105
2,269,871	1/1942	Betelko	15/244.4 X
2,841,811	7/1958	Carroll	15/244.1
3,005,219	10/1961	Miller	15/118 X
4,510,641	4/1985	Morris	15/118

FIG. 1 is a top plan view of a two-sided rectangular sponge
showing my new design;

FIG. 2 is a side elevational view thereof, the other side being
a mirror image;

FIG. 3 is a front elevational view thereof the rear being a
mirror image;

FIG. 4 is a bottom plan view thereof;

FIG. 5 is a perspective view of an alternate embodiment of
the two-sided sponge shown in FIG. 1, for which the
alternate embodiment is oval;

FIG. 6 is a side elevational view thereof;

FIG. 7 is a front elevational view thereof; and,

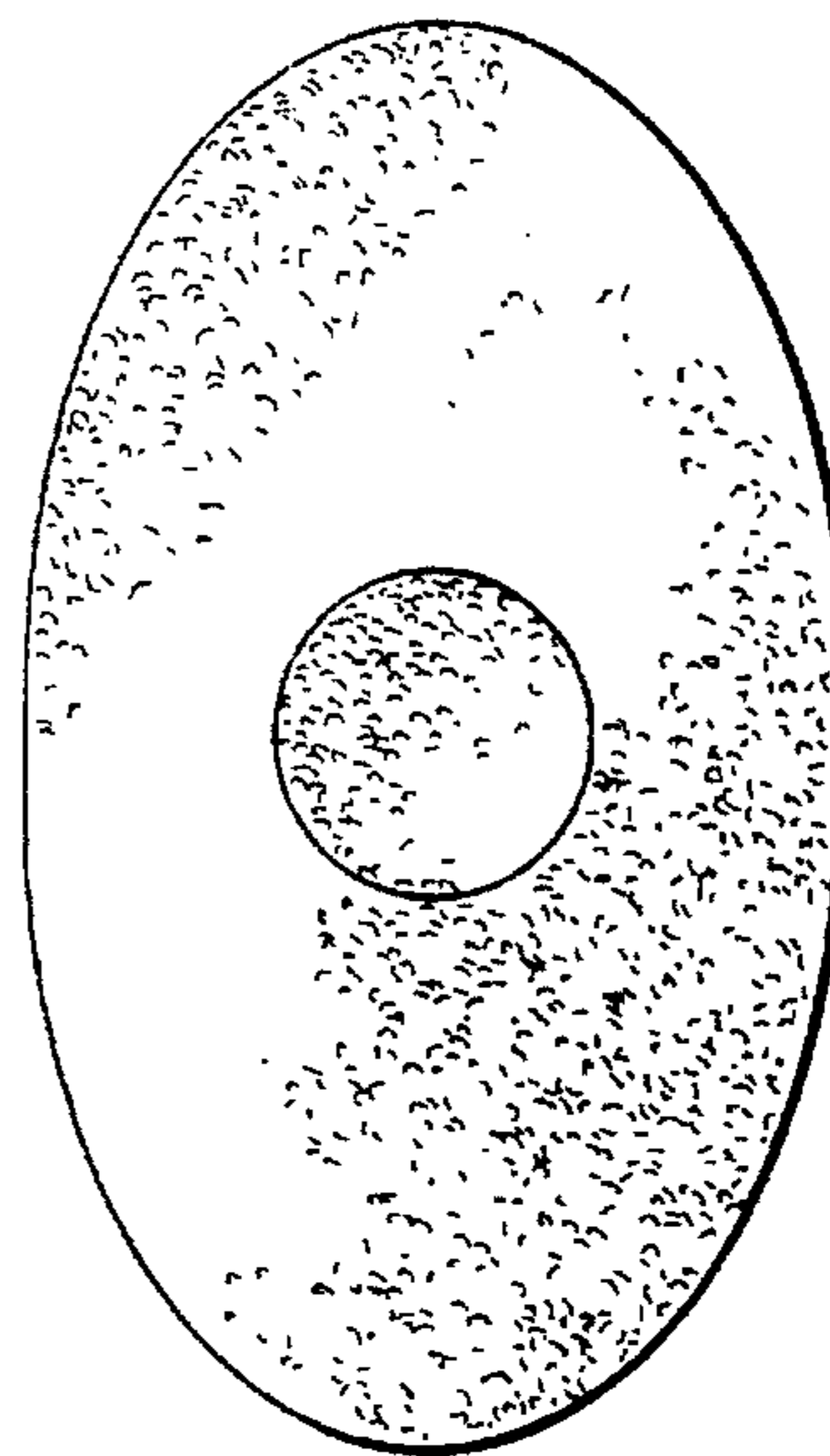


FIG. 8 is a bottom plan view thereof.

The surface texture is partially shown for convenience of
illustration, it being understood that the surface texture is
uniformly continuous over the surface on which it is shown.

FOREIGN PATENT DOCUMENTS

2049676	2/1993	Canada	15/244.1
0672951	1/1930	France	15/244.4
465445	8/1928	Germany	15/210.1

1 Claim, 2 Drawing Sheets






FIG. 1




FIG. 2




FIG. 3




FIG. 4

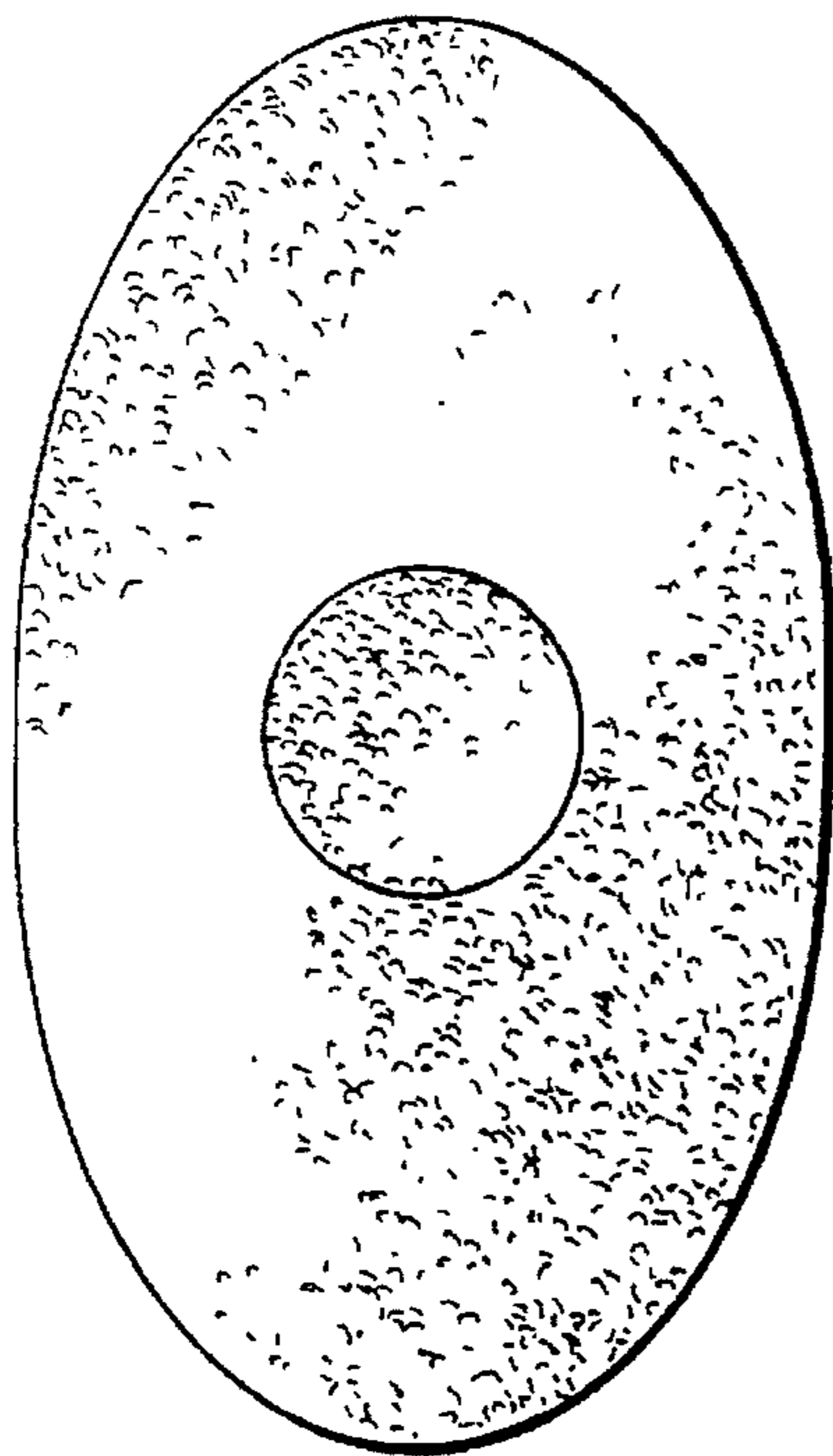


FIG. 5



FIG. 6




FIG. 7

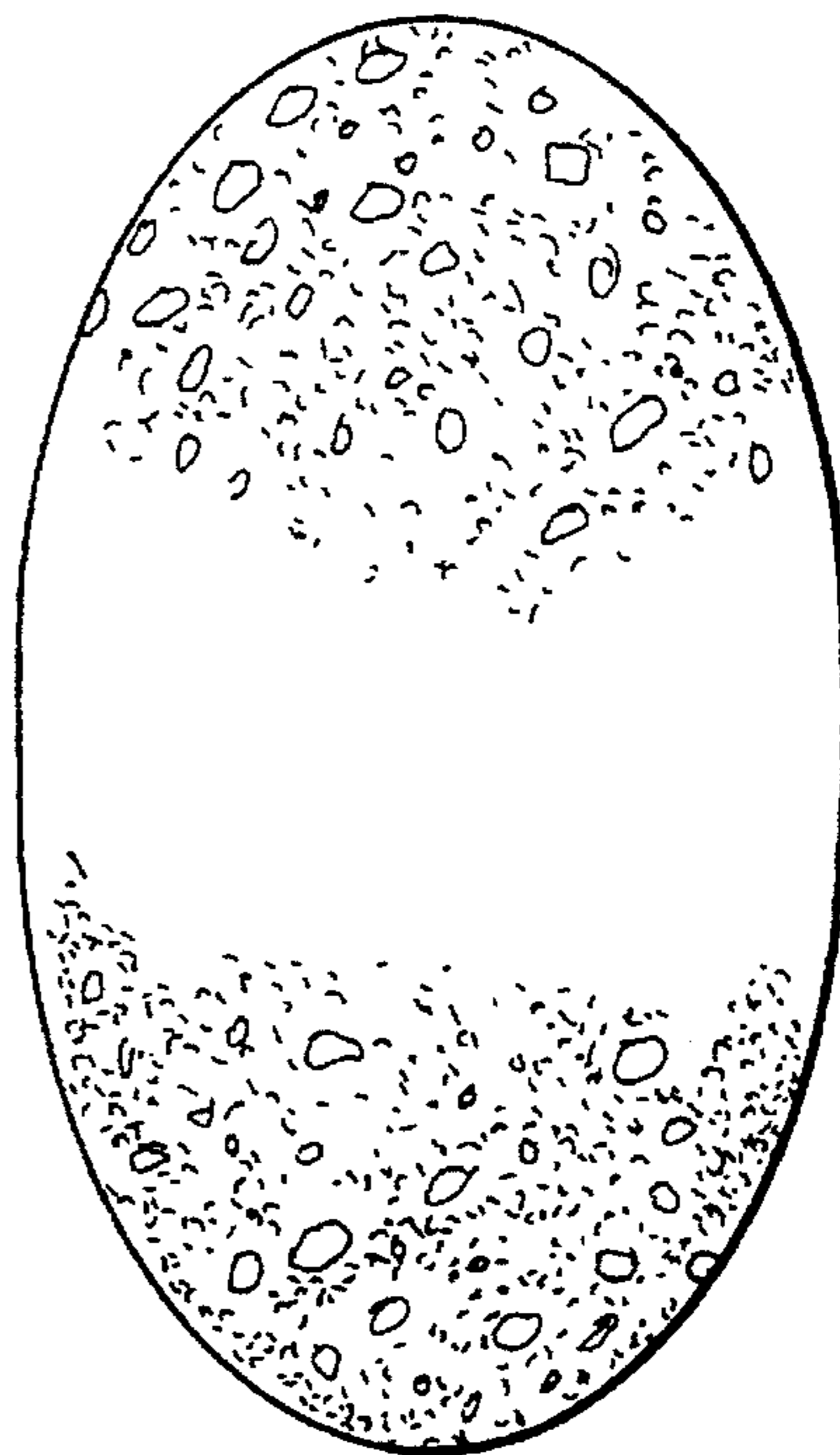


FIG. 8