



US00D379696S

United States Patent [19] Styles

[11] Patent Number: **Des. 379,696**

[45] Date of Patent: ****Jun. 3, 1997**

[54] **FINGER MOUNTED POLISHING CLOTH**

[76] Inventor: **Robert L. Styles**, 606 William Ave.,
Colorado Springs, Colo. 80906

[**] Term: **14 Years**

[21] Appl. No.: **49,877**

[22] Filed: **Feb. 2, 1996**

[51] LOC (6) Cl. **08-99**

[52] U.S. Cl. **D32/35; D28/63; D32/40**

[58] Field of Search **D28/63; D32/35,
D32/40; 15/208, 209.1, 210.1, 227; D2/610,
611, 619, 622**

[56] **References Cited**

U.S. PATENT DOCUMENTS

D. 206,997	2/1967	Epstein	D28/63	X
D. 265,432	7/1982	Desnick	D28/63	
D. 303,725	9/1989	Rojko et al.	D28/63	
D. 333,364	2/1993	Popovich et al.	D28/63	
D. 355,521	2/1995	Galdi	D2/610	
D. 371,655	7/1996	Weston	D32/40	
981,192	1/1911	Hollingshead	D2/622	X
2,002,144	5/1935	Heaton	15/227	X
2,279,100	4/1942	Worth et al.	15/227	X
2,497,749	2/1950	Wagner	D2/610	X
5,026,541	6/1991	Lanier	15/227	X

Primary Examiner—Susan J. Lucas
Assistant Examiner—Cynthia E. Ramirez
Attorney, Agent, or Firm—Richard W. Hanes

[57] **CLAIM**

The ornamental design for a finger mounted polishing cloth, as shown and described.

DESCRIPTION

FIG. 1 is a perspective view of the polishing clothing of the present invention with the human hand shown in phantom, and showing the method of mounting the polishing cloth on two fingers;

FIG. 2 is a side view of the polishing cloth;

FIG. 3 is a top view of the polishing cloth; the bottom view is a mirror image of the top view;

FIG. 4 is an end view;

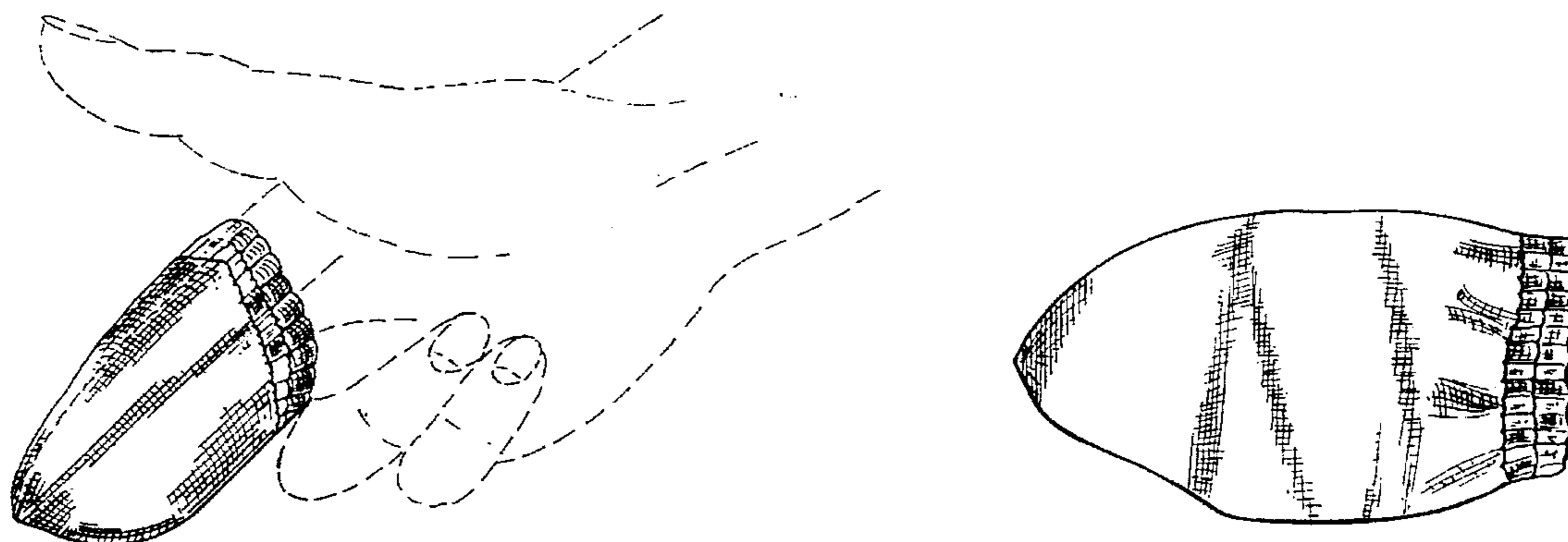
FIG. 5 is a view of the end opposite of that shown in FIG. 4; and,

FIG. 6 is a side view opposite of that shown in FIG. 2.

The broken line showing of the hand in FIG. 1 is for illustrative purposes only and forms no part of the claimed design.

The cross-hatching in the figures is fragmentarily shown for convenience of illustration, it being understood that the cross-hatching is uniformly continuous over the surface on which it appears.

1 Claim, 1 Drawing Sheet



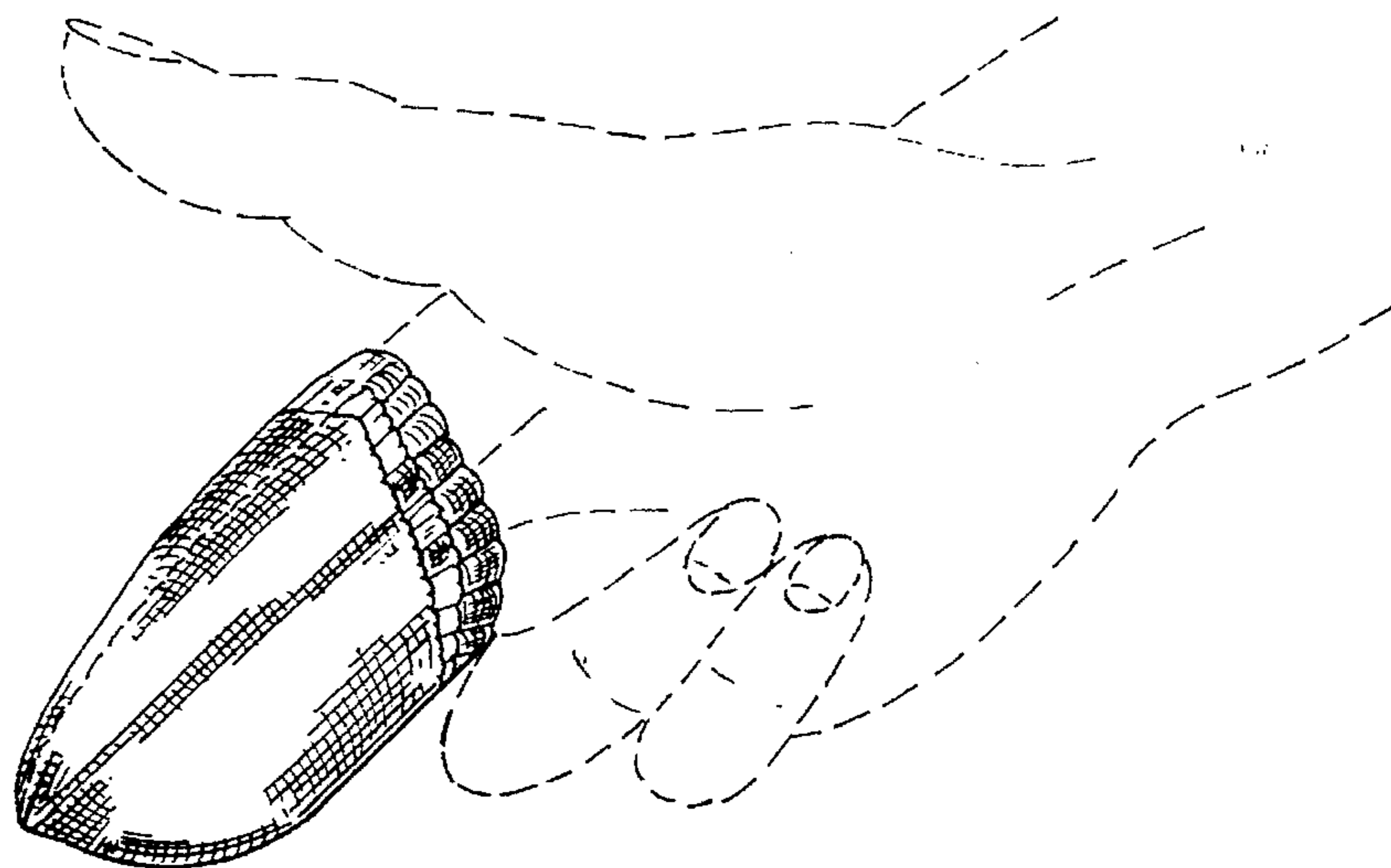


FIG. 1

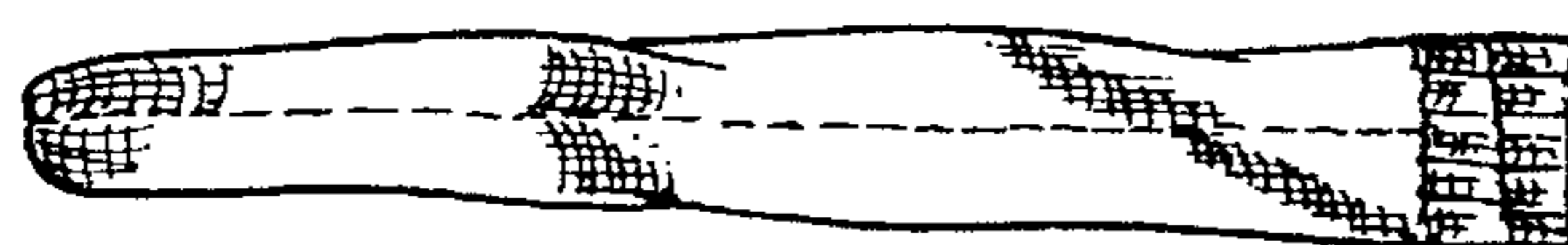


FIG. 2



FIG. 5

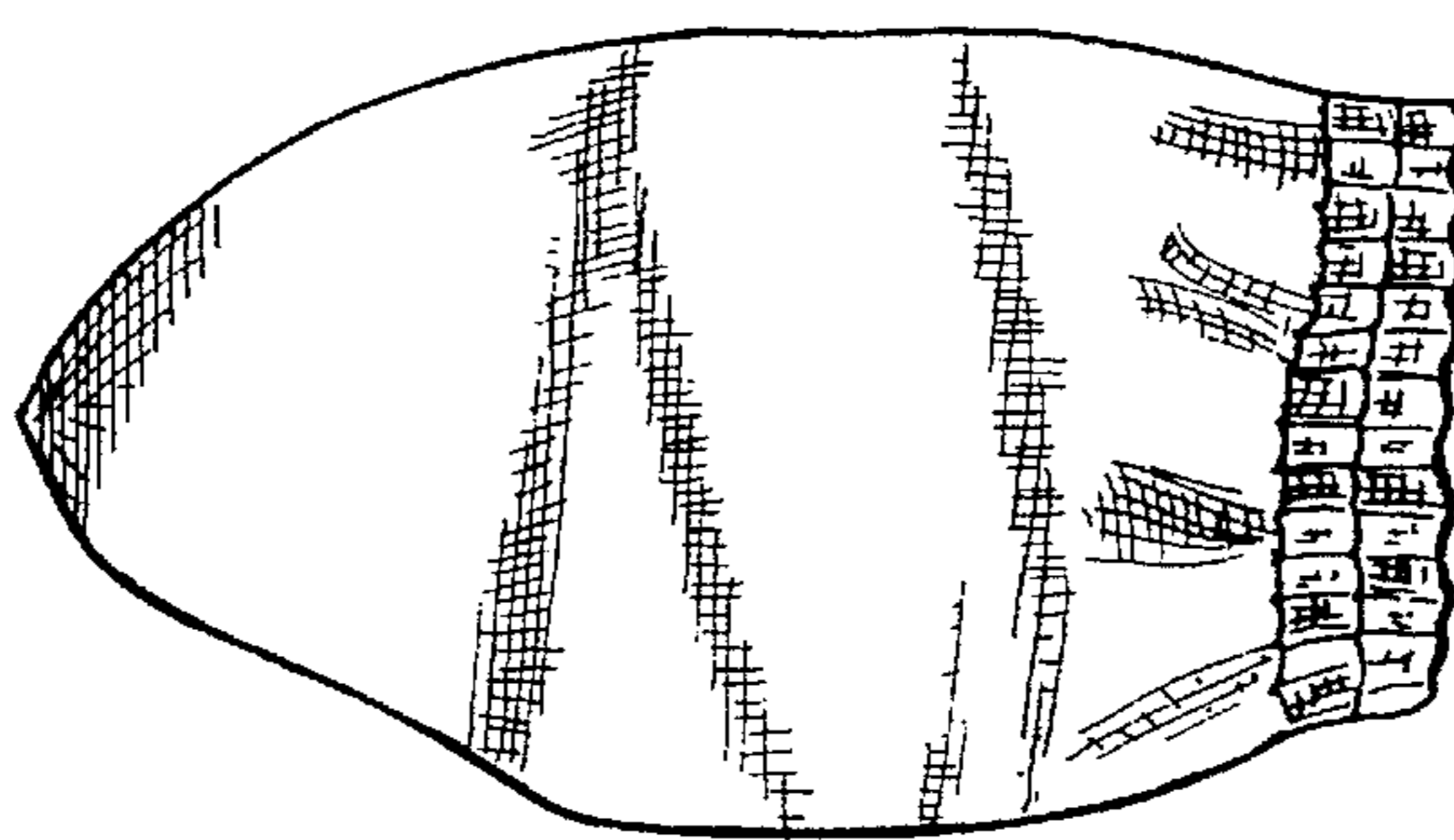


FIG. 3



FIG. 4

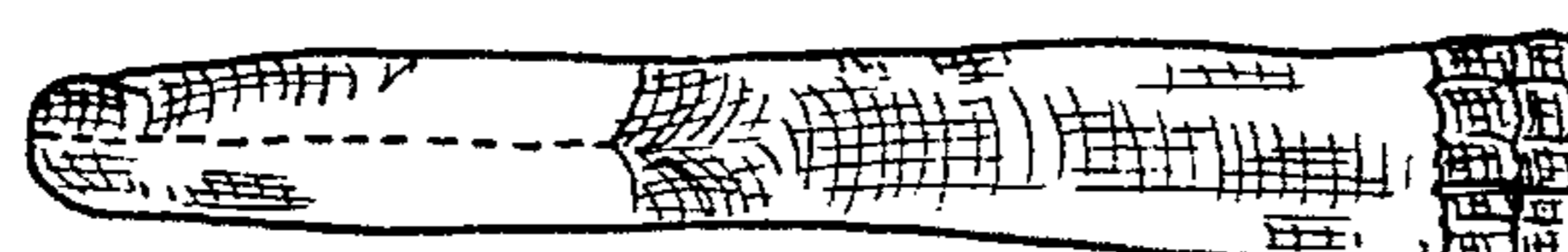


FIG. 6