



US00D379681S

**United States Patent** [19]  
**Barman**

[11] **Patent Number: Des. 379,681**  
[45] **Date of Patent: \*\*Jun. 3, 1997**

[54] **BIRD CAGE**

[76] **Inventor: Edward H. Barman, 2308 Highway V,  
Sun Prairie, Wis. 53590**

[\*\*] **Term: 14 Years**

[21] **Appl. No.: 39,193**

[22] **Filed: May 18, 1995**

[51] **LOC (6) Cl. .... 30-02**

[52] **U.S. Cl. .... D30/110; D6/442; D6/470;  
D30/108**

[58] **Field of Search .... 119/452, 471,  
119/459, 463, 472, 485, 245, 246, 247,  
253; D30/101-105; D6/442, 470, 472**

[56] **References Cited**

**U.S. PATENT DOCUMENTS**

|            |         |          |       |         |
|------------|---------|----------|-------|---------|
| D. 36,371  | 6/1903  | Gantert  | ..... | D6/470  |
| D. 177,279 | 3/1956  | Reachert | ..... | D30/115 |
| D. 236,839 | 9/1975  | Polli    | ..... | D6/470  |
| D. 251,969 | 5/1979  | Tucky    | ..... | D6/470  |
| D. 274,152 | 6/1984  | Fleming  | ..... | D30/116 |
| D. 287,650 | 1/1987  | Braeuner | ..... | D30/110 |
| D. 309,047 | 7/1990  | Small    | ..... | D30/114 |
| D. 340,550 | 10/1993 | Teats    | ..... | D30/104 |

|            |         |             |       |         |
|------------|---------|-------------|-------|---------|
| D. 348,576 | 7/1994  | Narramore   | ..... | D6/470  |
| D. 366,976 | 2/1996  | Bustos      | ..... | D6/470  |
| 662,624    | 4/1900  | Hewit       | ..... | D6/470  |
| 3,785,343  | 1/1974  | Baratta     | ..... | D30/116 |
| 4,285,301  | 8/1981  | Voss        | ..... | 119/461 |
| 4,586,463  | 5/1986  | Braeuner    | ..... | 119/462 |
| 4,702,534  | 10/1987 | Witt et al. | ..... | D6/470  |
| 4,930,445  | 6/1990  | Chestnut    | ..... | 119/485 |
| 5,156,640  | 10/1992 | Del Rosario | ..... | 119/471 |
| 5,448,964  | 9/1995  | Takimoto    | ..... | 119/463 |

*Primary Examiner*—Cathy Anne MacCormac

[57] **CLAIM**

The ornamental design for the bird cage, as shown and described.

**DESCRIPTION**

FIG. 1 is a right elevational view of the bird cage showing my new design;  
FIG. 2 is a rear elevational view thereof;  
FIG. 3 is a front side elevational view thereof;  
FIG. 4 is a top plan view thereof;  
FIG. 5 is a bottom plan view thereof; and,  
FIG. 6 is a top and right side perspective view thereof, the broken line showing of the tree is for illustrative purposes only and forms no part of the claimed design.

**1 Claim, 3 Drawing Sheets**

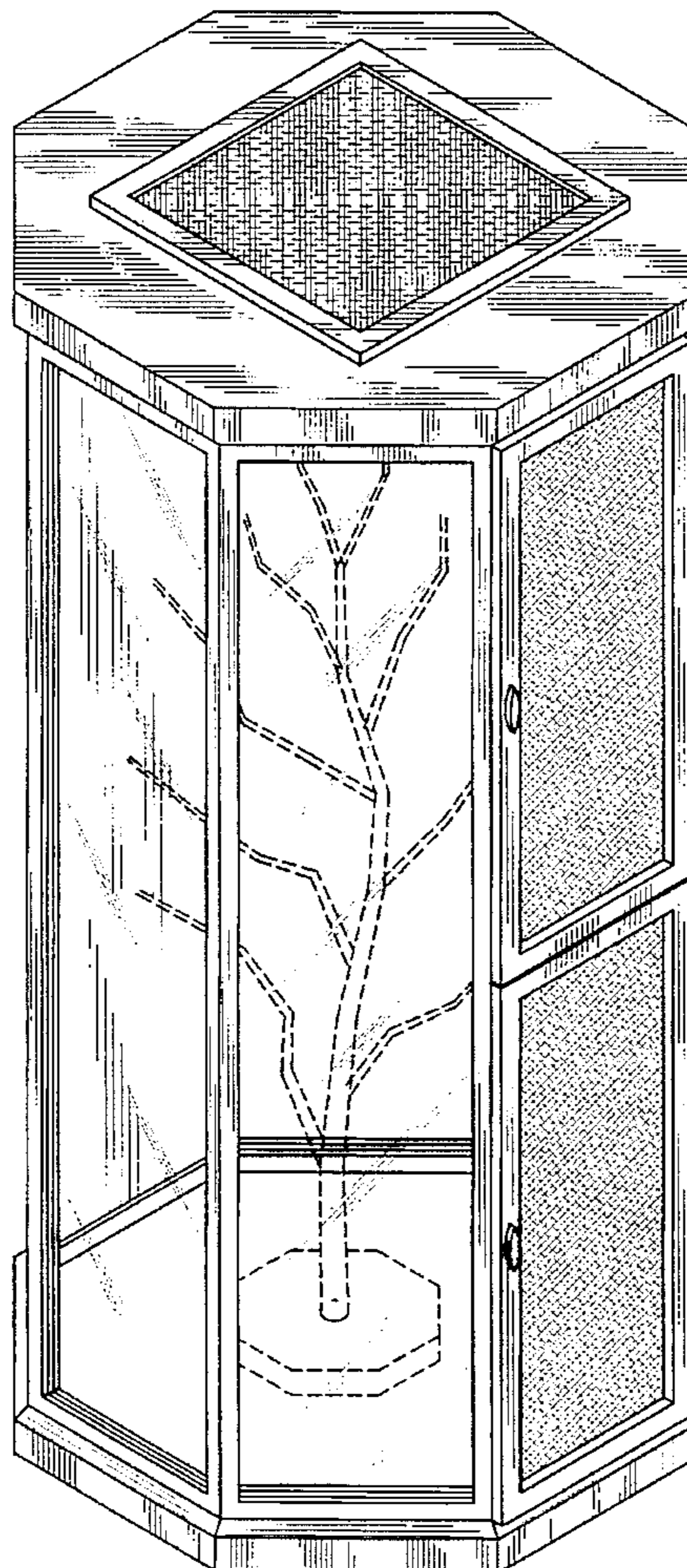


FIG. 1

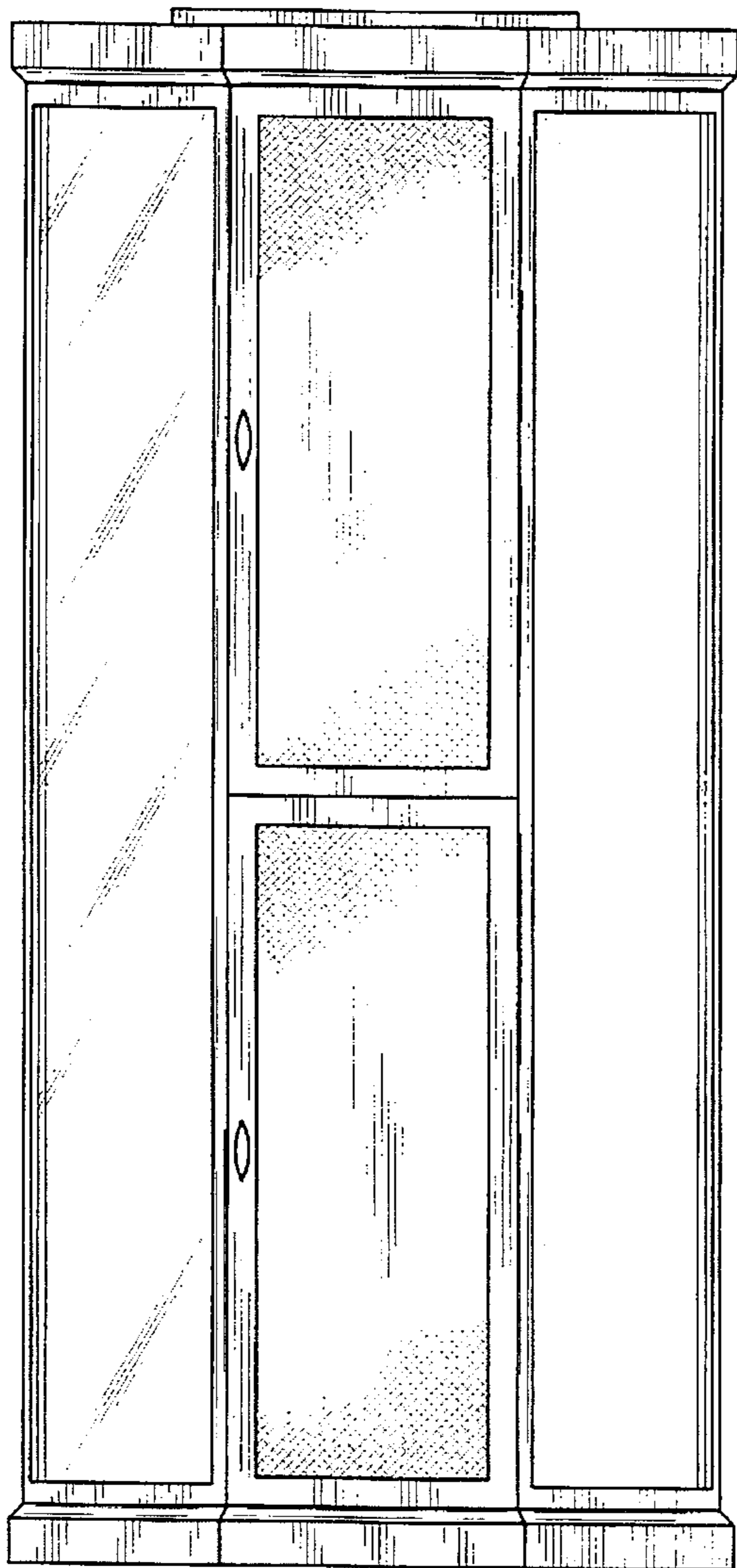


FIG. 2

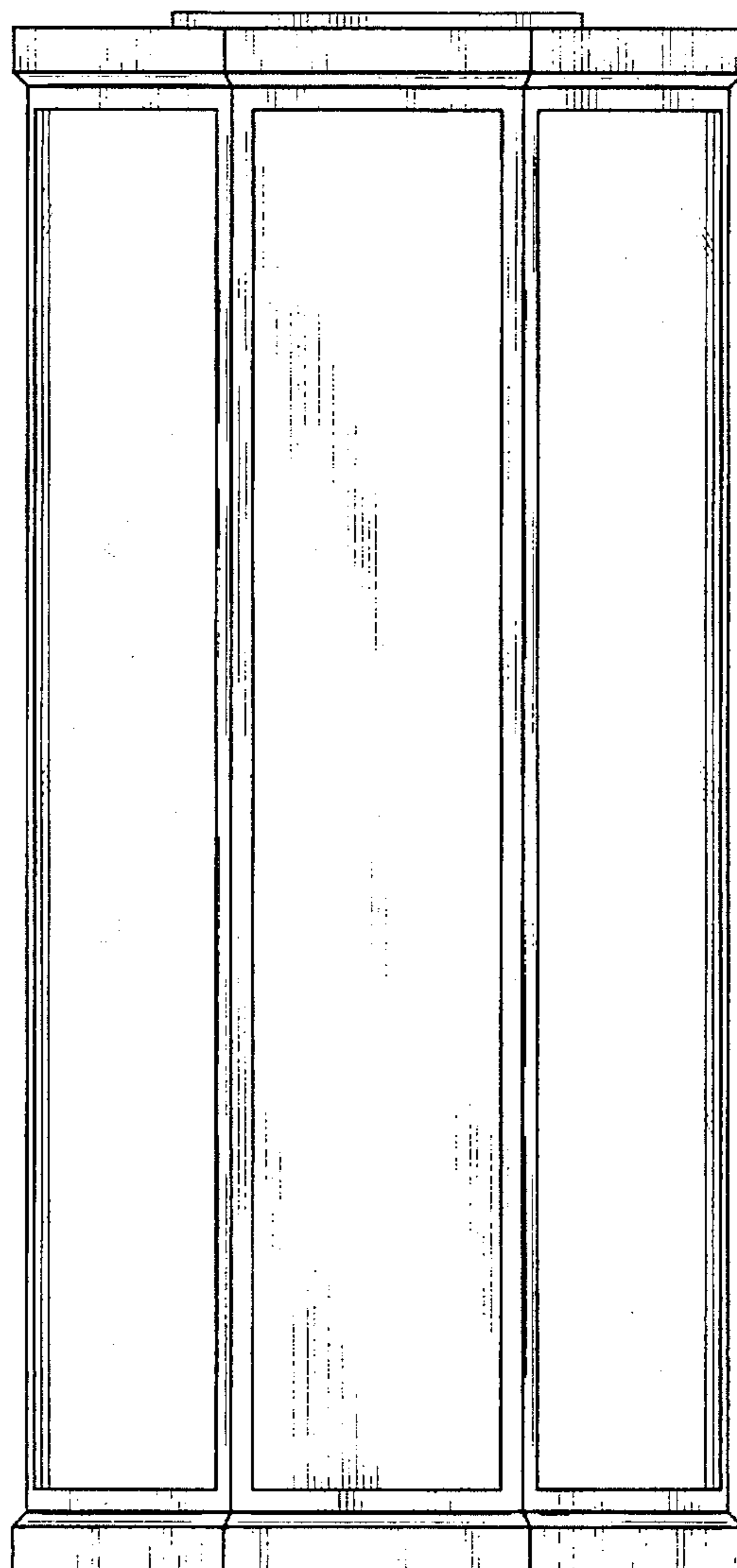


FIG. 3




FIG. 4

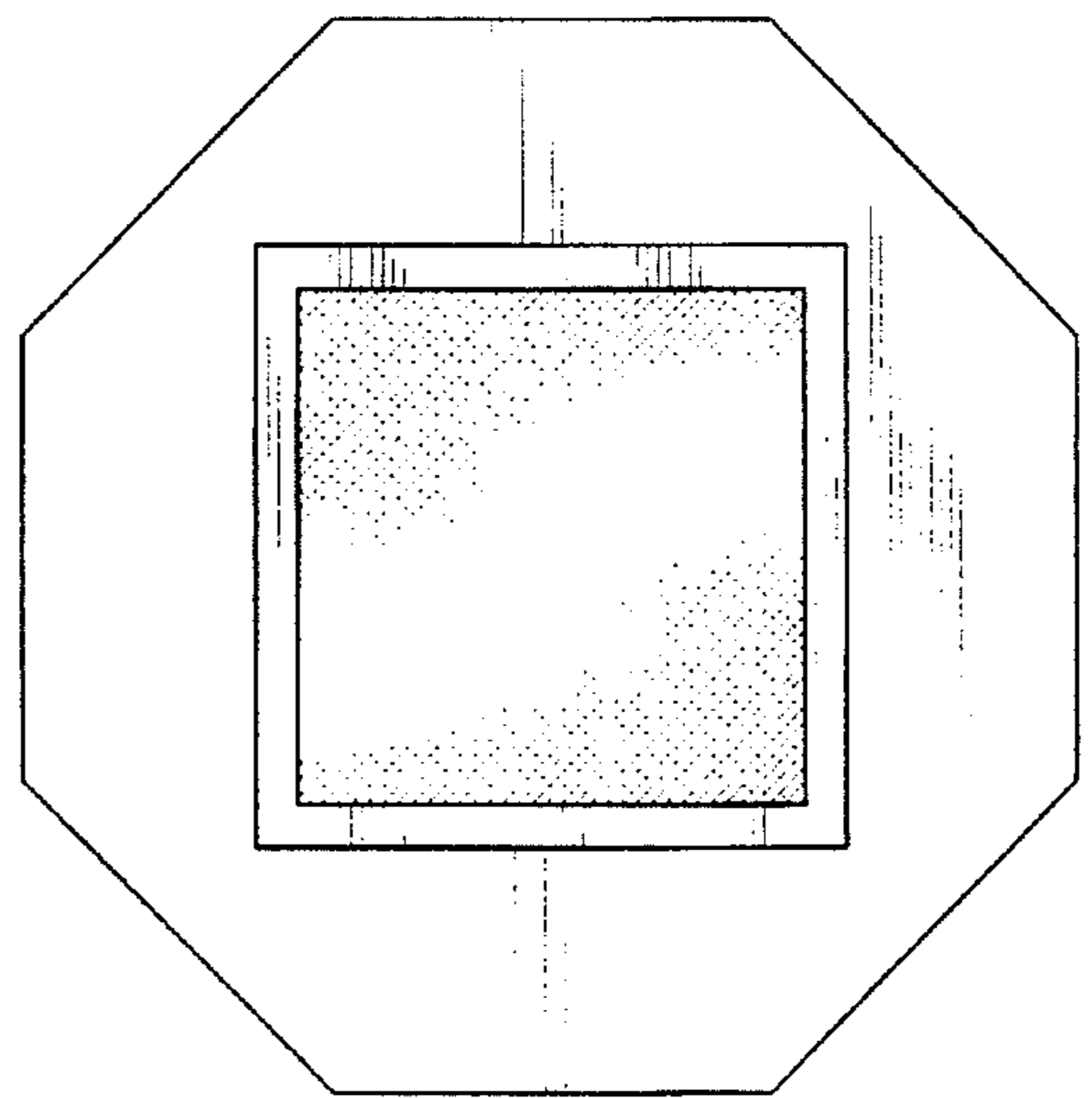


FIG. 5

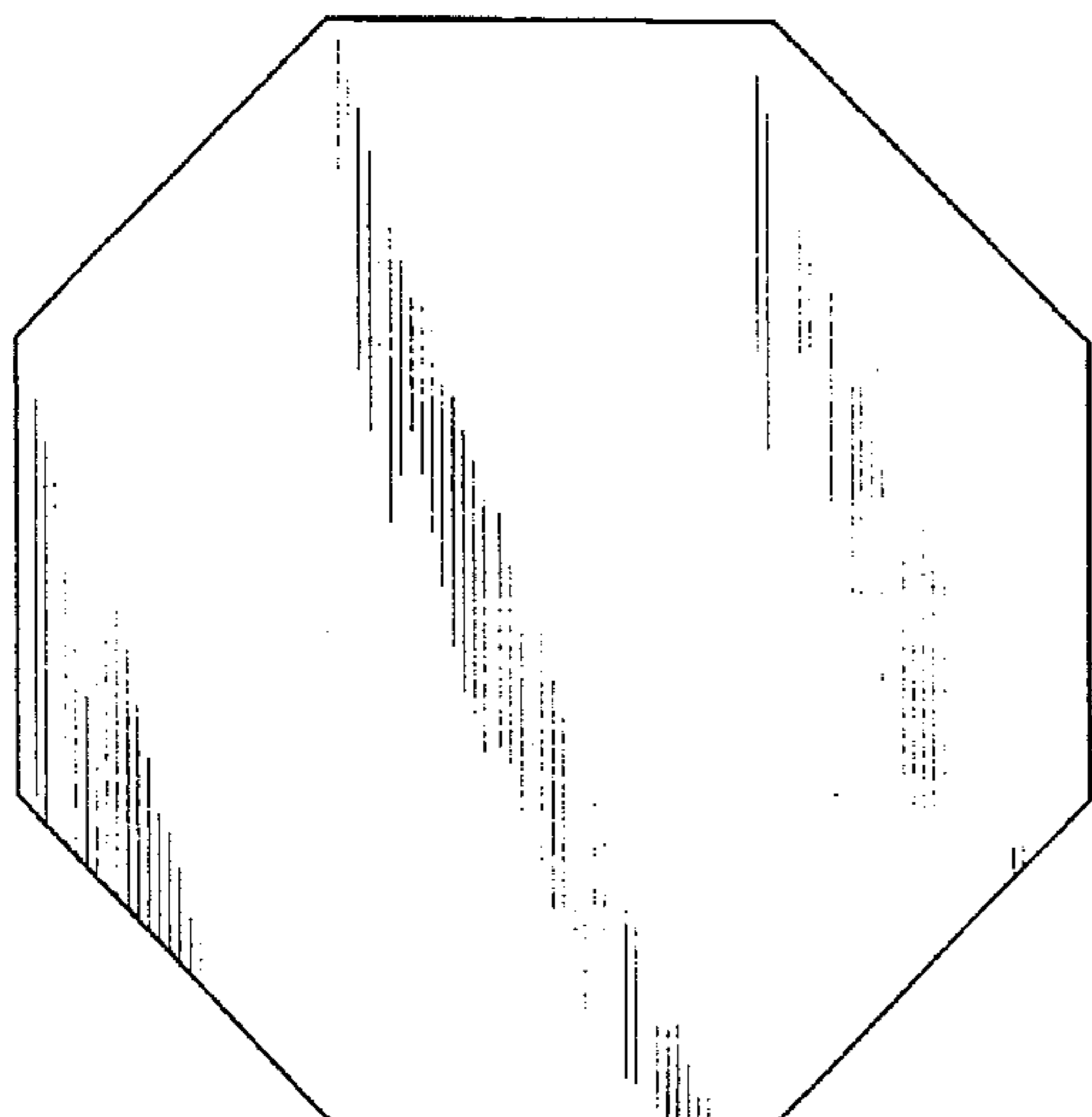


FIG. 6

