



US00D379680S

United States Patent [19]

[11] Patent Number: Des. 379,680

Fabry

[45] Date of Patent: **Jun. 3, 1997

[54] PALM PAD FOR A GLOVE FOR PREVENTION OF CARPAL TUNNEL SYNDROME

2,456,678 12/1948 Cole .
3,581,312 6/1971 Nickels .
4,624,016 11/1986 Luevano 2/20
4,850,341 7/1989 Fabry et al. .
5,031,640 7/1991 Spitzer .
5,214,799 6/1993 Fabry .

[75] Inventor: John J. Fabry, Green Bay, Wis.

[73] Assignee: Fabry Glove & Mitten Co., Green Bay, Wis.

Primary Examiner—Ruth McInroy
Attorney, Agent, or Firm—Foley & Lardner

[**] Term: 14 Years

[57] CLAIM

[21] Appl. No.: 43,668

The ornamental design for a palm pad for a glove for prevention of carpal tunnel syndrome, as shown and described.

[22] Filed: Sep. 8, 1995

[51] LOC (6) CL 29-02

[52] U.S. Cl. D29/123

[58] Field of Search D29/113, 117, D29/123; D24/190, 192, 206; 2/16, 20, 159, 160, 161.3, 161.6, 161.8; 128/878, 879; 601/40, 44; D25/163; D5/1-2, 53

DESCRIPTION

FIG. 1 is a front elevation view of a palm pad for a glove for prevention of carpal tunnel syndrome showing my new design;
FIG. 2 is a right side elevation view thereof;
FIG. 3 is a left side elevation view thereof;
FIG. 4 is a top plan view thereof;
FIG. 5 is a bottom plan view thereof; and,
FIG. 6 is a sectional view taken along the line 6-6 in FIG. 1 .

[56] References Cited

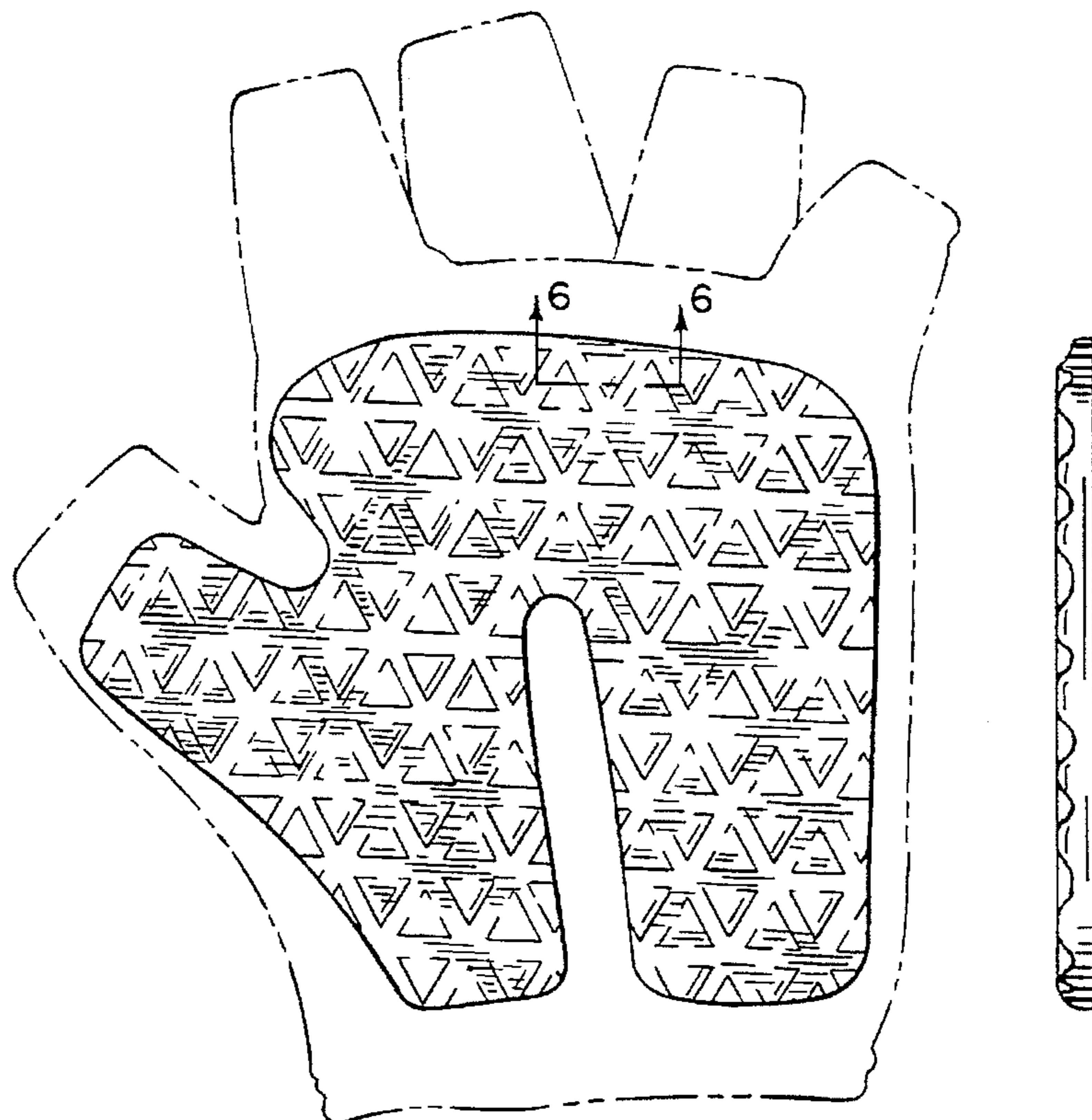
U.S. PATENT DOCUMENTS

D. 44,890 11/1913 Hutchens D5/53
D. 179,747 2/1957 Sylvester et al. D5/53
D. 241,990 10/1976 Milan D29/117
D. 243,133 1/1977 Lowrey D29/123
D. 287,424 12/1986 Berlese D29/123
D. 288,981 3/1987 Hale D29/123
D. 294,984 3/1988 Green D29/117
D. 335,368 5/1993 Houston .
D. 364,040 11/1995 Suskind D5/1
980,638 1/1911 Hill D5/1
1,804,884 5/1931 Mazer D25/163

The rear elevation view of the pad is a mirror image of the front elevation view without the triangular shaped pad projections. The broken line illustration of a glove is for illustrative purposes only and forms no part of the claimed design.

The broken lines defining the triangle pattern in FIG. 1 illustrate impressions in the covering material made by the underlying pad projections.

1 Claim, 1 Drawing Sheet



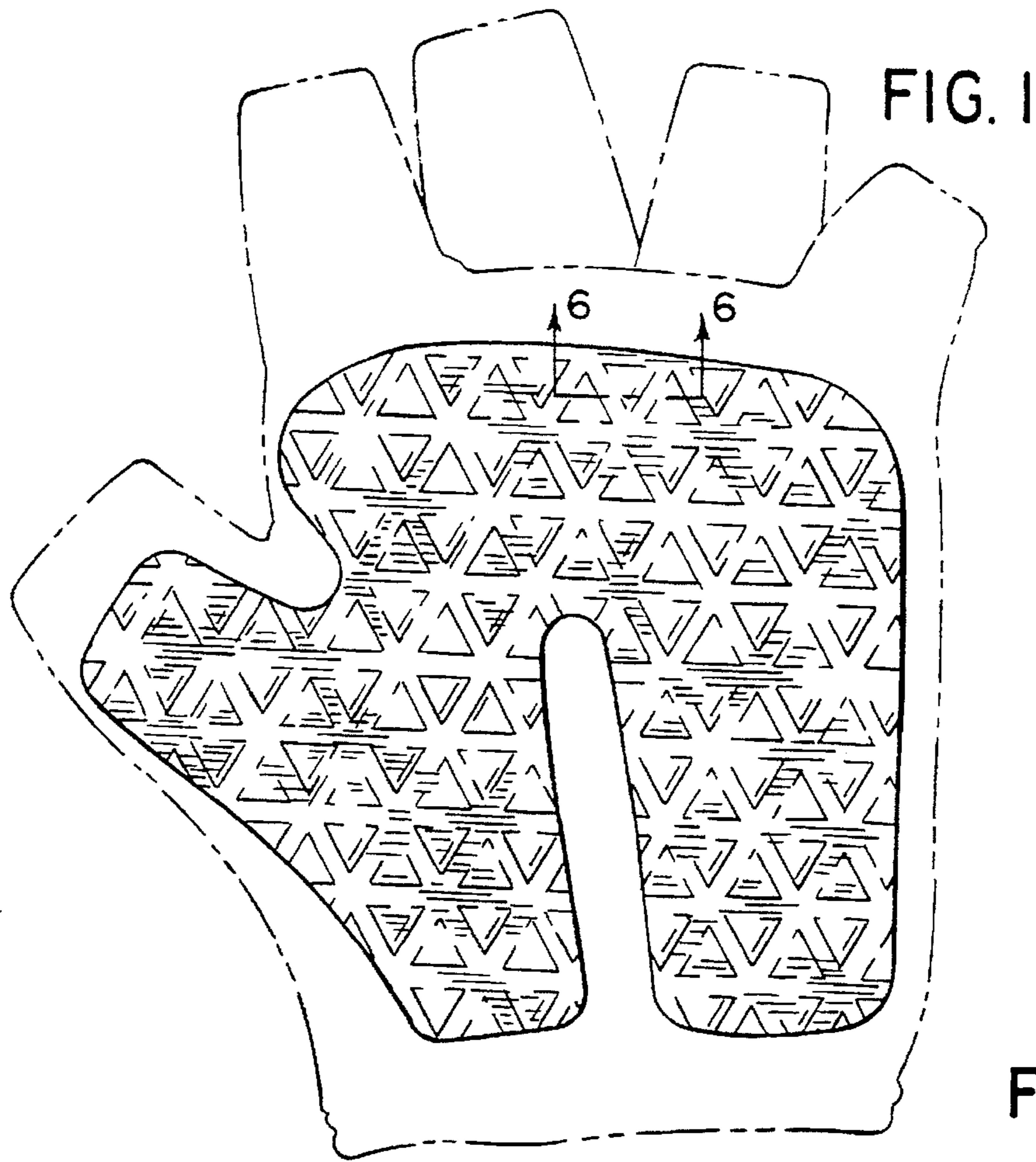


FIG. 2



FIG. 3



FIG. 4



FIG. 5

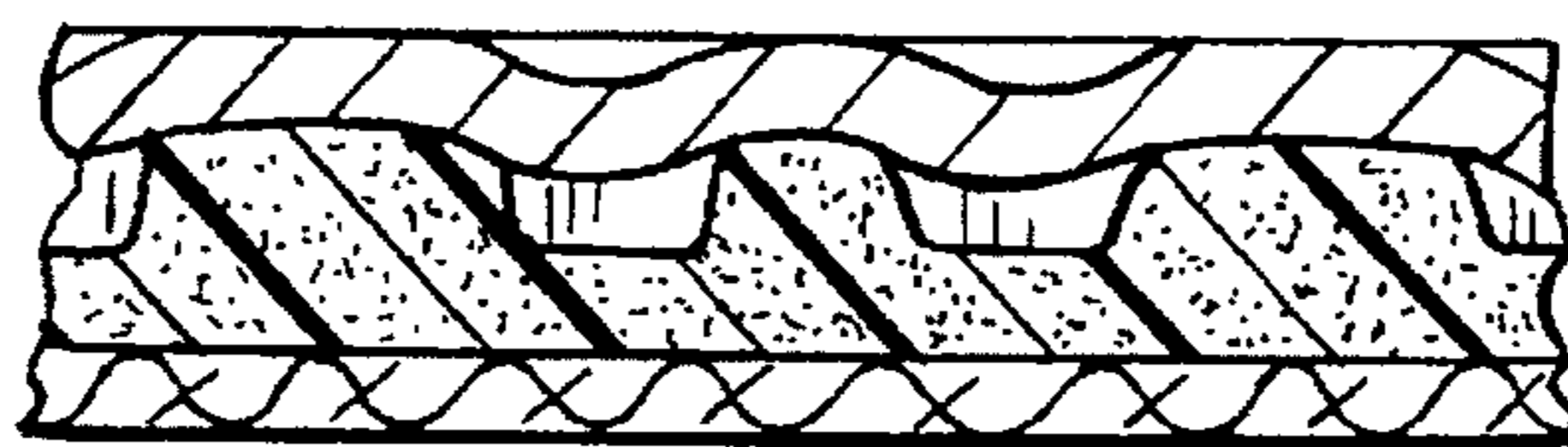


FIG. 6