



US00D379648S

**United States Patent** [19]  
**Fleischmann**

[11] **Patent Number:** **Des. 379,648**  
[45] **Date of Patent:** **\*\*Jun. 3, 1997**

[54] **FAUCET**  
[75] **Inventor:** **Klaus Fleischmann**, Krefeld, Germany  
[73] **Assignee:** **Hansa Metallwerke AG**, Stuttgart, Germany  
[\*\*] **Term:** **14 Years**

D. 315,194 3/1991 Houg et al. .... D23/238  
D. 352,991 11/1994 Kohler, Jr. .... D23/238  
D. 353,441 12/1994 Houg et al. .... D23/238

*Primary Examiner*—Louis S. Zarfes  
*Assistant Examiner*—Eric Watterson  
*Attorney, Agent, or Firm*—Lowe, Price, LeBlanc & Becker

[21] **Appl. No.:** **31,198**  
[22] **Filed:** **Nov. 10, 1994**

[57] **CLAIM**  
The ornamental design for a faucet, as shown and described.

[30] **Foreign Application Priority Data**  
May 10, 1994 [DE] Germany ..... M 94 03 830.9  
[51] **LOC (6) Cl.** ..... **23-01**  
[52] **U.S. Cl.** ..... **D23/238**  
[58] **Field of Search** ..... D23/238-243,  
D23/255-257; 4/675-678; 137/801

**DESCRIPTION**

FIG. 1 is a side view, the opposite side being a mirror image thereof;  
FIG. 2 is a front view thereof;  
FIG. 3 is a rear view thereof;  
FIG. 4 is a top view thereof;  
FIG. 5 is a bottom view thereof; and,  
FIG. 6 is a perspective view thereof.

[56] **References Cited**  
**U.S. PATENT DOCUMENTS**  
D. 293,816 1/1988 Bergmann et al. .... D23/238

**1 Claim, 6 Drawing Sheets**




FIGURE 1




FIGURE 2




FIGURE 3




FIGURE 4




FIGURE 5




FIGURE 6

