



US00D379636S

United States Patent [19]

Gassett et al.

[11] Patent Number: **Des. 379,636**

[45] Date of Patent: ****Jun. 3, 1997**

[54] **ALERT FEATURE FOR A PRINTER**

[75] Inventors: **John W. Gassett; Peter J. Mendel,**
both of Lexington, Ky.; **Shelley A. Stankiewicz,**
Cincinnati, Ohio

[73] Assignee: **Lexmark International, Inc.,**
Lexington, Ky.

[**] Term: **14 Years**

[21] Appl. No.: **38,782**

[22] Filed: **Mar. 13, 1995**

[51] **LOC (6) Cl. 18-02**

[52] **U.S. Cl. D18/56; D10/114; D14/107;**
D14/114; D26/24

[58] **Field of Search D26/24, 37-50;**
D10/114, 104; D18/56; D14/107, 114; 116/202,
DIG. 5; 340/321, 500-505, 571-572, 825.06,
825.17; 362/32, 95, 235-238, 240, 244,
366 R, 367, 381, 800

[56] **References Cited**

U.S. PATENT DOCUMENTS

D. 269,954 8/1983 Ohashi D10/114

D. 284,104	6/1986	Martino	D10/114
D. 350,493	9/1994	Gottlieb	D10/104
D. 354,577	1/1995	Cota et al.	D26/39
4,206,493	6/1980	Town et al.	362/240

Primary Examiner—Martie Thompson
Attorney, Agent, or Firm—John A. Brady

[57] **CLAIM**

The ornamental design for an alert feature for a printer, as shown and described.

DESCRIPTION

FIG. 1 is a top plan view of an alert feature for a printer showing our new design;
FIG. 2 is a front elevational view thereof;
FIG. 3 is a right side elevational view thereof;
FIG. 4 is a left side elevational view thereof;
FIG. 5 is a rear elevational view thereof;
FIG. 6 is a bottom plan view thereof; and,
FIG. 7 is a top, front, left side perspective view thereof.

1 Claim, 7 Drawing Sheets




FIG. 1




FIG. 2




FIG. 3




FIG. 4




FIG. 5

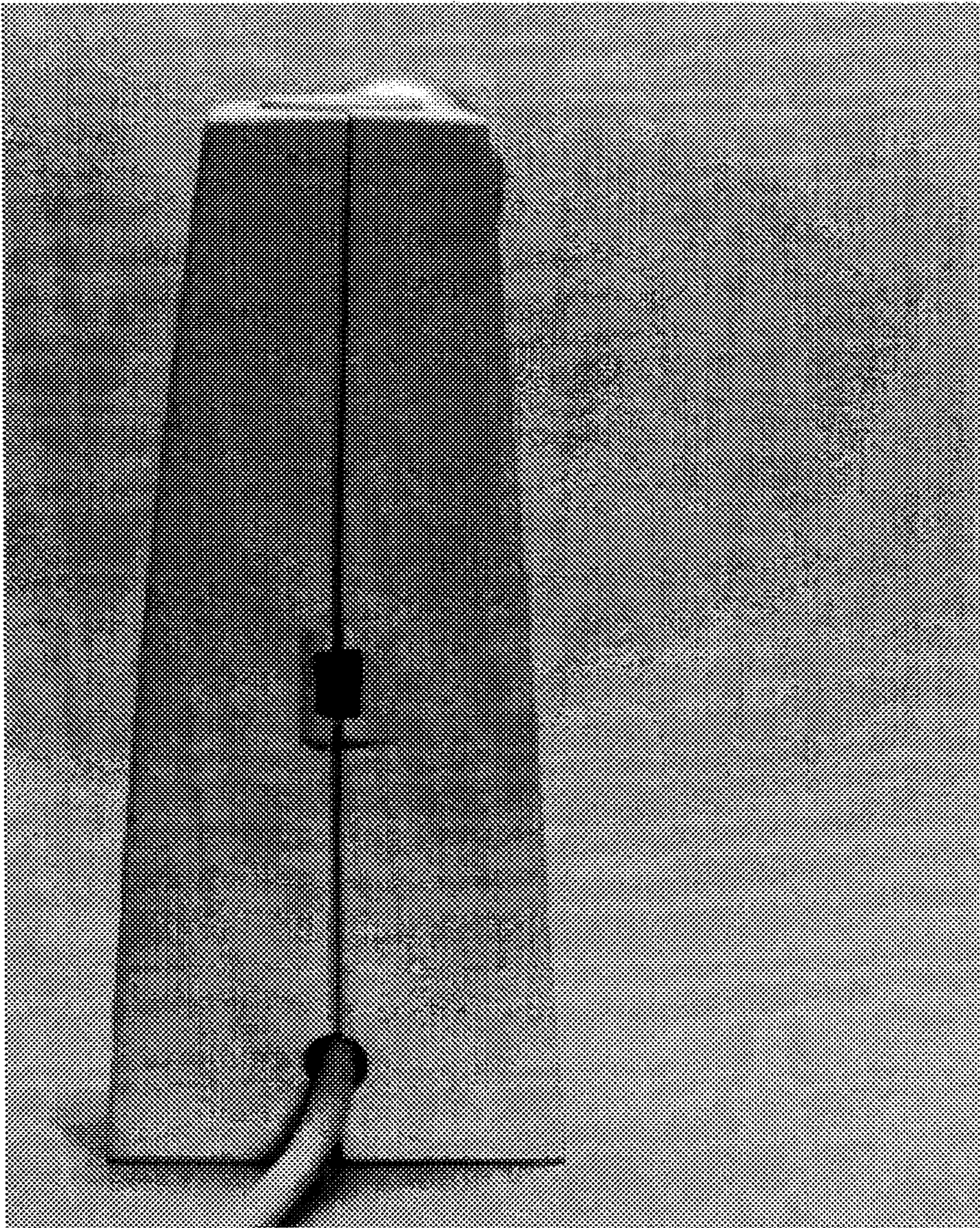


FIG. 6

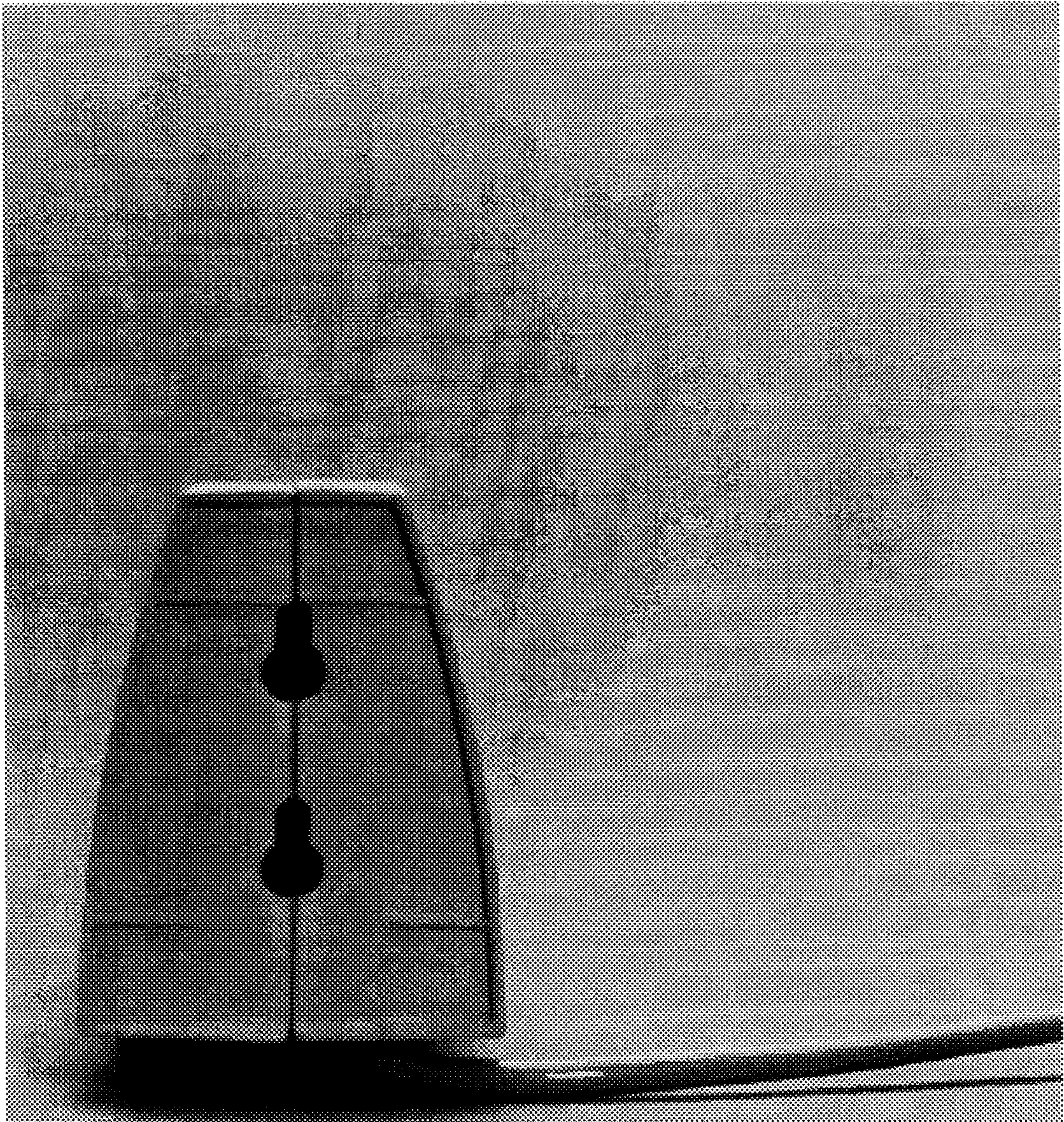


FIG. 7

