



US00D379628S

United States Patent [19]

Kurcbart et al.

[11] Patent Number: **Des. 379,628**

[45] Date of Patent: ****Jun. 3, 1997**

[54] **SELECTIVE CALL RECEIVER**

[75] Inventors: **Robert Kurcbart**, Boca Raton; **Robert Marinelli**, Lake Worth; **Richard J. Toth**, Boca Raton, all of Fla.

[73] Assignee: **Motorola, Inc.**, Schaumburg, Ill.

[**] Term: **14 Years**

[21] Appl. No.: **49,764**

[22] Filed: **Jan. 30, 1996**

[51] LOC (6) Cl. **14-03**

[52] U.S. Cl. **D14/191**

[58] Field of Search D14/124, 188,
D14/191, 192, 299; 340/311.1; 455/92,
100, 128, 344

[56] **References Cited**

U.S. PATENT DOCUMENTS

- D. 338,201 8/1993 Scheid et al. .
- D. 342,736 12/1993 Scheid et al. D14/191

- D. 344,728 3/1994 Nishimoto .
- D. 353,377 12/1994 Scheid et al. D14/191
- D. 353,592 12/1994 Davis et al. D14/191
- D. 353,595 12/1994 Scheid .
- D. 364,870 12/1995 Scheid et al. D14/191

Primary Examiner—Sandra L. Morris
Assistant Examiner—Nanda Bondade
Attorney, Agent, or Firm—D. Andrew Floam


[57] **CLAIM**

The ornamental design for a selective call receiver, as shown and described.

DESCRIPTION

FIG. 1 is a front view of a selective call receiver showing our new design;
FIG. 2 is a bottom view thereof;
FIG. 3 is a rear view thereof;
FIG. 4 is a left side view thereof;
FIG. 5 is a right side view thereof;
FIG. 6 is a top view thereof; and,
FIG. 7 is a perspective view thereof.

1 Claim, 3 Drawing Sheets



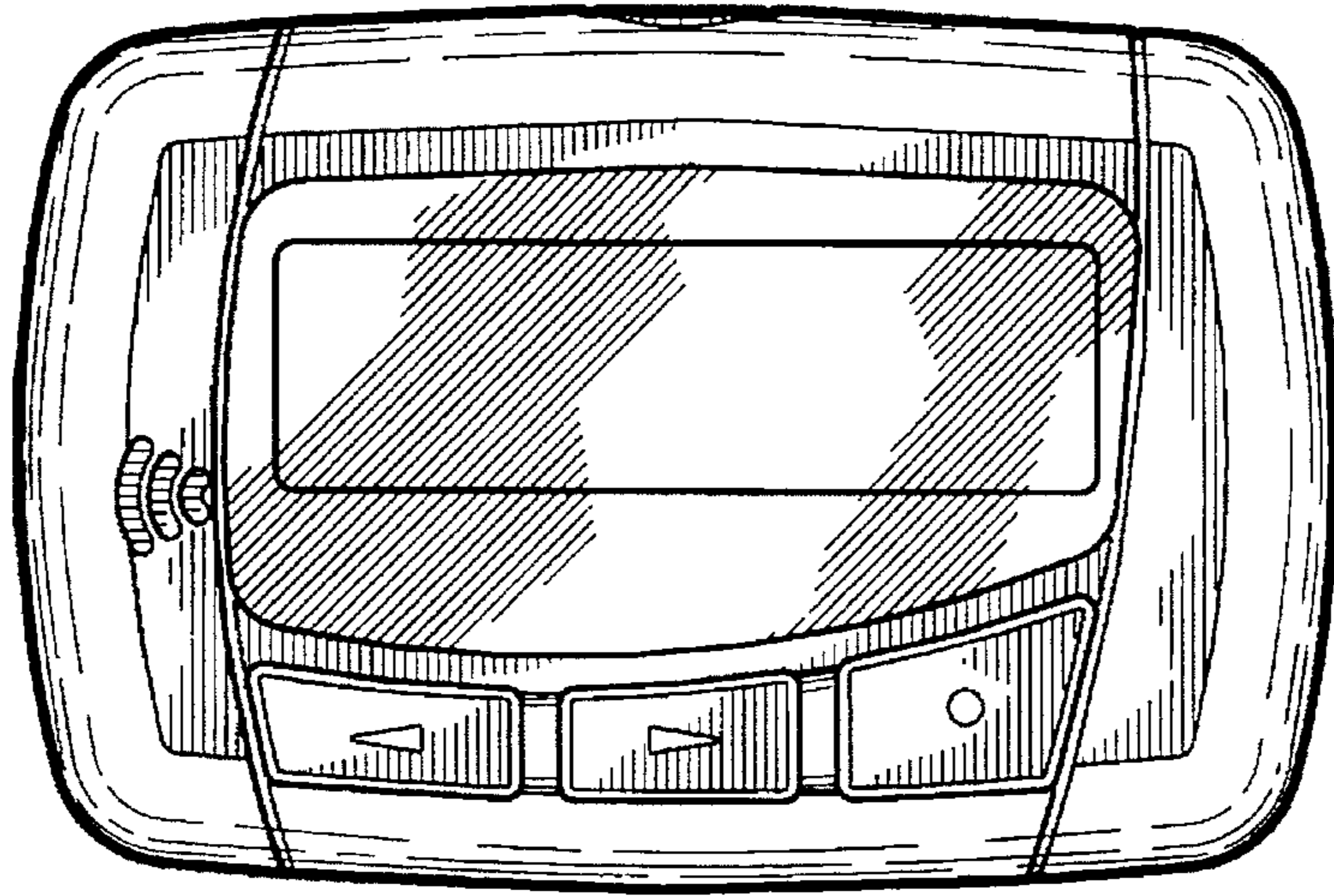


FIG. 1




FIG. 2

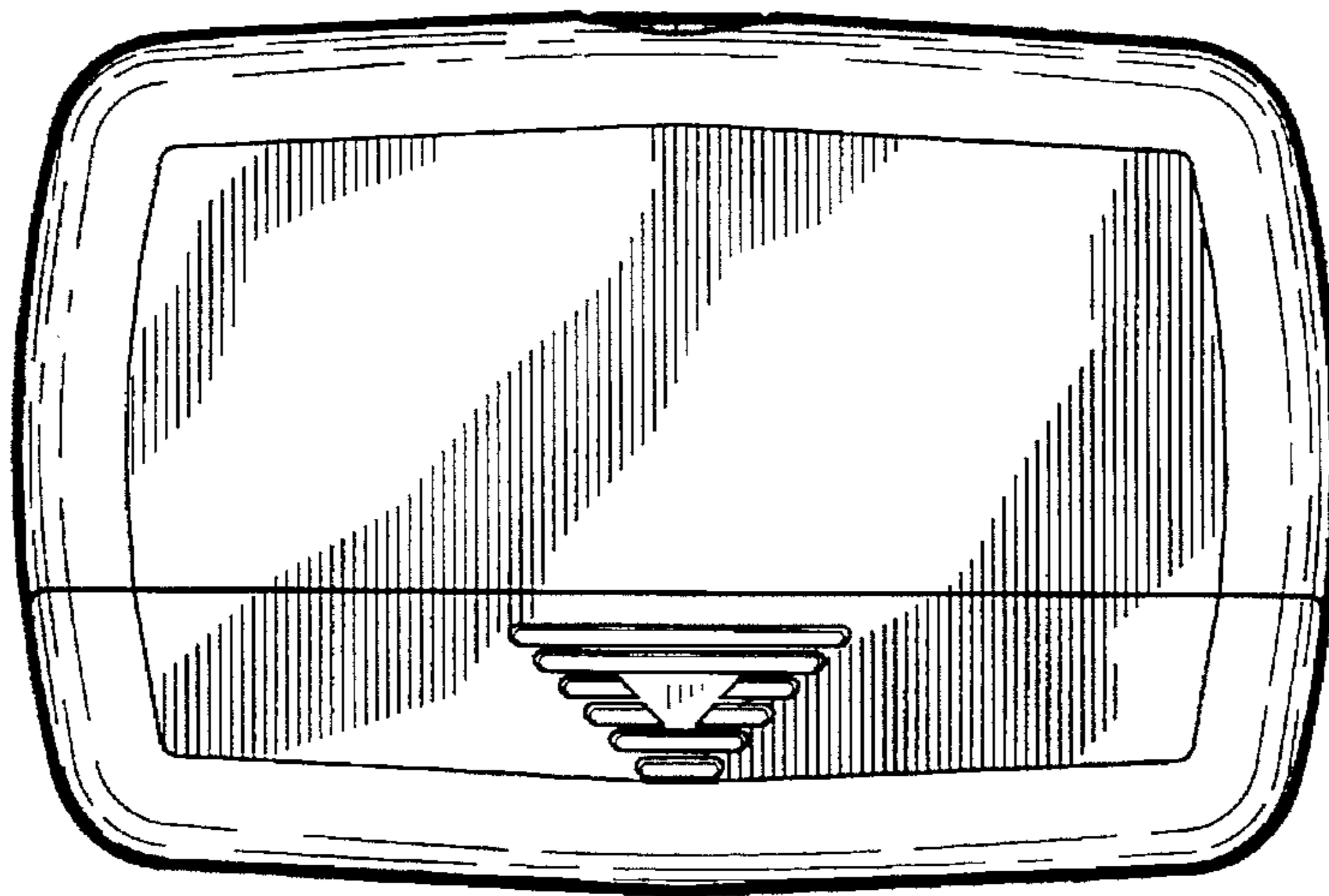


FIG. 3




FIG. 4

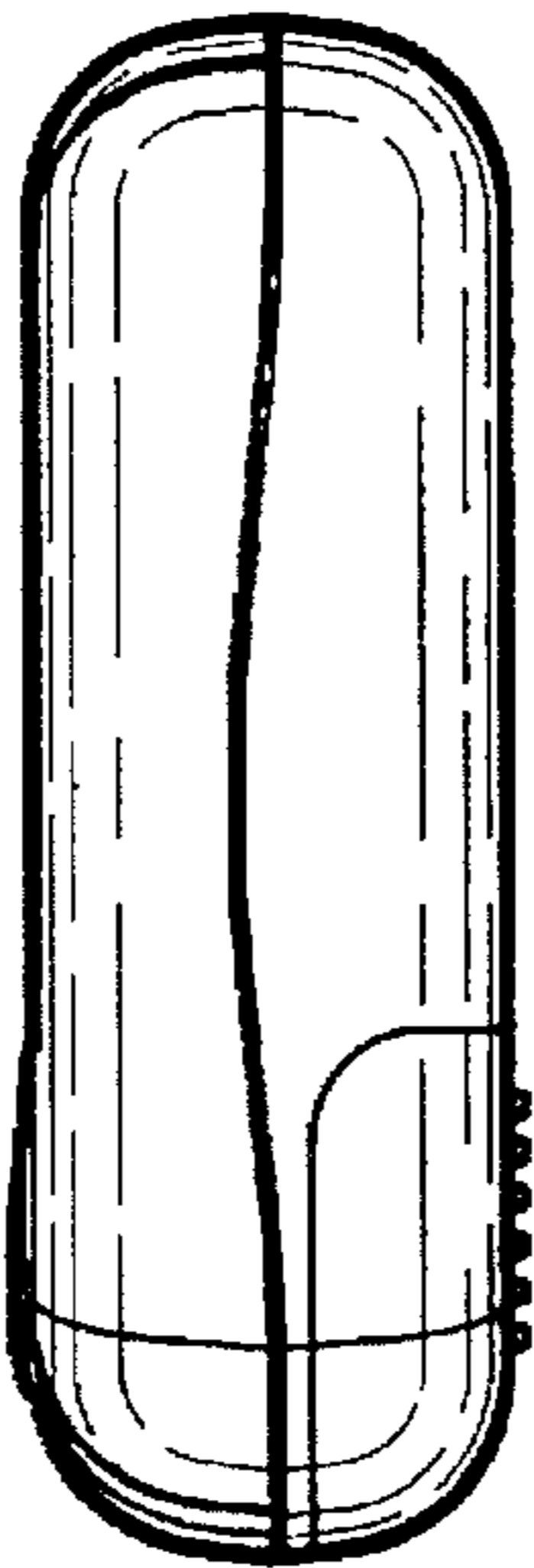


FIG. 5

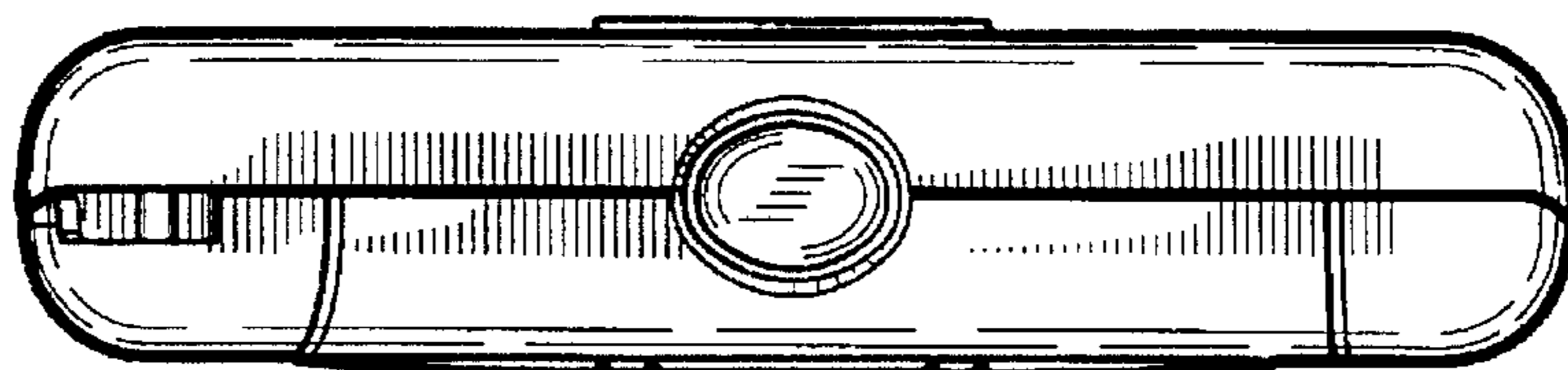


FIG. 6

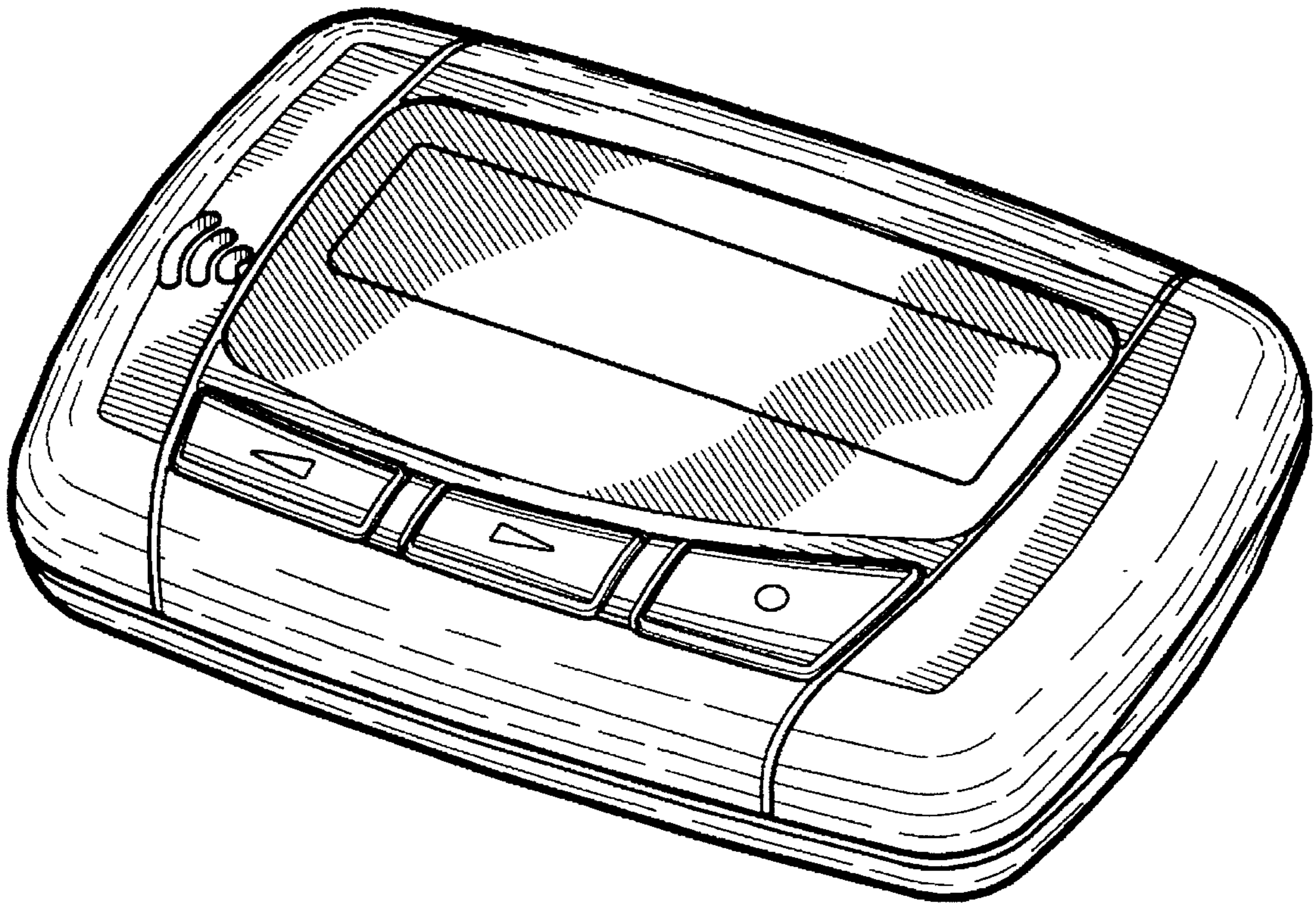


FIG. 7