



US00D379618S

# United States Patent [19]

Hellhake et al.

[11] Patent Number: Des. 379,618

[45] Date of Patent: \*\*Jun. 3, 1997

[54] VEHICLE CABINET

3,773,378 11/1973 Lewis ..... 224/402  
4,927,200 5/1990 Wilkins ..... 296/37.8

[75] Inventors: **Ferdinand F. Hellhake**, Beaverton;  
**Mark S. Hurayt**, Aloha; **Joachim Paschke**, Portland, all of Oreg.

### FOREIGN PATENT DOCUMENTS

2951980 7/1981 Germany ..... 296/37.14  
403276832 12/1991 Japan ..... 296/37.8  
217433 6/1924 United Kingdom ..... 296/37.1

[73] Assignee: **Freightliner Corporation**, Portland, Oreg.

*Primary Examiner*—Louis S. Zarfes

*Assistant Examiner*—Gymr Andoll

*Attorney, Agent, or Firm*—Klarquist Sparkman Campbell Leigh & Winston

[\*\*] Term: 14 Years

[21] Appl. No.: 53,261

[22] Filed: Apr. 16, 1996

### [57] CLAIM

[51] LOC (6) Cl. .... 12-16

[52] U.S. Cl. .... D12/425; D12/415; D12/418

[58] Field of Search ..... D12/420-426;  
296/24.1, 37.1, 37.6, 37.8, 37.13-37.16;  
224/402, 543, 542; 312/213, 7.2, 324, 326,  
223.1, 237; D9/432; D3/201, 272; D6/446,  
436, 466, 445

The ornamental design for a vehicle cabinet, as shown and described.

### DESCRIPTION

### [56] References Cited

#### U.S. PATENT DOCUMENTS

D. 38,063 6/1906 Burr ..... D6/445  
D. 60,108 12/1921 Romadka ..... D3/272  
D. 125,292 2/1941 Shell ..... D6/436  
D. 204,502 4/1966 Latham et al. .... D9/432  
D. 324,303 3/1992 Miller ..... D12/424  
D. 328,085 7/1992 Harry ..... D12/424  
D. 329,541 9/1992 Giblet ..... D3/272  
D. 362,838 10/1995 Price ..... D12/424  
D. 368,604 4/1996 Gotham et al. .... D6/436

FIG. 1 is a perspective view of the vehicle cabinet of the present invention looking from the upper left;

FIG. 2 is a perspective view of the vehicle cabinet exterior surface of FIG. 1 looking from the upper right in this figure;

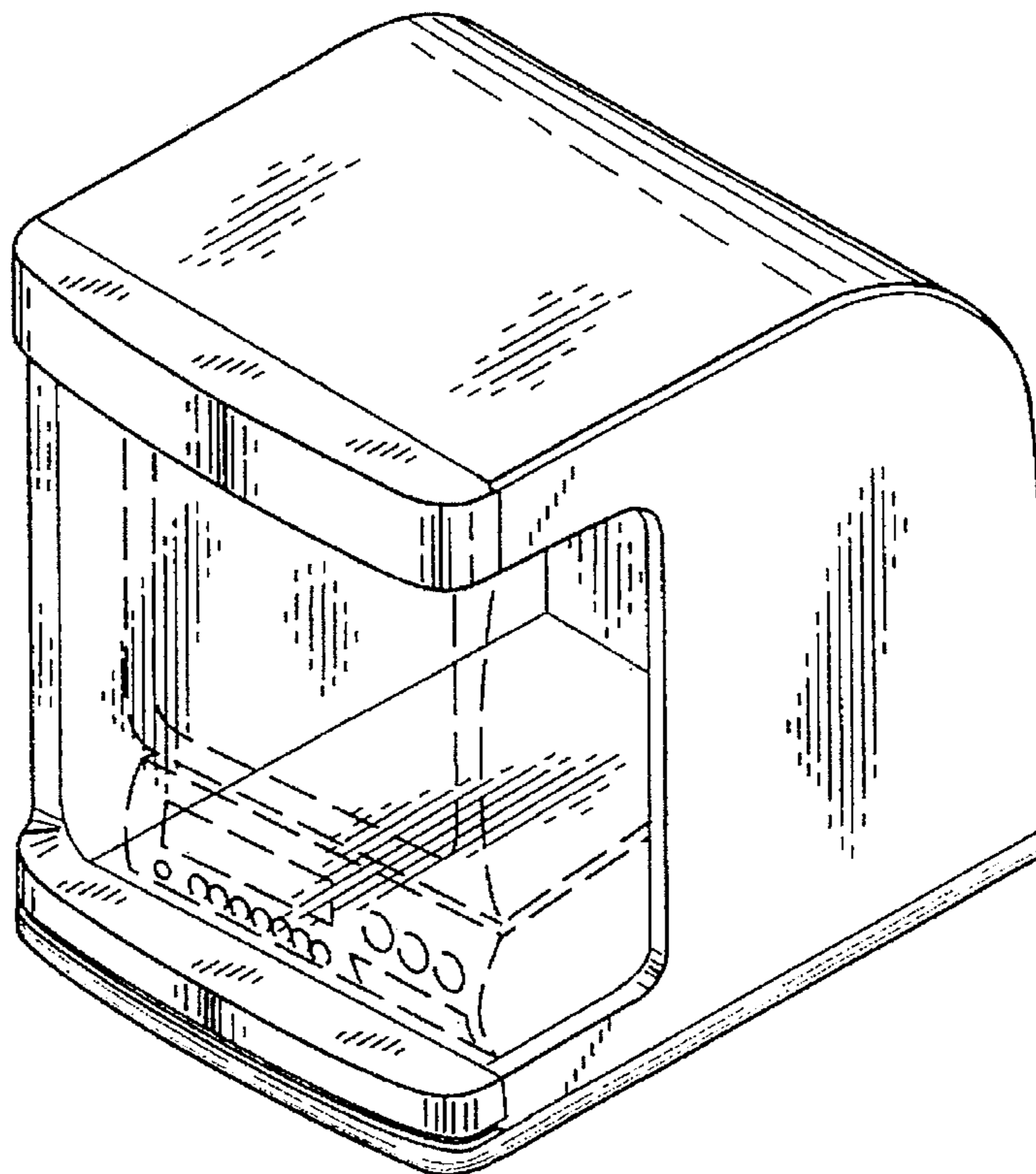
FIG. 3 is a bottom view of the vehicle cabinet exterior surface of FIG. 1; and,

FIG. 4 is a view like that shown in FIG. 2 showing a television set and video cassette recorder in broken lines.

The rear of the vehicle cabinet is plain and unornamented and forms no part of the claimed design.

The broken line showing of the television set and video cassette recorder in FIG. 4 is for illustrative purposes only and forms no part of the claimed design.

1 Claim, 1 Drawing Sheet



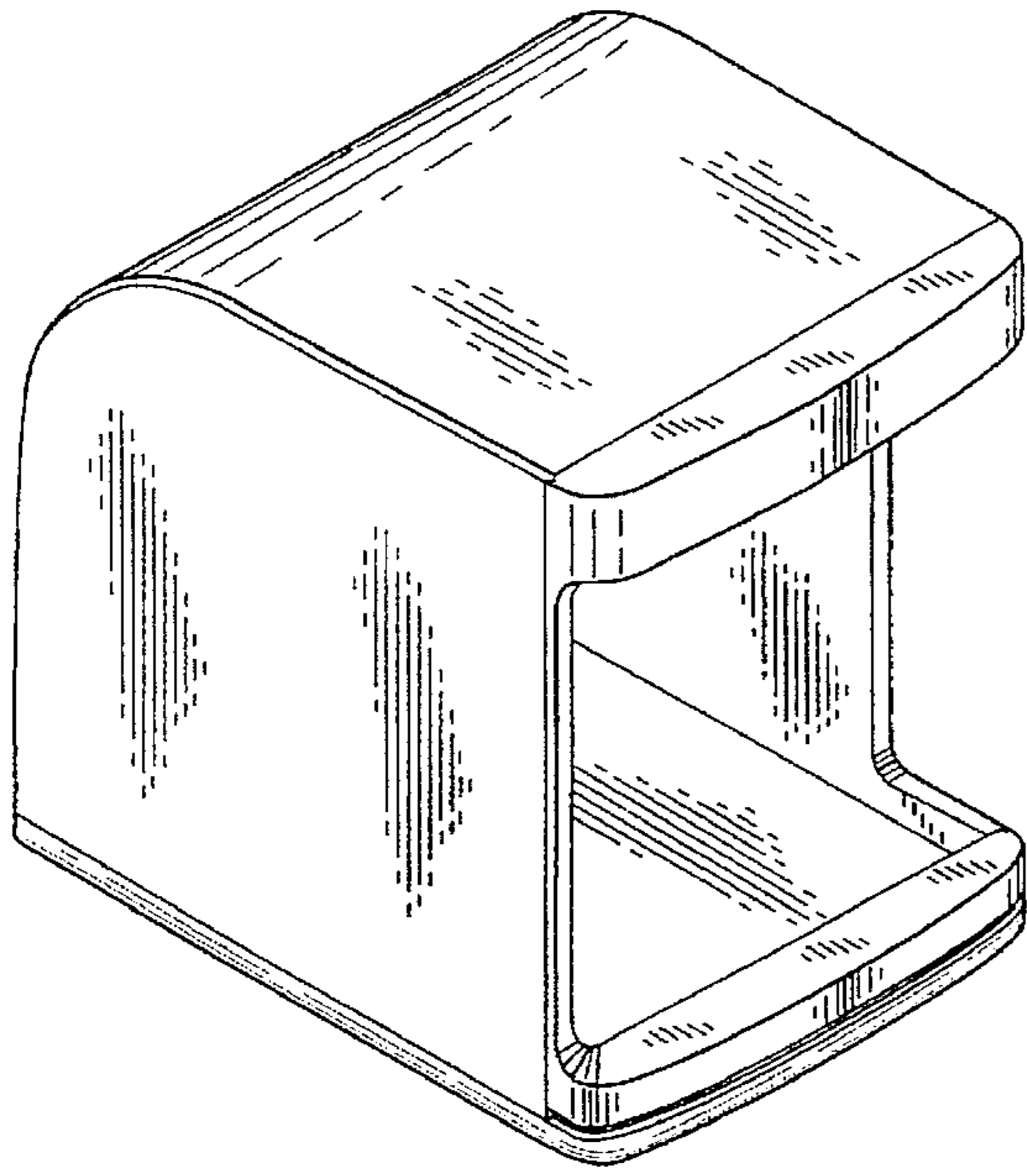


FIG. 1

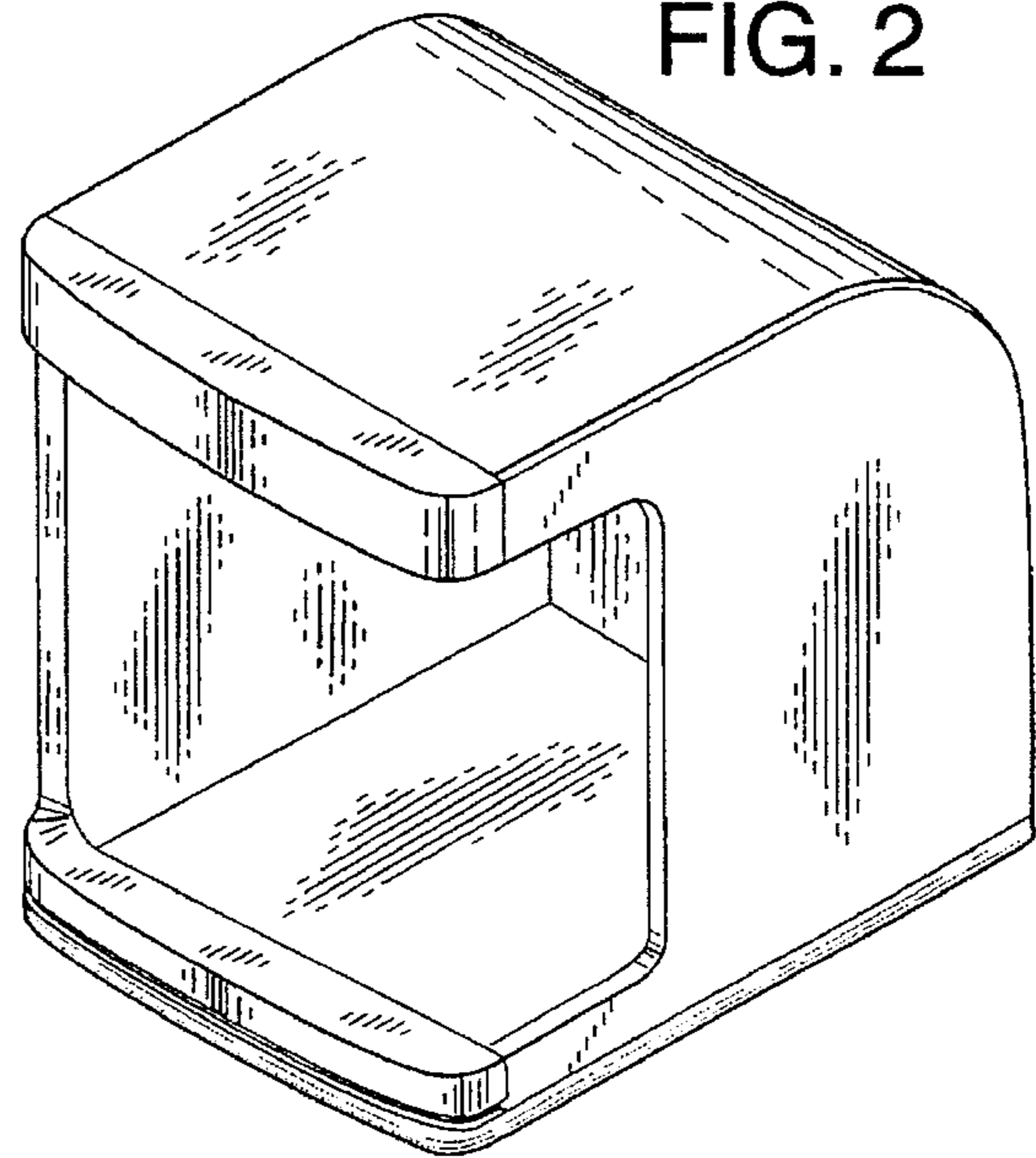


FIG. 2

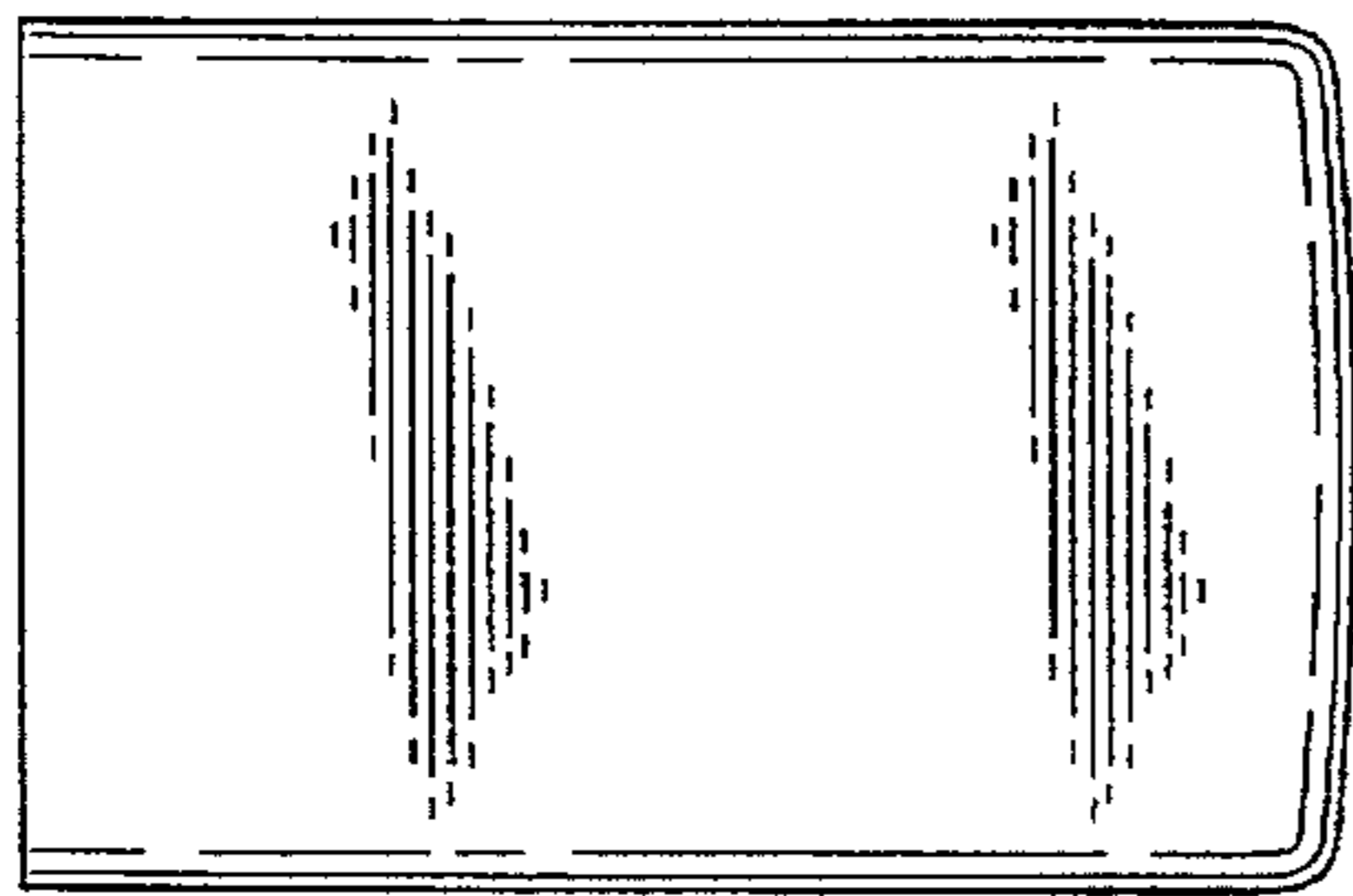


FIG. 3

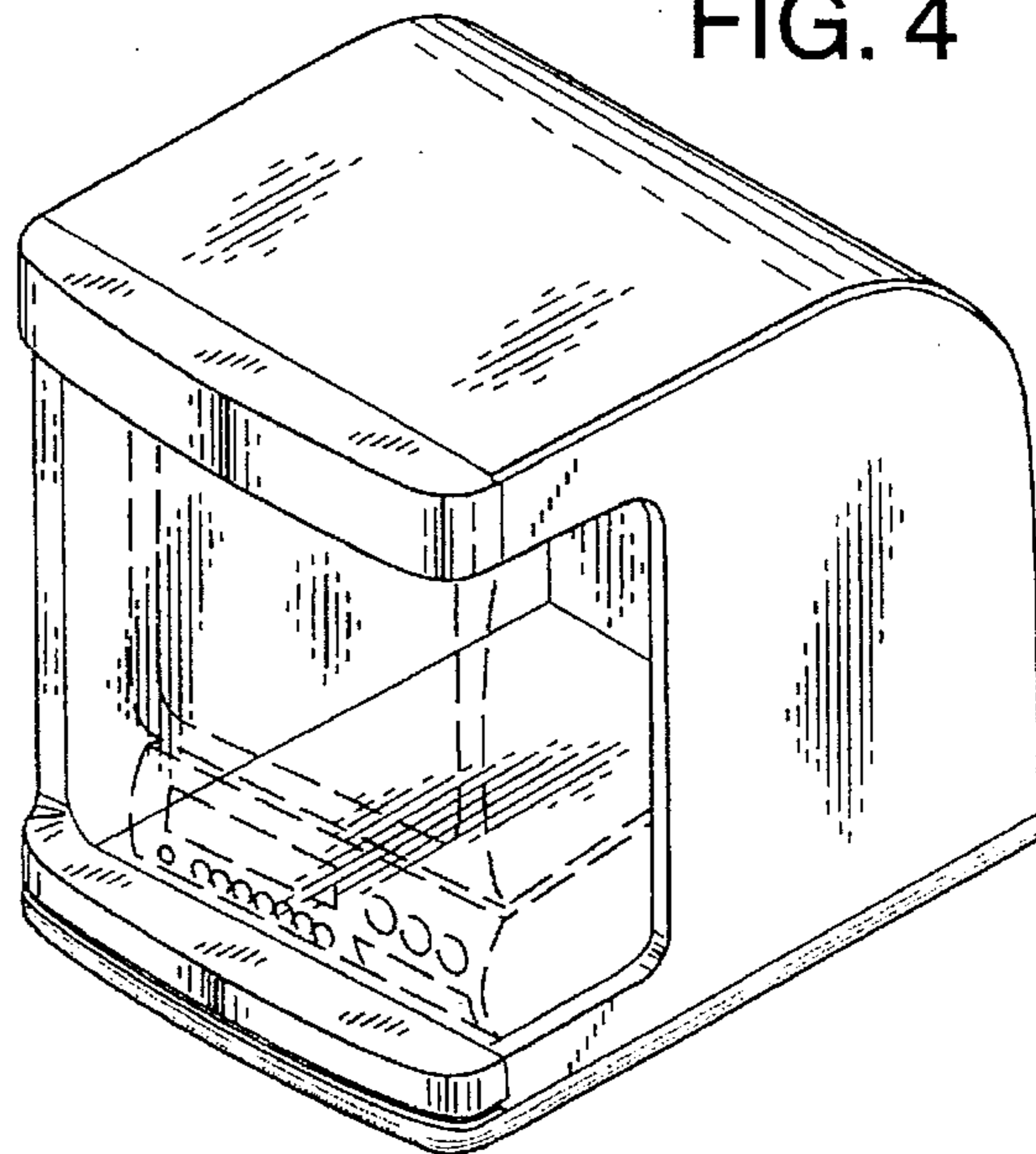


FIG. 4